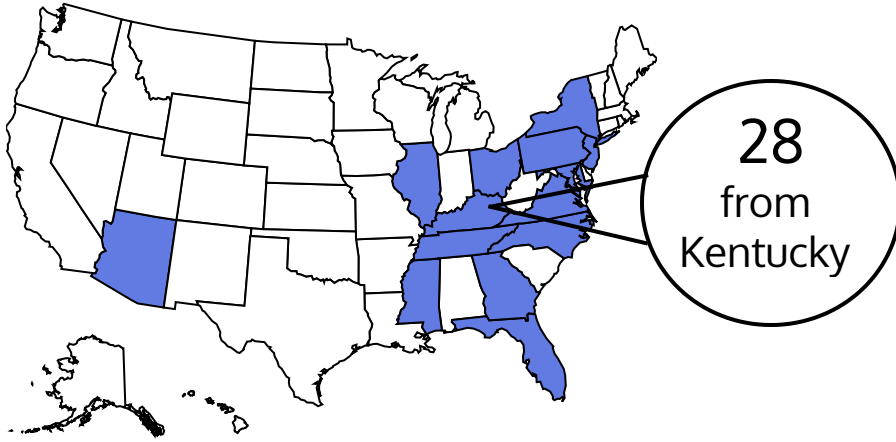


# Transfer Student Highlights

## Fall 2017

NOTE: Definitions of all categories can be found [here](#).



**53 Students enrolled from...**

**14 States**  
**3 Countries**

**68%** In-Territory  
**34%** At-Risk and Distressed Counties

### Academic Preparation

Mean Transfer GPA

**3.50**

Required at least one course of developmental math

**6%**

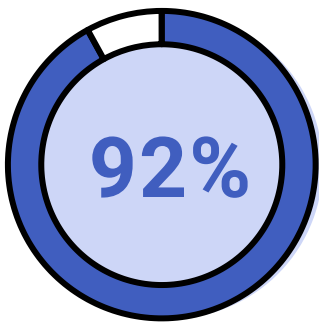
### Classification

Junior  
34%

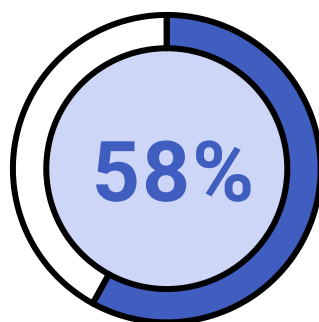
Freshman  
25%

Sophomore  
42%

### Financial Qualifications



Pell Grant Recipients



Domestic Students with an EFC of \$0 (Expected Family Contribution)

### Enrollment Characteristics

(Based on the birth sex response on application)

**58%** Female

**8%** African-American

**6%** F-1 International

**13%** Hispanic

**58%** First Generation

**43%** KCTCS Transfer

(Kentucky Community and Technical College System)