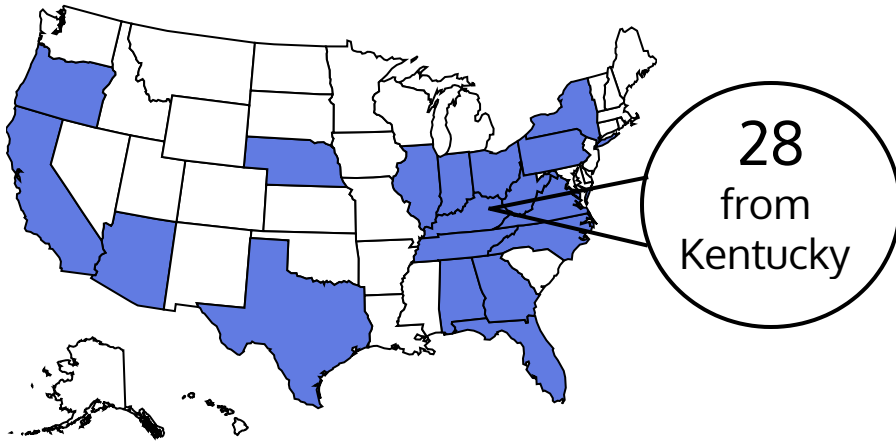


Transfer Student Highlights

Fall 2018

NOTE: Definitions of all categories can be found here.



56 Students enrolled from...

18 States
1 Territory
0 Countries

66% In-Territory
32% At-Risk and Distressed Counties

Academic Preparation

Mean Transfer GPA

3.63

Required at least one course of developmental math

11%

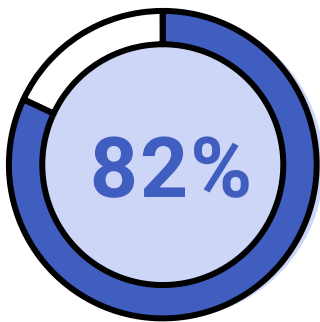
Classification

Junior
32%

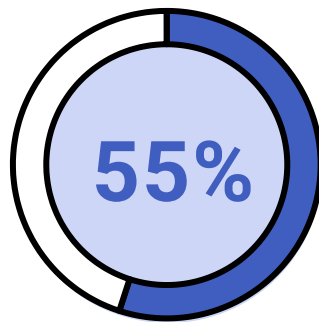
Freshman
9%

Sophomore
59%

Financial Qualifications



Pell Grant Recipients



Domestic Students with an EFC of \$0 (Expected Family Contribution)

Enrollment Characteristics

(Based on birth sex response on application)

55% Female

14% African-American

0% F-1 International

21% Hispanic

57% First Generation

39% KCTCS Transfer

(Kentucky Community and Technical College System)