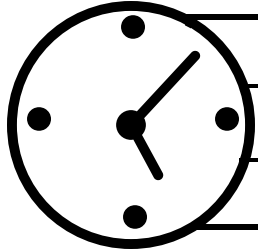


# Student Labor Highlights

NOTE: Definitions of all categories can be found [here](#).

Academic Year  
2017-18



**11.9** Average Hours Worked per Week

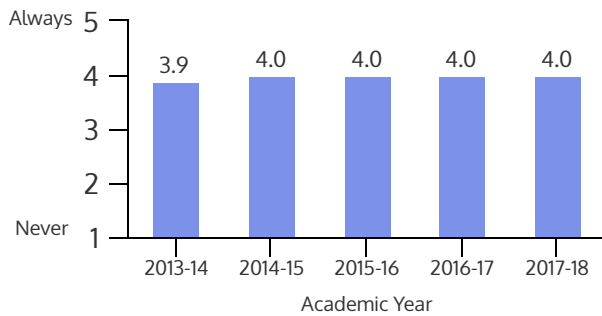
**19,037** Total Hours Contracted per Week

**38%** Contracted for More than 10 Hours/Week

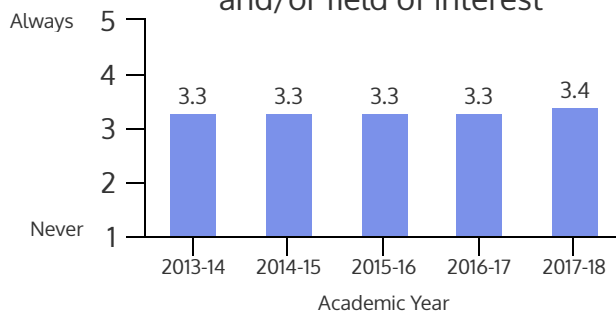
## Based on the Labor Experience Evaluation (LEE)

### Relationship between Work and Academics

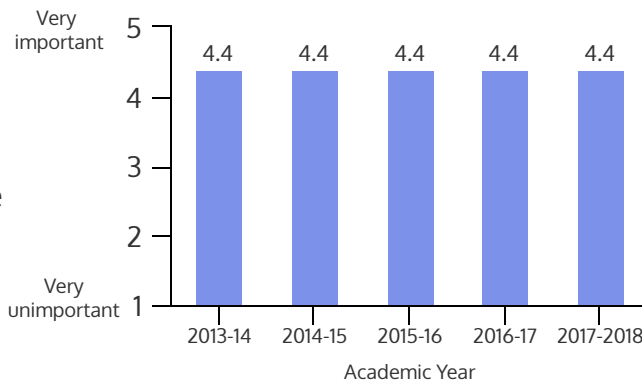
Skills I'm learning at work are supporting my academic development



My work provides experiences that directly relate to my academic major and/or field of interest



I consider my labor experience to be...



## Overall Student Labor Evaluation (SLE) Score Spring 2018

Given by Labor Supervisors (Primary Positions Only)

Exceptional labor performance

30%

Exceeds expectations

42%

Meets expectations

24%

Needs improvement

3%

Not meeting expectations

1%