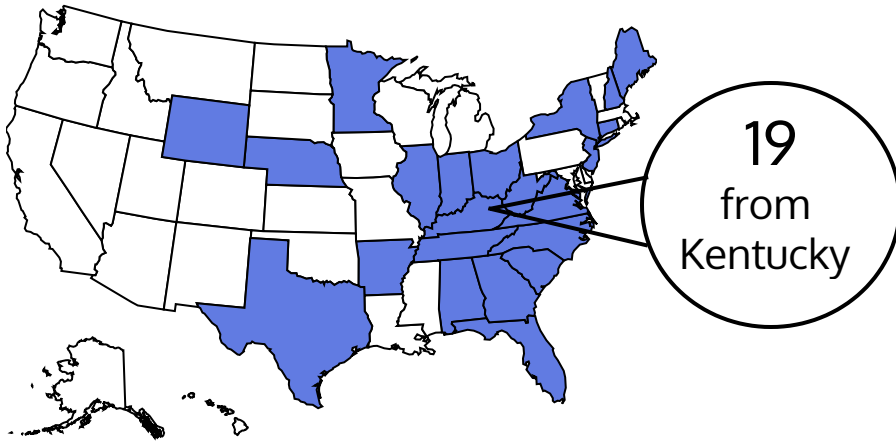


Transfer Student Highlights

Fall 2019

NOTE: Definitions of all categories can be found here.



54 Students enrolled from...

22 States
2 Countries

61% In-Territory
29% At-Risk and Distressed Counties

Academic Preparation

Mean Transfer GPA

3.57

Required at least one course of developmental math

11%

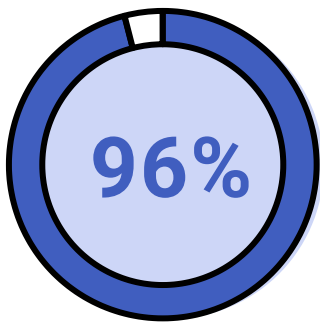
Classification

Junior
30%

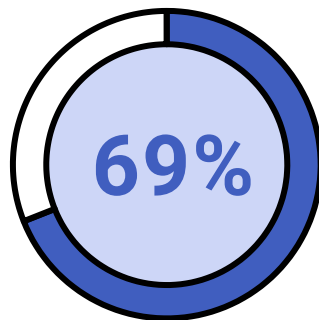
Freshman
17%

Sophomore
54%

Financial Qualifications



Pell Grant Recipients



Domestic Students with an EFC of \$0 (Expected Family Contribution)

Enrollment Characteristics

57% Female (Based on birth sex response on application)

22% African-American

4% F-1 International

13% Hispanic

69% First Generation

17% KCTCS Transfer

(Kentucky Community and Technical College System)