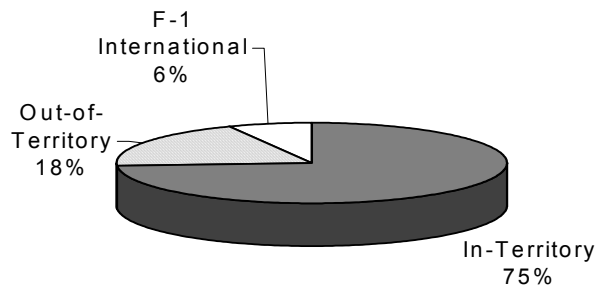


## FALL 2001 DEGREE-SEEKING STUDENT ENROLLMENT GEOGRAPHIC DISTRIBUTION BY TERRITORY

<b>TOTAL HEADCOUNT ENROLLMENT</b>	<b>1,674</b>
Degree-Seeking Students	(1,619)
Non-Degree-Seeking Students	(55)

<b>Degree-Seeking Students by:</b>			
In-Territory	Out-of-Territory	F-1 International	Total
1,222 (75%)	295 (18%)	102 (6%)	1,619 (100%)

*Degree-Seeking Students by Territory:*



NOTE: The category "F-1 International" does not include all students who come to the College from other countries or with substantial international experience. For example, "permanent residents" who may be asylees or refugees are counted as "In-Territory" or "Out-of-Territory" rather than "F-1 International" depending on residence at the time of application. These students are eligible for federal financial aid that F-1 International students cannot legally receive. In Fall 2001, twenty-five (25) Berea College students were designated as "permanent residents."

<b>Non-Degree-Seeking Students by Category:</b>	
Berea Community School	25
Employee	9
Madison Southern High School	4
Community (Special)	14
Post-Graduate	0
Transient/Exchange	<u>3</u>
Subtotal	55

## TOTAL STATES, TERRITORIES, AND COUNTRIES REPRESENTED: FALL 2001 ENROLLMENT

- 45 different states, including Washington, D. C.
- 64 countries other than the U.S.

### DEFINITIONS OF TERRITORY CATEGORIES

Berea College students are characterized by one of three "geographical" categories. They are:

- *In-Territory*: Students who come from much of the Appalachian region and all of Kentucky within the white area in the map below. Beginning with the entering class of 2000, In-Territory also includes permanent residents (a non-citizen who has formally established residency in the U.S.) and refugees who reside in the territory.
- *Out-of-Territory*: Students who come from outside the In-Territory area, including U.S. Citizens living in foreign countries. Out-of-Territory also includes permanent residents (a non-citizen who has formally established residency in the U.S.) and refugees who reside out of the territory.
- *F-1 International*: Students who are not U.S. Citizens, permanent residents, or refugees.



## STUDENTS ENROLLED FROM THE UNITED STATES AND OR/ ITS TERRITORIES

	In-Territory	Out-of-Territory*	International	Total
Alabama	82	11	0	93
Arizona	0	2	0	2
Arkansas	0	1	0	1
California	0	9	0	9
Colorado	0	6	0	6
Connecticut	0	1	0	1
District of Columbia	0	2	0	2
Florida	0	2	0	2
Georgia	10	24	0	34
Hawaii	0	1	0	1
Illinois	0	7	0	7
Indiana	0	20	0	20
Iowa	0	6	0	6
Kansas	0	3	0	3
Kentucky	592	0	0	592
Louisiana	0	1	0	1
Maine	0	4	0	4
Maryland	0	3	0	3
Massachusetts	0	1	0	1
Michigan	0	7	0	7
Minnesota	0	2	0	2
Mississippi	0	4	0	4

Missouri	0	1	0	1
Montana	0	1	0	1
Nebraska	0	1	0	1
Nevada	0	1	0	1
New Hampshire	0	2	0	2
New Jersey	0	2	0	2
New Mexico	0	1	0	1
New York	0	11	0	11
North Carolina	53	11	0	64
Ohio	107	51	0	158
Oklahoma	0	2	0	2
Oregon	0	7	0	7
Pennsylvania	0	13	0	13
South Carolina	37	5	0	42
South Dakota	0	1	0	1
Tennessee	152	24	0	176
Texas	0	3	0	3
Utah	0	1	0	1
Vermont	0	2	0	2
Virginia	83	9	0	92
Washington	0	3	0	3
West Virginia	106	2	0	108
Wisconsin	0	3	0	3
<b>TOTALS</b>	<b>1222</b>	<b>285</b>	<b>0</b>	<b>1507</b>

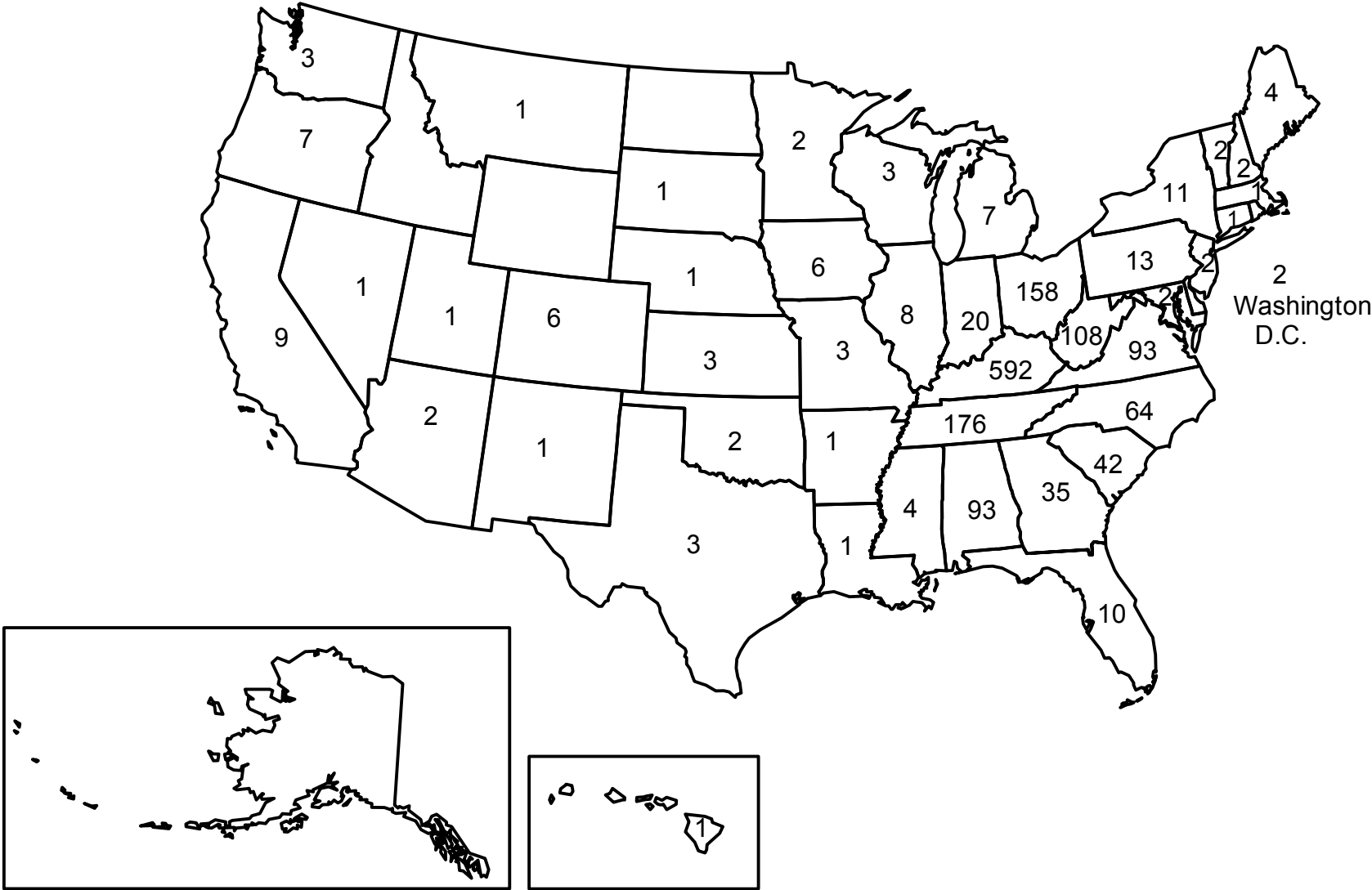
## STUDENTS ENROLLED FROM OUTSIDE OF THE UNITED STATES AND OR/ ITS TERRITORIES

	Out-of-Territory*	International	Total
Albania	0	2	2
Azerbaijan	0	2	2
Bangladesh	0	1	1
Bosnia & Hercegovina	0	1	1
Brazil	0	2	2
Bulgaria	0	1	1
Costa Rica	0	1	1
Czech Republic	0	1	1
Dominica	0	1	1
Ecuador	0	1	1
Ethiopia	0	2	2
Georgia	1	2	3
Germany	2	0	2
Ghana	0	4	4
Greece	0	1	1
Guatemala	0	1	1
Haiti	0	1	1
Honduras	0	1	1
India	0	6	6
Italy	1	0	1
Japan	1	0	1
Jordan	0	1	1

Kenya	0	5	5
Latvia	0	1	1
Liberia	1	0	1
Lithuania	0	1	1
Malawi	0	1	1
Malaysia	0	5	5
Mexico	0	2	2
Moldova	0	1	1
Morocco	0	1	1
Myanmar	0	2	2
Nepal	0	4	4
Nicaragua	0	1	1
Nigeria	0	2	2
Panama	0	1	1
Papau New Guinea	1	0	1
People's Republic of China	0	2	2
Peru	1	0	1
Poland	0	1	1
Republic of Korea	0	1	1
Russia	0	5	5
Senegal	0	1	1
Serbia	0	1	1
Sierra Leone	0	2	2
Slovak Republic	0	2	2

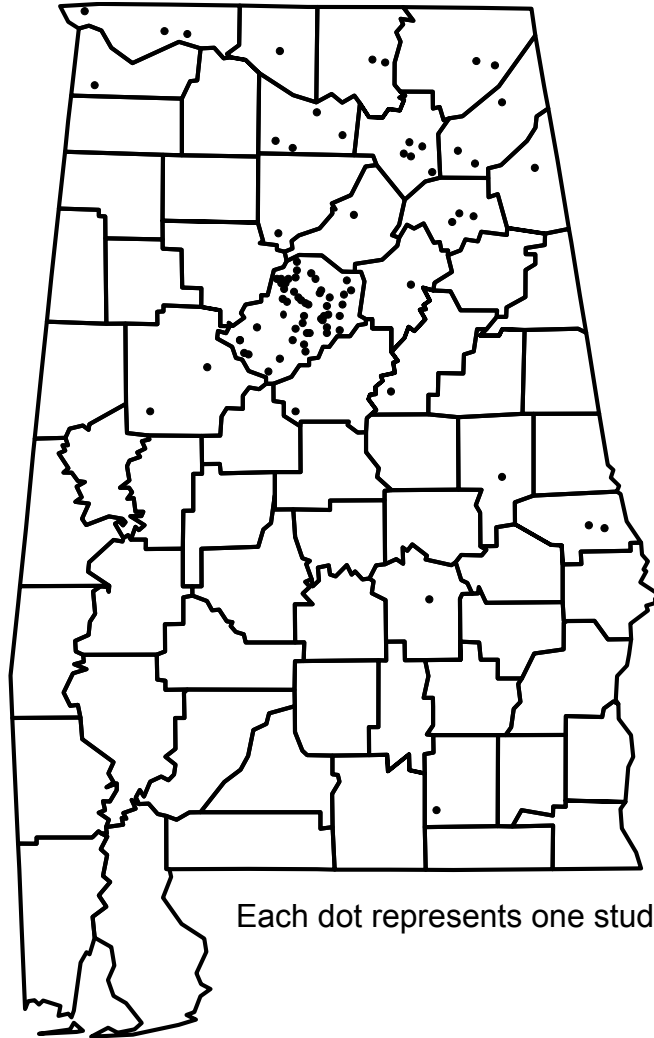
South Africa	0	1	1
Sri Lanka	0	2	2
Sudan	0	1	1
Swaziland	0	1	1
Syria	0	1	1
Taiwan	2	0	2
Tanzania	0	1	1
Thailand	1	0	1
The Gambia	0	3	3
Tibet	0	4	4
Trinidad & Tobego	0	1	1
Uganda	0	2	2
Ukraine	0	3	3
Uzbekistan	0	1	1
Vietnam	0	2	2
Yugoslavia	0	1	1
Zaire (Democratic Republic of)	0	1	1
Zimbabwe	0	3	3
<b>TOTALS</b>	11	102	113

# 2001 Fall Enrollment From the United States





# ALABAMA

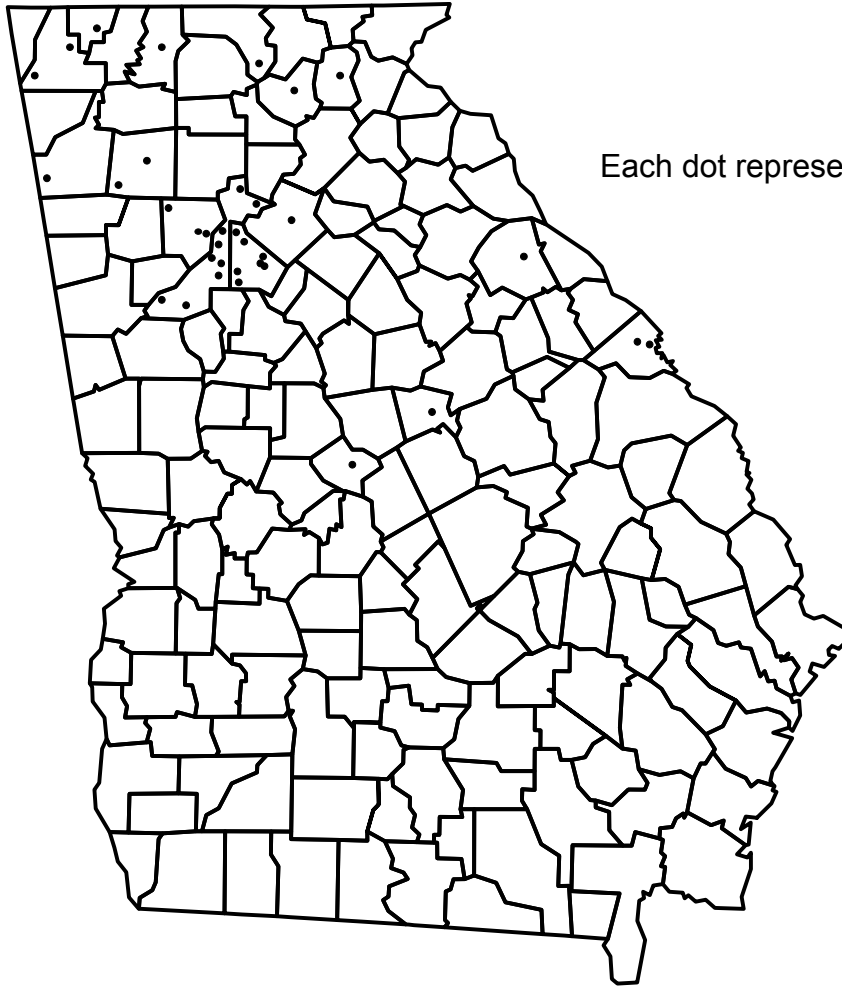


Each dot represents one student.

Blount*	_____	1	Jackson*	_____	2	Montgomery	_____	1
Cherokee*	_____	1	Jefferson*	_____	50	Morgan*	_____	4
Coffee	_____	1	Lauderdale	_____	3	St. Clair*	_____	1
Colbert	_____	1	Lee	_____	2	Shelby*	_____	4
Cullman*	_____	4	Limestone	_____	1	Talladega*	_____	1
De Kalb*	_____	3	Madison*	_____	2	Tallapoosa	_____	1
Etowah*	_____	3	Marshall*	_____	5	Tuscaloosa	_____	2
						<b>TOTAL</b>	_____	<b>93</b>

\*Denotes In-Territory county.

# GEORGIA



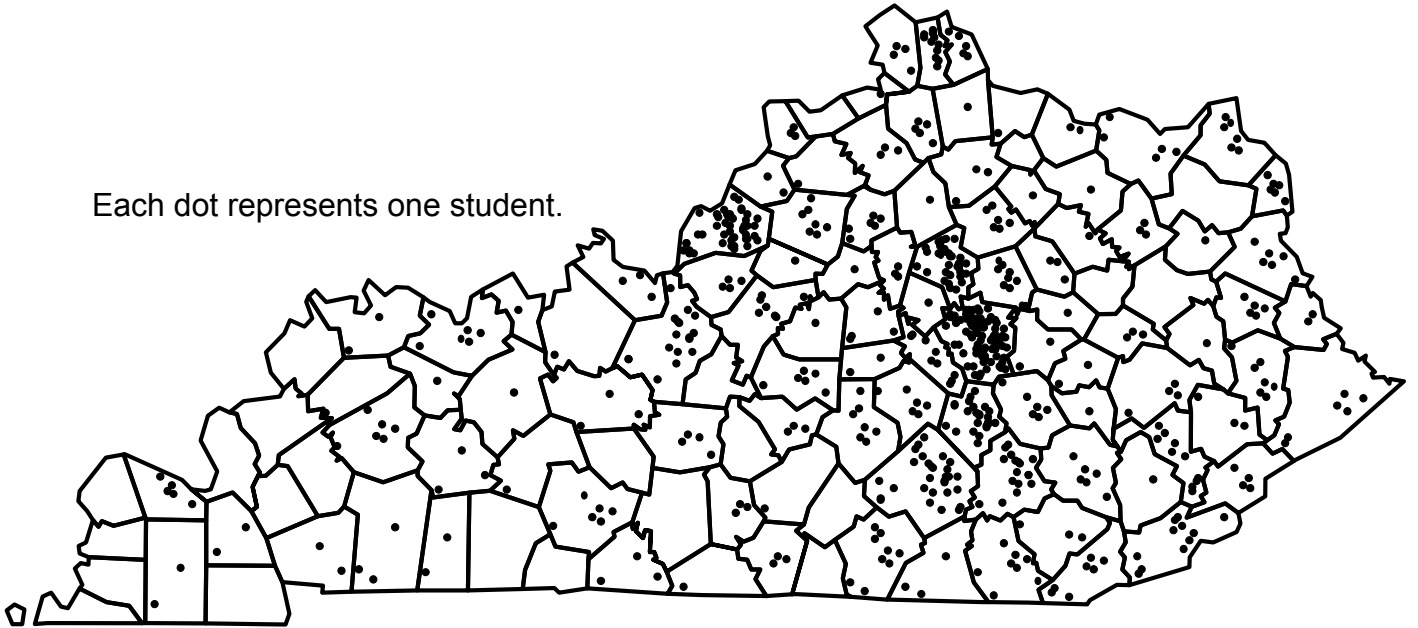
Each dot represents one student.

Baldwin	_____	1	Fannin*	_____	1	Murray*	_____	1
Bartow*	_____	2	Floyd*	_____	1	Richmond	_____	1
Bibb	_____	1	Fulton	_____	9	Walker*	_____	2
Catoosa*	_____	1	Gwinnett	_____	1	White*	_____	1
Cobb	_____	3	Lumpkin*	_____	1	Wilkes	_____	1
De Kalb	_____	7						
						<b>TOTAL</b>	_____	<b>34</b>

\*Denotes In-Territory county.

# KENTUCKY

Each dot represents one student.



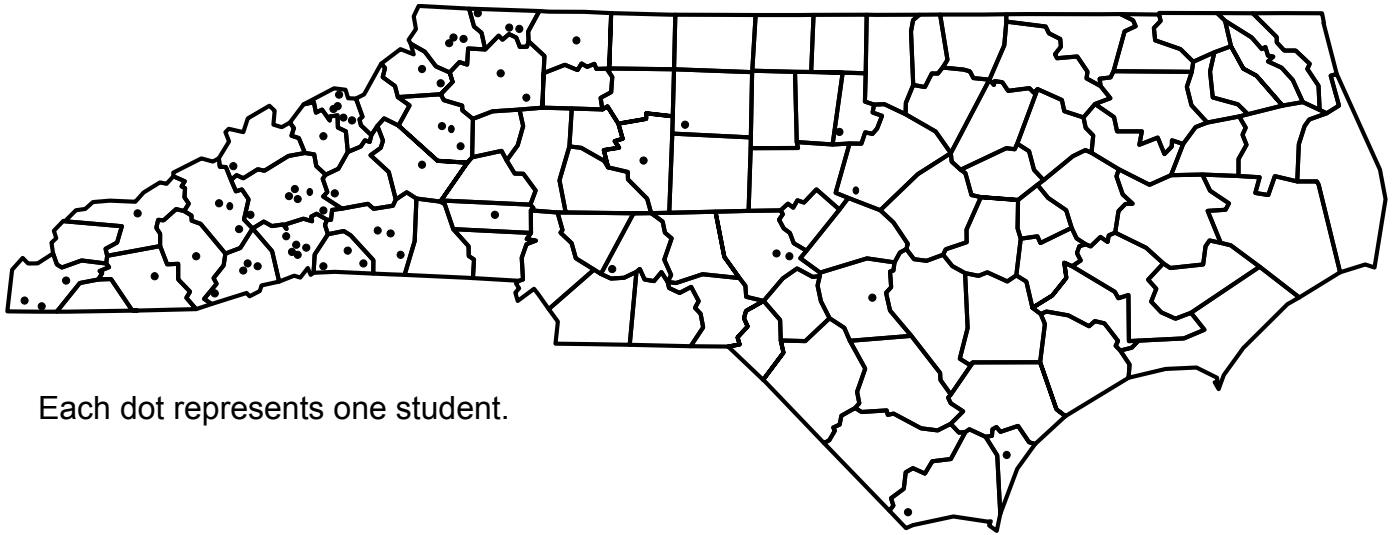
Adair*	_____	1	Daviess*	_____	6	Jackson*	_____	6
Allen*	_____	3	Elliott*	_____	1	Jefferson*	_____	49
Anderson*	_____	1	Estill*	_____	2	Jessamine*	_____	1
Bath*	_____	1	Fayette*	_____	34	Johnson*	_____	5
Bell*	_____	7	Fleming*	_____	1	Kenton*	_____	11
Boone*	_____	4	Floyd*	_____	7	Knott*	_____	3
Bourbon*	_____	6	Franklin*	_____	6	Knox*	_____	3
Boyd*	_____	6	Gallatin*	_____	1	Laurel*	_____	17
Boyle*	_____	2	Garrard*	_____	9	Lawrence*	_____	6
Bracken*	_____	1	Grant*	_____	5	Lee*	_____	2
Breathitt*	_____	4	Graves*	_____	2	Leslie*	_____	1
Breckinridge*	_____	1	Grayson*	_____	3	Letcher*	_____	4
Bullitt*	_____	4	Greenup*	_____	6	Lewis*	_____	5
Butler*	_____	1	Hancock*	_____	1	Lincoln*	_____	6
Campbell*	_____	5	Hardin*	_____	17	Madison*	_____	89
Carter*	_____	3	Harlan*	_____	11	Magoffin*	_____	1
Casey*	_____	7	Harrison*	_____	3	Marion*	_____	6
Christian*	_____	3	Hart*	_____	4	Marshall*	_____	2
Clark*	_____	9	Henderson*	_____	2	Martin*	_____	2
Clay*	_____	6	Henry*	_____	1	Mason*	_____	2
Cumberland*	_____	3	Hopkins*	_____	6	McCracken*	_____	5

\*Denotes In-Territory county.

# KENTUCKY

McCreary*	_____	3	Owen*	_____	3	Taylor*	_____	3
McLean*	_____	1	Owsley*	_____	1	Todd*	_____	2
Meade*	_____	3	Pendleton*	_____	1	Trigg*	_____	2
Mercer*	_____	4	Perry*	_____	10	Trimble*	_____	3
Metcalfe*	_____	3	Pike*	_____	6	Warren*	_____	6
Monroe*	_____	1	Powell*	_____	1	Washington*	_____	1
Montgomery*	_____	3	Pulaski*	_____	29	Wayne*	_____	9
Muhlenberg*	_____	3	Rockcastle*	_____	24	Webster*	_____	1
Nelson*	_____	7	Rowan*	_____	3	Whitley*	_____	8
Nicholas*	_____	1	Scott*	_____	1	Wolfe*	_____	3
Ohio*	_____	1	Shelby*	_____	7	Woodford*	_____	3
Oldham*	_____	2	Spencer*	_____	1			
						<b>TOTAL</b>	_____	<b>592</b>

# NORTH CAROLINA



Each dot represents one student.

Alleghany*	_____	3	Haywood*	_____	3	Polk*	_____	3
Ashe*	_____	3	Henderson*	_____	5	Rutherford*	_____	3
Brunswick	_____	1	Jackson*	_____	1	Stanly	_____	1
Buncombe*	_____	6	Lincoln	_____	1	Surry*	_____	1
Burke*	_____	1	Macon*	_____	1	Swain*	_____	1
Caldwell*	_____	3	Madison*	_____	1	Transylvania*	_____	4
Cherokee*	_____	3	McDowell*	_____	1	Wake	_____	1
Cumberland	_____	1	Mitchell*	_____	5	Watauga*	_____	2
Davidson	_____	1	Moore	_____	2	Wilkes*	_____	2
Durham	_____	1	New Hanover	_____	1	Yancey*	_____	1
Guilford	_____	1						
						TOTAL	_____	64

\*Denotes In-Territory county.

# OHIO



Each dot represents one student.

Adams*	_____	4	Highland*	_____	3	Muskingum	_____	1
Ashland	_____	1	Hocking*	_____	2	Perry*	_____	1
Athens*	_____	2	Holmes	_____	1	Pickaway	_____	3
Belmont	_____	2	Jackson*	_____	5	Pike*	_____	3
Brown*	_____	8	Knox	_____	1	Preble	_____	6
Butler	_____	2	Lawrence*	_____	20	Ross*	_____	5
Clark	_____	2	Licking	_____	1	Scioto*	_____	2
Clermont*	_____	19	Logan	_____	1	Shelby	_____	1
Clinton	_____	1	Lorain	_____	3	Summit	_____	2
Coshocton	_____	3	Lucas	_____	1	Trumbull	_____	1
Cuyahoga	_____	2	Mahoning	_____	1	Union	_____	1
Fairfield	_____	1	Marion	_____	1	Vinton*	_____	2
Franklin	_____	2	Medina	_____	1	Warren	_____	3
Gallia*	_____	2	Meigs*	_____	2	Washington*	_____	1
Greene	_____	2	Montgomery	_____	3	Wayne	_____	1
Hamilton*	_____	25	Morgan*	_____	1			
						<b>TOTAL</b>	_____	<b>158</b>

\*Denotes In-Territory county

# SOUTH CAROLINA

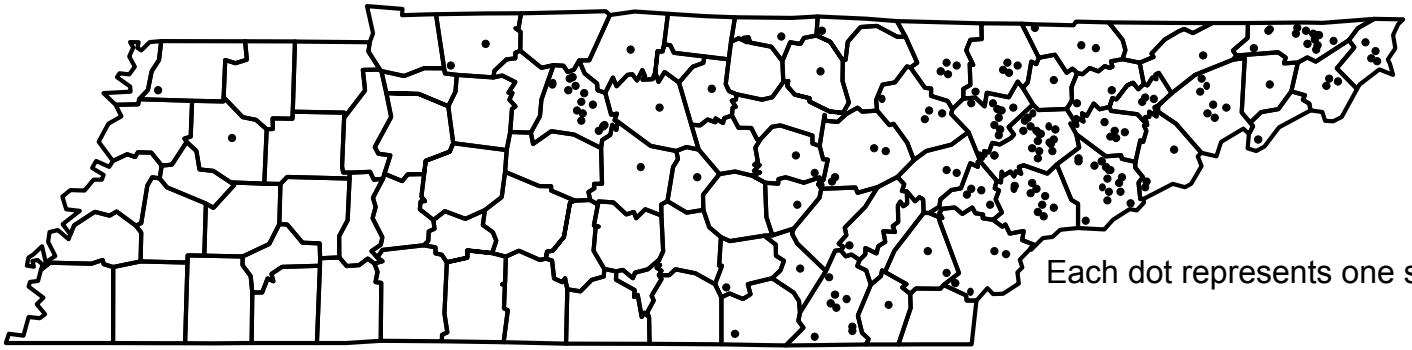


Each dot represents one student.

Abbeville	_____	1	Cherokee*	_____	2	Pickens*	_____	8
Anderson	_____	1	Greenville*	_____	15	Richland	_____	1
Charleston	_____	2	Oconee*	_____	10	Spartanburg*	_____	2
			<b>TOTAL</b>	_____	<b>42</b>			

\*Denotes In-Territory county.

# TENNESSEE



Each dot represents one student.

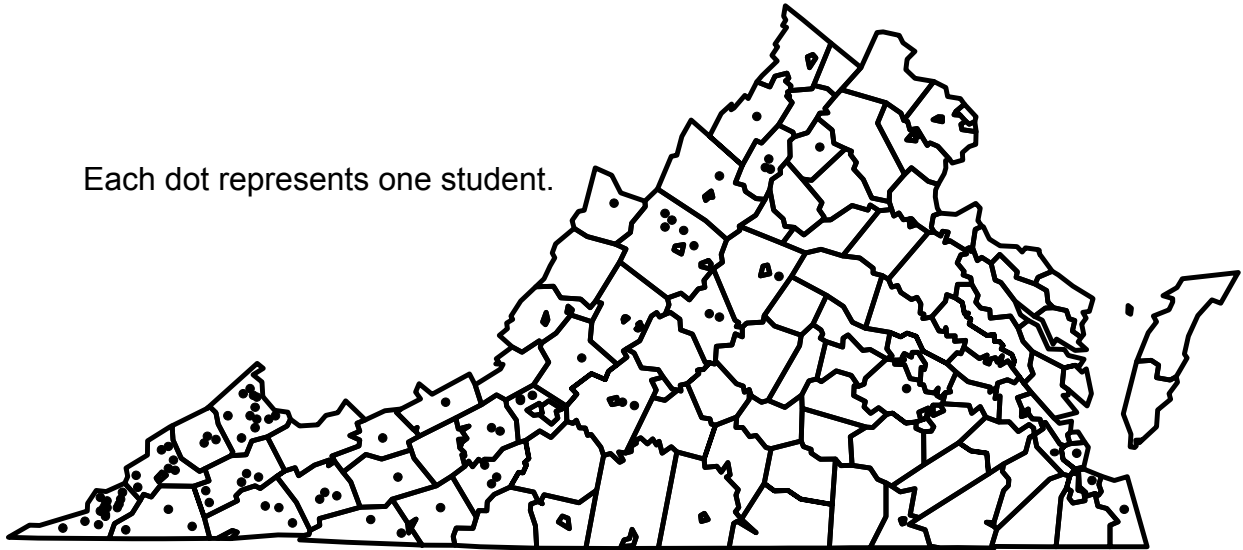
Anderson*	_____	10	Hamblen*	_____	3	Rhea*	_____	1
Blount*	_____	10	Hamilton*	_____	8	Roane*	_____	2
Bradley*	_____	1	Hawkins*	_____	1	Rutherford	_____	1
Campbell*	_____	5	Jefferson*	_____	5	Scott*	_____	4
Cannon	_____	1	Johnson*	_____	4	Sequatchie*	_____	1
Carter*	_____	3	Knox*	_____	20	Sevier*	_____	16
Claiborne*	_____	3	Loudon*	_____	4	Smith*	_____	1
Clay*	_____	1	Marion*	_____	1	Sullivan*	_____	14
Cocke*	_____	3	McMinn*	_____	2	Sumner	_____	1
Cumberland*	_____	4	Monroe*	_____	4	Unicoi*	_____	1
Davidson	_____	15	Montgomery	_____	2	Union*	_____	1
Gibson	_____	1	Morgan*	_____	4	Van Buren*	_____	1
Grainger*	_____	2	Obion	_____	1	Washington*	_____	1
Greene*	_____	7	Overton*	_____	1	White*	_____	2
Grundy*	_____	1	Pickett*	_____	1	Wilson	_____	1
						<b>TOTAL</b>	_____	<b>176</b>

\*Denotes In-Territory county.



# VIRGINIA

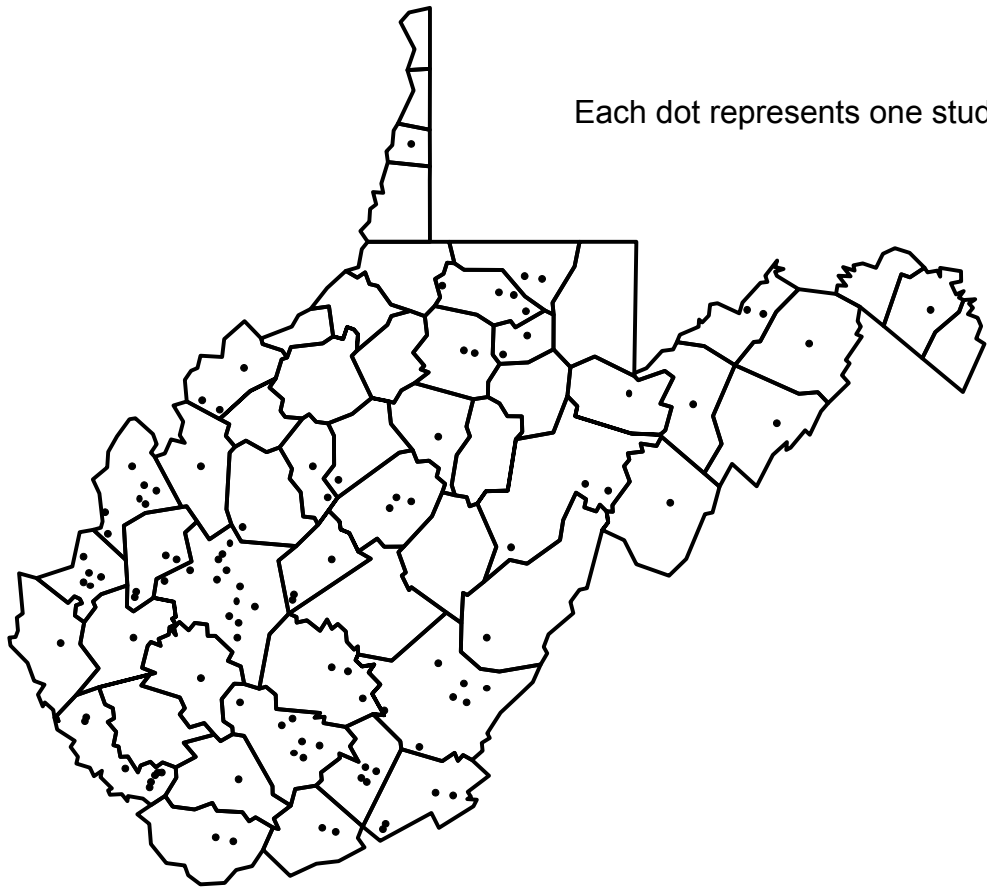
Each dot represents one student.



Albemarle	_____	1	Grayson*	_____	2	Rappahannock	_____	1
Augusta*	_____	5	Hampton City	_____	1	Roanoke City*	_____	3
Bedford City*	_____	2	Highland*	_____	1	Rockingham*	_____	1
Bland*	_____	1	Lee*	_____	15	Russell*	_____	5
Botetourt*	_____	1	Lexington City*	_____	1	Scott*	_____	3
Bristol City*	_____	2	Montgomery*	_____	2	Shenandoah*	_____	1
Buchanan*	_____	12	Nelson*	_____	2	Smyth*	_____	3
Carroll*	_____	1	Newport News City	_____	1	Virginia Beach City	_____	1
Chesterfield	_____	1	Norfolk City	_____	1	Washington*	_____	3
Dickenson*	_____	3	Page*	_____	3	Wise*	_____	7
Floyd*	_____	3	Petersburg City	_____	1	Wythe*	_____	1
Giles*	_____	1						
						<b>TOTAL</b>	_____	<b>92</b>

\*Denotes In-Territory county.

# WEST VIRGINIA



Each dot represents one student.

Berkeley	_____	1	Jackson*	_____	1	Pendleton*	_____	1
Boone*	_____	1	Kanawha*	_____	13	Pocahontas*	_____	1
Braxton*	_____	3	Lewis*	_____	1	Putnam*	_____	4
Cabell*	_____	5	Lincoln*	_____	1	Raleigh*	_____	7
Calhoun*	_____	2	Marion*	_____	4	Randolph*	_____	3
Clay*	_____	3	Mason*	_____	7	Roane*	_____	1
Fayette*	_____	3	McDowell*	_____	2	Summers*	_____	4
Gilmer*	_____	1	Mercer*	_____	2	Taylor*	_____	2
Grant*	_____	1	Mineral*	_____	2	Tucker*	_____	1
Greenbrier*	_____	7	Mingo*	_____	8	Wayne*	_____	1
Hampshire*	_____	1	Monongalia*	_____	2	Wood*	_____	3
Hardy*	_____	1	Monroe*	_____	4	Wyoming*	_____	1
Harrison*	_____	2	Ohio	_____	1			
						<b>TOTAL</b>	_____	<b>108</b>

\*Denotes In-Territory county.

# Entering Freshman 2001

## State/County Breakdown

### Alabama

#### *Breakdown by county*

Cherokee*	_____	1
Cullman*	_____	2
De Kalb*	_____	1
Etowah*	_____	2
Jackson*	_____	2
Jefferson*	_____	12
Lee	_____	1
Limestone*	_____	1
Madison*	_____	2
Marshall*	_____	2
Morgan*	_____	4
Shelby*	_____	2
Tuscaloosa	_____	1
Total	_____	33

### California

#### *Breakdown by county*

Monterey	_____	1
----------	-------	---

### Colorado

#### *Breakdown by county*

Arapahoe	_____	1
----------	-------	---

### District of Columbia

#### *Breakdown by county*

District of Columbia	_____	1
----------------------	-------	---

### Georgia

### Indiana, continued

#### *Breakdown by county*

Elkhart	_____	
Hamilton	_____	
Jackson	_____	
Jasper	_____	
Shelby	_____	
Switzerland	_____	
Total	_____	6

### Iowa

#### *Breakdown by county*

Boone	_____	1
Polk	_____	1
Total	_____	2

### Kansas

#### *Breakdown by county*

Douglas	_____	1
---------	-------	---

### Kentucky

#### *Breakdown by county*

Bell*	_____	1
Boone*	_____	1
Bourbon*	_____	1
Boyd*	_____	2
Boyle*	_____	2
Bracken*	_____	1
Bullitt*	_____	1
Campbell*	_____	2

\*denotes In-Territory county

# Entering Freshman 2001

## State/County Breakdown

<i>Breakdown by county</i>			Carter*	1
Bibb	1		Christian*	2
Catoosa*	1		Clark*	2
Cobb*	1		Clay*	1
De Kalb*	1		Daviess*	1
Floyd*	1		Fayette*	8
Fulton*	5		Franklin*	3
Gwinnett	1		Garrard*	3
White*	1		Grayson*	1
<b>Total</b>	<b>12</b>		Greenup*	1
			Hardin*	3
<b>Illinois</b>			Harlan*	2
<i>Breakdown by county</i>			Harrison*	1
Champaign	1		Hart*	1
White	1		Hopkins*	2
<b>Total</b>	<b>2</b>		Jackson*	5
			Jefferson*	13
<b>Indiana</b>			Johnson*	2
<i>Breakdown by county</i>			Kenton*	1
Elkhart	1		Knox*	1
Hamilton	1		Laurel*	6
Jackson	1		Lawrence*	3
<b>Kentucky, continued</b>			<b>Mississippi</b>	
<i>Breakdown by county</i>			<i>Breakdown by county</i>	
Letcher*	1		De Soto	
Lewis*	1		Jackson	
Lincoln*	1		<b>Total</b>	<b>2</b>
Mardison*	21			
Madison*	1		<b>Missouri</b>	
Marion*	1		<i>Breakdown by county</i>	

\*denotes In-Territory county

# Entering Freshman 2001

## State/County Breakdown

Marshall*	2	Adair		1
Mason*	2			
McCracker *	1	<b>Montana</b>		
McCreary*	1	<i>Breakdown by county</i>		
McLean*	1	Powder River		1
Mercer*	1			
Metclafe*	1	<b>Nebraska</b>		
Montgomei *	2	<i>Breakdown by county</i>		
Nelson*	10	Douglas		1
Pulaski*	6			
Rockcastle *	1	<b>Nevada</b>		
Rowan*	1	<i>Breakdown by county</i>		
Scott*	4	Washoe		1
Shelby*	1			
Spencer*	1	<b>New Hampshire</b>		
Taylor*	1	<i>Breakdown by county</i>		
Trigg*	1	Hillsborough		1
Trimble*	1			
Wayne*	1	<b>New Jersey</b>		
Whitley*	1	<i>Breakdown by county</i>		
Wolfe*	1	Ocean		1
Woodford*	1			
Total	_____	<b>New York</b>		
		<i>Breakdown by county</i>		
<b>Maine</b>		Erie		1
<i>Breakdown by county</i>		Genesee		1
Kennebec	1	Oneida		1
Lincoln	1	Total		3
Total	_____	<b>North Carolina</b>		

\*denotes In-Territory county

# Entering Freshman 2001

## State/County Breakdown

### Michigan

*Breakdown by county*

*Breakdown by county*

Muskegon	_____	1
Wayne	_____	1
Total	_____	2

Alleghany*	_____	2
------------	-------	---

Brunswick	_____	1
-----------	-------	---

Caldwell*	_____	1
-----------	-------	---

Guilford	_____	1
----------	-------	---

Haywood*	_____	1
----------	-------	---

Henderson*	_____	2
------------	-------	---

Lincoln	_____	1
---------	-------	---

McDowell*	_____	1
-----------	-------	---

Mitchell*	_____	2
-----------	-------	---

Moore	_____	2
-------	-------	---

New Hanover	_____	1
-------------	-------	---

Polk*	_____	1
-------	-------	---

Transylvan *	_____	1
--------------	-------	---

### Minnesota

*Breakdown by county*

Washington	_____	1
------------	-------	---

### North Carolina, continued

*Breakdown by county*

Watauga*	_____	2
Total	_____	19

### Tennessee

*Breakdown by county*

Anderson*	_____	3
-----------	-------	---

Campbell	_____	2
----------	-------	---

Cannon	_____	1
--------	-------	---

Carter*	_____	1
---------	-------	---

Claiborne*	_____	2
------------	-------	---

Cocke*	_____	1
--------	-------	---

Davidson*	_____	4
-----------	-------	---

Greene*	_____	1
---------	-------	---

Hamblen*	_____	3
----------	-------	---

Hamilton*	_____	3
-----------	-------	---

Jefferson*	_____	2
------------	-------	---

Joganson*	_____	2
-----------	-------	---

Knox*	_____	6
-------	-------	---

Loudon*	_____	1
---------	-------	---

### Ohio

*Breakdown by county*

Adams*	_____	2
--------	-------	---

Ashland	_____	1
---------	-------	---

Brown*	_____	2
--------	-------	---

Clark	_____	1
-------	-------	---

Clermont*	_____	6
-----------	-------	---

Coshocton	_____	1
-----------	-------	---

Franklin	_____	1
----------	-------	---

Hamilton*	_____	11
-----------	-------	----

Highland*	_____	1
-----------	-------	---

\*denotes In-Territory county

# Entering Freshman 2001

## State/County Breakdown

Jackson*	2	Marion*	1
Lawrence*	6	McMinn*	1
Lorain	1	Monroe	1
Lucas	1	Montgomery	1
Meigs*	1	Morgan*	1
Montgomery	1	Rutherford	1
Pike*	1	Scott*	1
Ross*	1	Sevier*	3
Scioto*	1	Smith*	1
Shelby	1	Sullivan*	7
Warren	1	Sumner	1
Total	43	Van Buren *	1
		Washington*	1
		White*	1
<b>Oregon</b>		Total	54
<i>Breakdown by county</i>			
Malheur	1		

### Virginia

#### *Breakdown by county*

<b>Pennsylvania</b>			
<i>Breakdown by county</i>			
Armstong	1	Bedford*	1
York	1	Bristol City *	1
Total	2	Buchanan*	2
		Dickenson*	1
		Floyd*	1
<b>South Carolina</b>		Giles*	1
<i>Breakdown by county</i>		Highland*	1
Charleston	2	Lee*	2
Greenville*	6	Page*	1
Oconee*	4	Scott*	1
Pickens*	2	Smyth*	2
Spartanbur *	1	Wasington*	3

\*denotes In-Territory county

# Entering Freshman 2001

## State/County Breakdown

Total

15

Total

17

### West Virginia

#### *Breakdown by county*

Boone*	_____	1
Braxton*	_____	1
Calhoun*	_____	1
Clay*	_____	1
Greenbrier*	_____	1
Hardy*	_____	1
Harrison*	_____	1
Jackson*	_____	5
Kanawha*	_____	2
Marion*	_____	2
Mason*	_____	1
Mineral*	_____	2
Monongalia*	_____	2
Monroe*	_____	1
Ohio	_____	2
Putnam*	_____	4
Randolph*	_____	2
Summers*	_____	1
Wood*	_____	2
Wyoming*	_____	1
Total	_____	35

\*denotes In-Territory county



# State/County Breakdown

## Alabama Breakdown by county

Blount*	_____	1
Cherokee*	_____	1
Coffee	_____	1
Colbert	_____	1
Cullman*	_____	4
De Kalb*	_____	3
Etowah*	_____	3
Jackson*	_____	2
Jefferson*	_____	50
Lauderdale	_____	3
Lee	_____	2
Limestone*	_____	1
Madison*	_____	2
Marshall*	_____	5
Montgomery	_____	1
Morgan*	_____	4
Saint Clair*	_____	1
Shelby*	_____	4
Talladega*	_____	1
Tallapoosa	_____	1
Tuscaloosa	_____	2
Total	_____	93

## Arizona Breakdown by county

Pima	_____	1
Yavapai	_____	1
Total	_____	2

## Arkansas Breakdown by County

Crawford	_____	1
----------	-------	---

## California Breakdown by County

Los Angeles	_____	1
Monterey	_____	2
Orange	_____	1
Placer	_____	1
Sacramento	_____	1
San Bernardino	_____	2
Santa Clara	_____	1
Total	_____	9

## Colorado Breakdown by County

Arapahoe	_____	1
Denver	_____	1
El Paso	_____	2
Jefferson	_____	1
Rio Grande	_____	1
Total	_____	6

## Connecticut Breakdown by County

Litchfield	_____	1
------------	-------	---

## District of Columbia Breakdown by County

District of Columbia	_____	2
----------------------	-------	---

\*denotes In-Territory county

# State/County Breakdown

## Florida

*Breakdown by County*

Highlands	_____	3
Leon	_____	1
Palm Beach	_____	1
Polk	_____	1
Sarasota	_____	3
Volusia	_____	1
Total	_____	10

## Illinois

*Breakdown by County*

Champaign	_____	1
Cook	_____	1
Du Page	_____	1
Kane	_____	1
Lake	_____	1
White	_____	2
Total	_____	8

## Georgia

*Breakdown by County*

Baldwin	_____	1
Bartow*	_____	2
Bibb	_____	1
Catoosa*	_____	1
Cobb	_____	3
De Kalb	_____	7
Fannin*	_____	1
Floyd*	_____	1
Fulton	_____	9
Gwinnett	_____	1
Lumpkin*	_____	1
Murray*	_____	1
Richmond	_____	2
Walker*	_____	2
White*	_____	1
Wilkes	_____	1
Total	_____	35

## Indiana

*Breakdown by County*

Allen	_____	1
Bartholomew	_____	1
Dearborn	_____	1
Dubois	_____	1
Elkhart	_____	1
Greene	_____	1
Hamilton	_____	1
Henry	_____	1
Jackson	_____	2
Jasper	_____	1
Marion	_____	2
Morgan	_____	1
Pike	_____	1
Shelby	_____	2
Switzerland	_____	1
Wayne	_____	2
Total	_____	20

## Hawaii

*Breakdown by County*

Hawaii	_____	1
--------	-------	---

\*denotes In-Territory county

# State/County Breakdown

## Iowa

*Breakdown by County*

Boone	_____	1
Greene	_____	2
Polk	_____	1
Scott	_____	1
Worth	_____	1
Total	_____	6

## Kansas

*Breakdown by County*

Douglas	_____	1
Harvey	_____	1
Shawnee	_____	1
Total	_____	3

## Kentucky

*Breakdown by County*

Adair*	_____	1
Allen*	_____	3
Anderson*	_____	1
Bath*	_____	1
Bell*	_____	7
Boone*	_____	4
Bourbon*	_____	6
Boyd*	_____	6
Boyle*	_____	2
Bracken*	_____	1
Breathitt*	_____	4
Breakinridge*	_____	1
Bullitt*	_____	4
Butler*	_____	1
Campbell*	_____	5

## Kentucky, continued

*Breakdown by County*

Carter*	_____	3
Casey*	_____	7
Christian*	_____	3
Clark*	_____	9
Clay*	_____	6
Cumberland*	_____	3
Daviess*	_____	6
Elliott*	_____	1
Estill*	_____	2
Fayette*	_____	34
Fleming*	_____	1
Floyd*	_____	7
Franklin*	_____	6
Gallatin*	_____	1
Garrard*	_____	9
Grant*	_____	5
Graves*	_____	2
Grayson*	_____	3
Greenup*	_____	6
Hancock*	_____	1
Hardin*	_____	17
Harlan*	_____	11
Harrison*	_____	3
Hart*	_____	4
Henderson*	_____	2
Henry*	_____	1
Hopkins*	_____	6
Jackson*	_____	6
Jefferson*	_____	49

\*denotes In-Territory county

# State/County Breakdown

## Kentucky, continued Breakdown by County

Jessamine*	_____	1
Johnson*	_____	5
Kenton*	_____	11
Knott*	_____	3
Knox*	_____	3
Laurel*	_____	17
Lawrence*	_____	6
Lee*	_____	2
Leslie*	_____	1
Letcher*	_____	4
Lewis*	_____	5
Lincoln*	_____	6
Madison*	_____	89
Magoffin*	_____	1
Marion*	_____	6
Marshall*	_____	2
Martin*	_____	2
Mason*	_____	2
McCracken*	_____	5
McCreary*	_____	3
McLean*	_____	1
Meade*	_____	3
Mercer*	_____	4
Metcalfe*	_____	3
Monroe*	_____	1
Montgomery*	_____	3
Muhlenberg*	_____	3
Nelson*	_____	7
Nicholas*	_____	1

## Kentucky, continued Breakdown by County

Owen*	_____	3
Owsley*	_____	1
Pendleton*	_____	1
Perry*	_____	10
Pike*	_____	6
Powell*	_____	1
Pulaski*	_____	29
Rockcastle*	_____	24
Rowan*	_____	3
Scott*	_____	1
Shelby*	_____	7
Spencer*	_____	1
Taylor*	_____	3
Todd*	_____	2
Trigg*	_____	2
Trimble*	_____	3
Warren*	_____	6
Washington*	_____	1
Wayne*	_____	9
Webster*	_____	1
Whitley*	_____	8
Wolfe*	_____	3
Woodford*	_____	3
Total	_____	592

## Louisiana Breakdown by County

Vernon	_____	1
--------	-------	---

\*denotes In-Territory county

# State/County Breakdown

Ohio\* \_\_\_\_\_ 1  
 Oldham\* \_\_\_\_\_ 2

**Maine**  
*Breakdown by County*

Androscoggin \_\_\_\_\_ 1  
 Aroostook \_\_\_\_\_ 1  
 Kennebec \_\_\_\_\_ 1  
 Lincoln \_\_\_\_\_ 1  
 Total \_\_\_\_\_ 4

**Maryland**  
*Breakdown by County*

Montgomery \_\_\_\_\_ 1  
 Prince Georges \_\_\_\_\_ 1  
 Total \_\_\_\_\_ 2

**Massachusetts**  
*Breakdown by County*

Franklin \_\_\_\_\_ 1

**Michigan**  
*Breakdown by County*

Ingham \_\_\_\_\_ 1  
 Ionia \_\_\_\_\_ 1  
 Monroe \_\_\_\_\_ 1  
 Muskegon \_\_\_\_\_ 1  
 Oakland \_\_\_\_\_ 1  
 Ottawa \_\_\_\_\_ 1  
 Wayne \_\_\_\_\_ 1  
 Total \_\_\_\_\_ 7

**Minnesota**  
*Breakdown by County*

Morrison \_\_\_\_\_ 1  
 Washington \_\_\_\_\_ 1

**Mississippi**  
*Breakdown by County*

De Soto \_\_\_\_\_ 1  
 Jackson \_\_\_\_\_ 1  
 Lowndes \_\_\_\_\_ 1  
 Simpson \_\_\_\_\_ 1  
 Total \_\_\_\_\_ 4

**Missouri**  
*Breakdown by County*

Adair \_\_\_\_\_ 1  
 Christian \_\_\_\_\_ 1  
 Washington \_\_\_\_\_ 1  
 Total \_\_\_\_\_ 3

**Montana**  
*Breakdown by County*

Powder River \_\_\_\_\_ 1

**Nebraska**  
*Breakdown by County*

Douglas \_\_\_\_\_ 1

**Nevada**  
*Breakdown by County*

Washoe \_\_\_\_\_ 1

**New Hampshire**  
*Breakdown by County*

Hillsborough \_\_\_\_\_ 1  
 Sullivan \_\_\_\_\_ 1  
 Total \_\_\_\_\_ 2

**North Carolina, continued**  
*Breakdown by County*

Cherokee\* \_\_\_\_\_ 3  
 Cumberland \_\_\_\_\_ 1

\*denotes In-Territory county

# State/County Breakdown

Total \_\_\_\_\_ 2

## New Jersey

*Breakdown by County*

Ocean \_\_\_\_\_ 1  
 Sussex \_\_\_\_\_ 1  
 Total \_\_\_\_\_ 2

## New Mexico

*Breakdown by County*

Eddy \_\_\_\_\_ 1

## New York

*Breakdown by County*

Broome \_\_\_\_\_ 1  
 Columbia \_\_\_\_\_ 1  
 Erie \_\_\_\_\_ 2  
 Genesee \_\_\_\_\_ 1  
 Jefferson \_\_\_\_\_ 1  
 Lewis \_\_\_\_\_ 1  
 Oneida \_\_\_\_\_ 1  
 Oswego \_\_\_\_\_ 1  
 Steuben \_\_\_\_\_ 1  
 Westchester \_\_\_\_\_ 1  
 Total \_\_\_\_\_ 11

## North Carolina

*Breakdown by County*

Alleghany\* 3  
 Ashe\* 3  
 Brunswick 1  
 Buncombe\* 6  
 Burke\* 1  
 Caldwell\* 3

Davidson 1  
 Durham 1  
 Guilford 1  
 Haywood\* 3  
 Henderson\* 5  
 Jackson\* 1  
 Lincoln 1  
 Macon\* 1  
 Madison\* 1  
 McDowell\* 1  
 Mitchell\* 5  
 Moore 2  
 New Hanover 1  
 Polk\* 3  
 Rutherford\* 3  
 Stanly 1  
 Surry\* 1  
 Swain\* 1  
 Transylvania\* 4  
 Wake 1  
 Watauga\* 2  
 Wilkes\* 2  
 Yancey\* 1

Total \_\_\_\_\_ 64

## Ohio, continued

*Breakdown by County*

Clinton \_\_\_\_\_ 1  
 Coshocton \_\_\_\_\_ 3  
 Cuyahoga \_\_\_\_\_ 2  
 Fairfield \_\_\_\_\_ 1

\*denotes In-Territory county

# State/County Breakdown

## Ohio

*Breakdown by County*

Adams*	_____	4
Ashland	_____	1
Athens*	_____	2
Belmont	_____	2
Brown*	_____	8
Butler	_____	2
Clark	_____	2
Clermont*	_____	19

## Ohio, continued

*Breakdown by County*

Ross*	_____	5
Scioto*	_____	2
Shelby	_____	1
Summit	_____	2
Trumbull	_____	1
Union	_____	1
Vinton*	_____	2
Warren	_____	3
Washington*	_____	1
Wayne	_____	1
Total	_____	158

## Oklahoma

*Breakdown by County*

Comanche	_____	1
Payne	_____	1
Total	_____	2

## Oregon

*Breakdown by County*

Curry	_____	1
Malheur	_____	4

Franklin	_____	2
Gallia*	_____	2
Greene	_____	2
Hamilton*	_____	25
Highland*	_____	3
Hocking*	_____	2
Holmes	_____	1
Jackson*	_____	5
Knox	_____	1
Lawrence*	_____	20
Licking	_____	1
Logan	_____	1
Lorain	_____	3
Lucas	_____	1
Mahoning	_____	1
Marion	_____	1
Medina	_____	1
Meigs*	_____	2
Montgomery	_____	3
Morgan*	_____	1
Muskingum	_____	1
Perry*	_____	1
Pickaway	_____	3
Pike*	_____	3
Preble	_____	6

## Pennsylvania, continued

*Breakdown by County*

Jefferson	_____	1
Lebanon	_____	1
Philadelphia	_____	1
Somerset	_____	1

\*denotes In-Territory county

# State/County Breakdown

Multnomah	_____	2
Total	_____	7

Westmoreland	_____	2
York	_____	1
Total	_____	13

**Pennsylvania**  
*Breakdown by County*

Armstrong	_____	1
Beaver	_____	1
Crawford	_____	1
Erie	_____	1
Greene	_____	2

**Tennessee, continued**  
*Breakdown by County*

Carter*	_____	3
Claiborne*	_____	3
Clay*	_____	1
Cocke*	_____	3
Cumberland*	_____	4
Davidson	_____	15
Gibson	_____	1
Grainger*	_____	2
Greene*	_____	7
Grundy*	_____	1
Hamblen*	_____	3
Hamilton*	_____	8
Hawkins*	_____	1
Jefferson*	_____	5
Johnson*	_____	4
Knox*	_____	20
Loudon*	_____	4
Marion*	_____	1
McMinn*	_____	2
Monroe*	_____	4

**South Carolina**  
*Breakdown by County*

Abbeville	_____	1
Anderson	_____	1
Charleston	_____	2
Cherokee*	_____	2
Greenville*	_____	15
Oconee*	_____	10
Pickens*	_____	8
Richland	_____	1
Spartanburg*	_____	2
Total	_____	42

**South Dakota**  
*Breakdown by County*

Minnehaha	_____	1
-----------	-------	---

**Tennessee**  
*Breakdown by County*

Anderson*	_____	10
Blount*	_____	10
Bradley*	_____	1
Campbell*	_____	5
Cannon	_____	1

**Tennessee, continued**  
*Breakdown by County*

Sequatchie*	_____	1
Sevier*	_____	16
Smith*	_____	1
Sullivan*	_____	14

\*denotes In-Territory county



# State/County Breakdown

Montgomery	_____	2	Sumner	_____	1
Morgan*	_____	4	Unicoi*	_____	1
Obion	_____	1	Union*	_____	1
Overton*	_____	1	Van Buren*	_____	1
Pickett*	_____	1	Washington*	_____	1
Rhea*	_____	1	White*	_____	2
Roane*	_____	2	Wilson	_____	1
Rutherford	_____	1	Total	_____	176
Scott*	_____	4			

## Virginia

*Breakdown by County*

Albemarle	_____	1
Augusta*	_____	5
Bedford City*	_____	2
Bland*	_____	1
Botetourt*	_____	1
Bristol City*	_____	2
Buchanan*	_____	12
Carroll*	_____	1
Chesterfield	_____	1
Dickenson*	_____	3
Floyd*	_____	3
Giles*	_____	1
Grayson*	_____	2
Hampton City	_____	1
Lee*	_____	16
Lexington City*	_____	1
Highland*	_____	1
Montgomery*	_____	2
Nelson*	_____	2
Newport News City	_____	1

## Texas

*Breakdown by County*

Eastland	_____	1
Harris	_____	1
Tarrant	_____	1
Total	_____	3

## Utah

*Breakdown by County*

Cache	_____	1
-------	-------	---

## Vermont

*Breakdown by County*

Caledonia	_____	1
Washington	_____	1
Total	_____	2

## Virginia, continued

*Breakdown by County*

Virginia Beach City	_____	1
Washington*	_____	3
Wise*	_____	7
Wythe*	_____	1

\*denotes In-Territory county

Page 25



# State/County Breakdown

Wayne*	_____	1
Wood*	_____	3
Wyoming*	_____	1
Total	_____	108

## Wisconsin

*Breakdown by County*

Price	_____	1
Rock	_____	1
Waukesha	_____	1
Total	_____	3