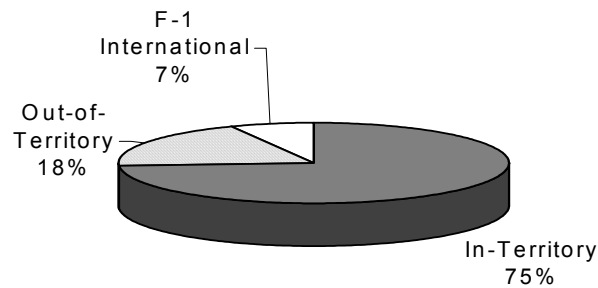


## FALL 2002 DEGREE-SEEKING STUDENT ENROLLMENT GEOGRAPHIC DISTRIBUTION BY TERRITORY

<b>TOTAL HEADCOUNT ENROLLMENT</b>	<b>1,577</b>
Degree-Seeking Students	(1,524)
Non-Degree-Seeking Students	(53)

<b>Degree-Seeking Students by:</b>			
In-Territory	Out-of-Territory	F-1 International	Total
1,148 (75%)	275 (18%)	101 (7%)	1,524 (100%)

*Degree-Seeking Students by Territory:*



NOTE: The category "F-1 International" does not include all students who come to the College from other countries or with substantial international experience. For example, "permanent residents" who may be asylees or refugees are counted as "In-Territory" or "Out-of-Territory" rather than "F- 1 International" depending on residence at the time of application. These students are eligible for federal financial aid that F-1 International students cannot legally receive. In Fall 2002, twenty-five (25) Berea College students were designated as "permanent residents."

<b>Non-Degree-Seeking Students by Category:</b>	
Berea Community School	25
Employee	9
Madison Southern High School	8
Community (Special)	6
Post-Graduate	0
Transient/Exchange	<u>5</u>
Subtotal	53

## TOTAL STATES, TERRITORIES, AND COUNTRIES REPRESENTED: FALL 2002 ENROLLMENT

- 44 different states, including Washington, D. C.
- 65 countries other than the U.S.

### DEFINITIONS OF TERRITORY CATEGORIES

Berea College students are characterized by one of three "geographical" categories. They are:

- *In-Territory*: Students who come from much of the Appalachian region and all of Kentucky within the white area in the map below. Beginning with the entering class of 2000, In-Territory also includes permanent residents (a non-citizen who has formally established residency in the U.S.) and refugees who reside in the territory.
- *Out-of-Territory*: Students who come from outside the In-Territory area, including U.S. Citizens living in foreign countries. Out-of-Territory also includes permanent residents (a non-citizen who has formally established residency in the U.S.) and refugees who reside out of the territory.
- *F-1 International*: Students who are not U.S. Citizens, permanent residents, or refugees.



**STUDENTS ENROLLED FROM THE UNITED STATES  
AND/OR ITS TERRITORIES**

	In-Territory	Out-of-Territory*	Total
Alabama	92	9	101
Arizona	0	4	4
Arkansas	0	1	1
California	0	6	6
Colorado	0	4	4
Connecticut	0	1	1
District of Columbia	0	1	1
Florida	0	7	7
Georgia	11	24	35
Hawaii	0	2	2
Illinois	0	6	6
Indiana	0	15	15
Iowa	0	2	2
Kansas	0	6	6
Kentucky	525	0	525
Louisiana	0	1	1
Maine	0	5	5
Maryland	0	1	1
Massachusetts	0	1	1
Michigan	0	9	9
Mississippi	0	5	5
Missouri	0	2	2
Montana	0	1	1
Nebraska	0	1	1
Nevada	0	1	1
New Hampshire	0	2	2

\*Includes Permanent Residents who may be living In-Territory.

**STUDENTS ENROLLED FROM THE UNITED STATES  
AND/OR ITS TERRITORIES**

	In-Territory	Out-of-Territory*	Total
New Jersey	0	1	1
New Mexico	0	1	1
New York	0	8	8
North Carolina	59	9	68
Ohio	99	53	152
Oklahoma	0	1	1
Oregon	0	5	5
Pennsylvania	0	12	12
South Carolina	50	6	56
South Dakota	0	1	1
Tennessee	161	32	193
Texas	0	5	5
Utah	0	1	1
Vermont	0	2	2
Virginia	65	5	70
Washington	0	3	3
West Virginia	86	2	88
Wisconsin	0	2	2
<b>TOTALS</b>	<b>1148</b>	<b>266</b>	<b>1414</b>

\*Includes Permanent Residents who may be living In-Territory.

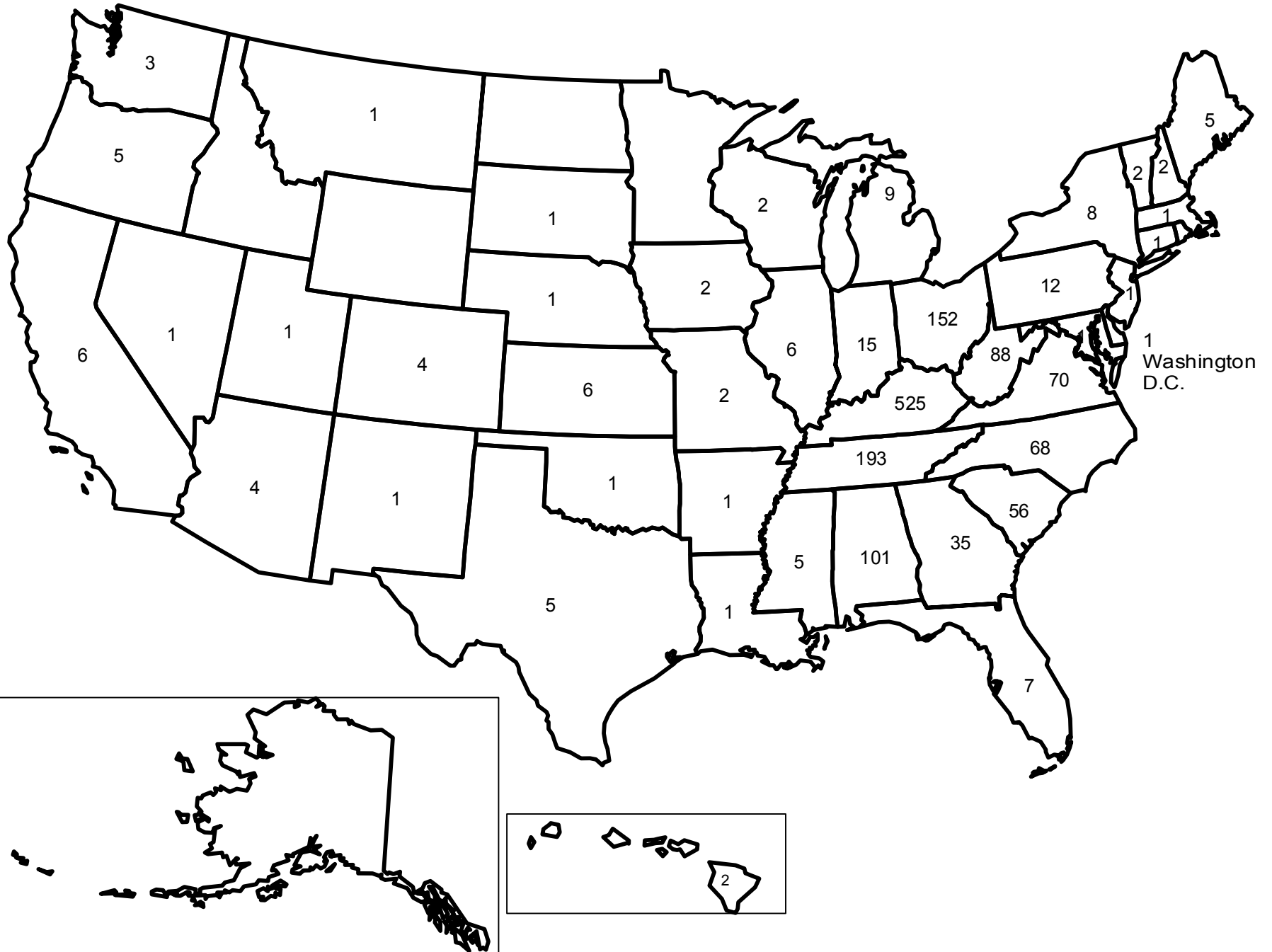
**STUDENTS ENROLLED FROM OUTSIDE THE UNITED STATES  
AND/OR ITS TERRITORIES**

	Out-of-Territory	International	Total
Albania	0	2	2
Antigua & Barbuda	0	1	1
Armed Forces – Europe	1	0	1
Armenia	0	1	1
Azerbaijan	0	2	2
Bangladesh	0	1	1
Bhutan	0	1	1
Bosnia & Hercegovina	0	1	1
Brazil	0	1	1
Bulgaria	0	2	2
Costa Rica	0	1	1
Croatia	0	1	1
Czech Republic	0	1	1
Ecuador	0	1	1
El Salvador	0	1	1
Georgia	0	1	1
Germany	1	0	1
Ghana	0	3	3
Guinea	0	1	1
Haiti	0	1	1
Honduras	0	1	1
Japan	1	0	1
Kenya	0	3	3
Kyrgyzstan	0	1	1
Liberia	1	2	3
Lithuania	0	1	1
Macedonia	0	1	1
Malawi	0	1	1
Malaysia	0	3	3
Mexico	0	1	1
Moldova	0	1	1
Morocco	0	1	1
Myanmar	0	2	2
Namibia	0	1	1
Nepal	0	5	5

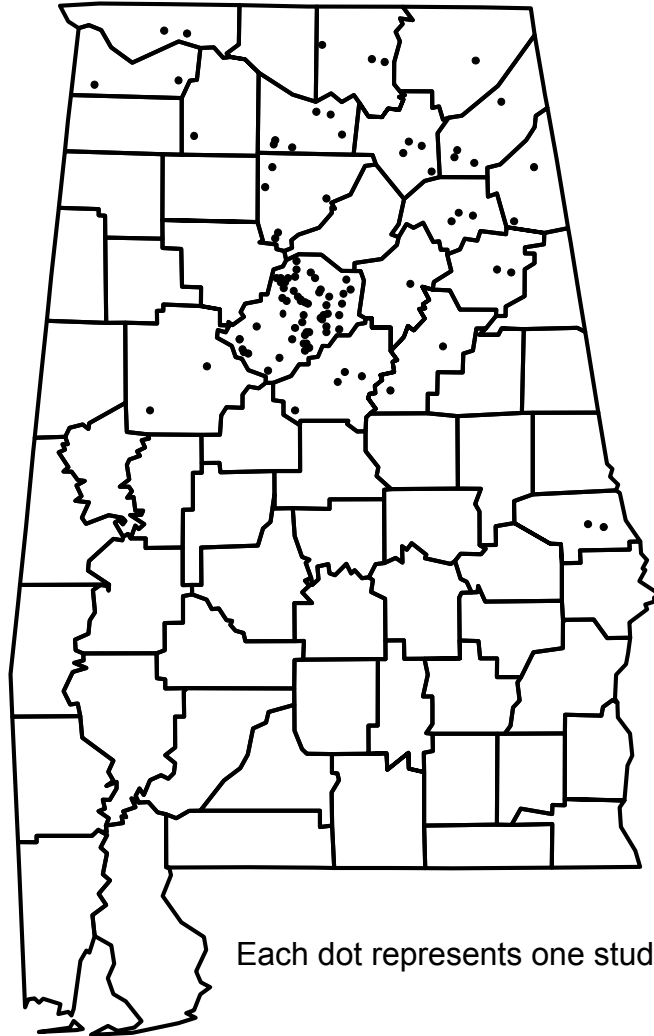
**STUDENTS ENROLLED FROM OUTSIDE THE UNITED STATES  
AND/OR ITS TERRITORIES**

	Out-of-Territory	International	Total
Nicaragua	0	1	1
Nigeria	0	3	3
Panama	0	1	1
Papua New Guinea	1	0	1
People's Rep. Of China	0	2	2
Poland	0	1	1
Republic of Korea	0	1	1
Romania	0	1	1
Russia	0	4	4
Senegal	0	1	1
Serbia	0	1	1
Sierra Leone	0	2	2
Slovak Republic	0	2	2
South Africa	0	1	1
Sri Lanka	0	1	1
Sudan	0	1	1
Swaziland	0	1	1
Sweden	0	1	1
Syria	0	1	1
Taiwan	2	1	3
Tajikistan	0	1	1
Thailand	2	0	2
The Gambia	0	3	3
Tibet, The Former	0	8	8
Trinidad & Tobago	0	1	1
Uganda	0	1	1
Ukraine	0	3	3
Uzbekistan	0	2	2
Vietnam	0	2	2
Yugoslavia	0	3	3
Zimbabwe	0	3	3
<b>TOTALS</b>	<b>9</b>	<b>101</b>	<b>110</b>

# 2002 Fall Enrollment From the United States



# ALABAMA



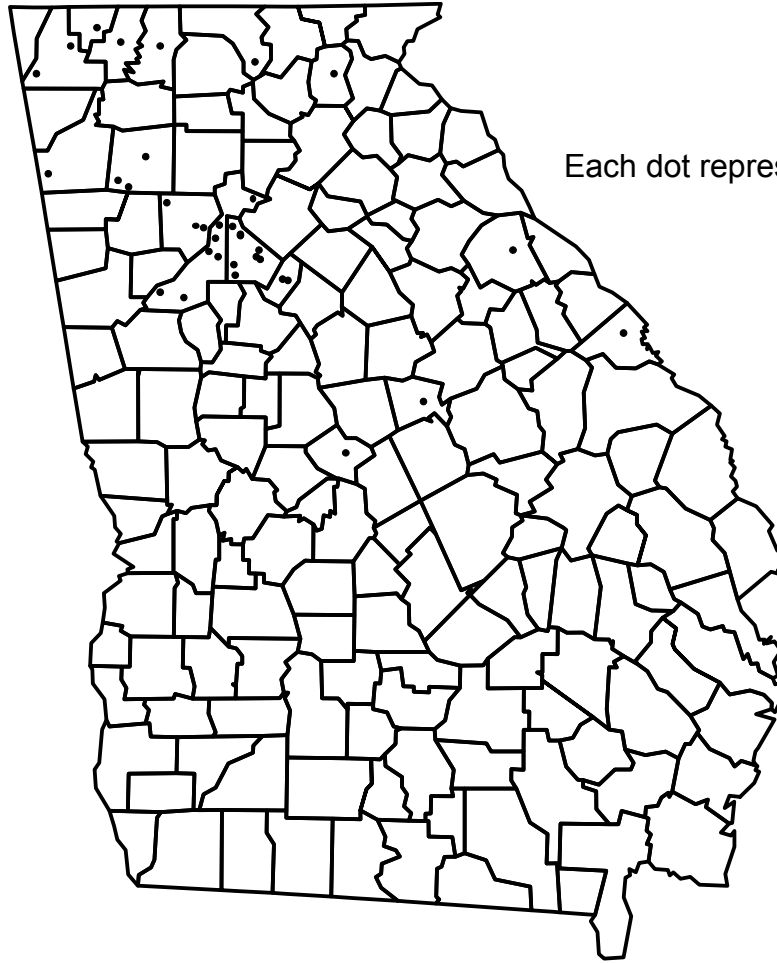
Each dot represents one student.

Calhoun*	_____	2	Jackson*	_____	1	Marshall*	_____	4
Cherokee*	_____	2	Jefferson*	_____	55	Morgan*	_____	6
Colbert	_____	2	Lauderdale	_____	2	St. Clair*	_____	1
Cullman*	_____	5	Lawrence	_____	1	Shelby*	_____	4
De Kalb*	_____	4	Lee	_____	2	Talladega*	_____	2
Etowah*	_____	3	Madison*	_____	3	Tuscaloosa	_____	2
			<b>Total</b>	_____	<b>101</b>			

\*Denotes In-Territory county.



# GEORGIA



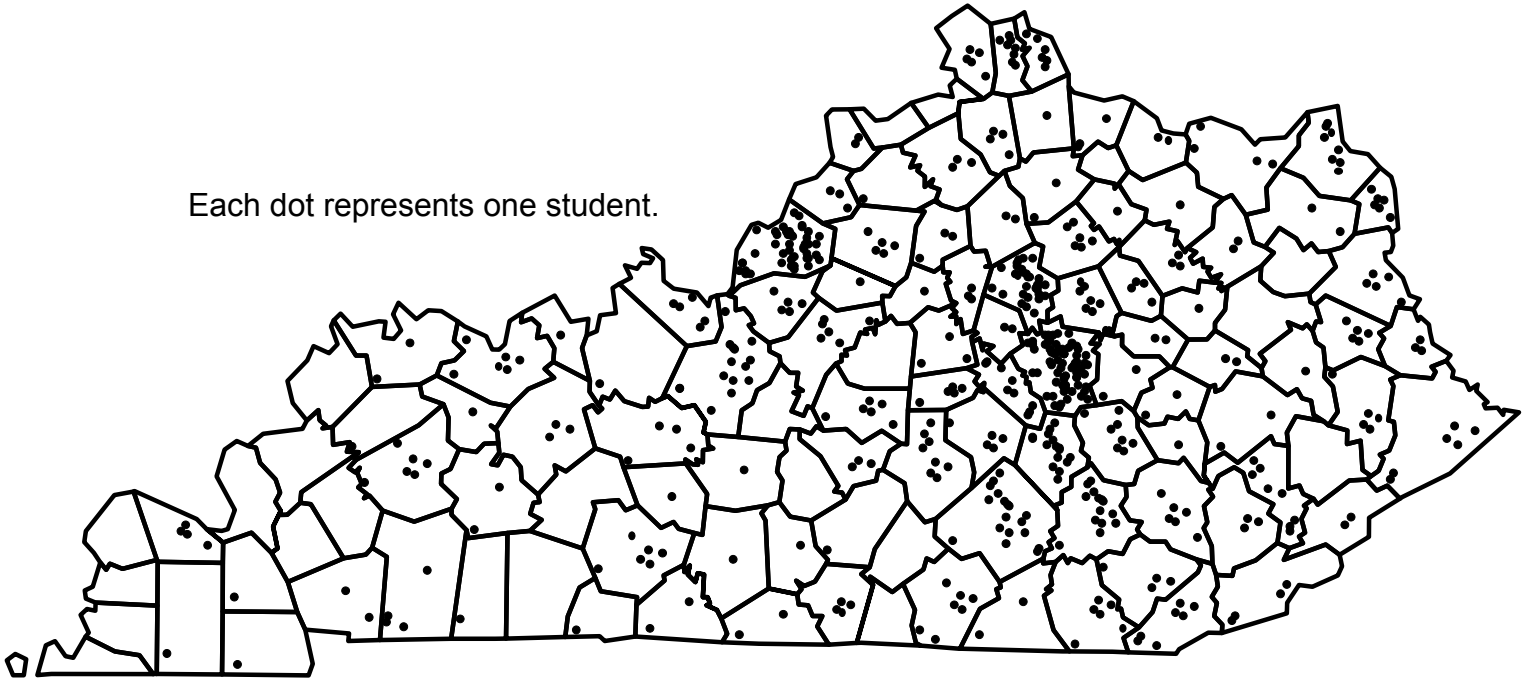
Each dot represents one student.

Baldwin	_____	1	Fannin*	_____	1	Rockdale	_____	2
Bartow*	_____	3	Floyd*	_____	1	Walker*	_____	2
Bibb	_____	1	Fulton	_____	7	White*	_____	1
Catoosa*	_____	1	Murray*	_____	1	Whitfield*	_____	1
Cobb	_____	3	Richmond	_____	1	Wilkes	_____	1
De Kalb	_____	8						
						<b>TOTAL</b>	_____	<b>35</b>

\*Denotes In-Territory county.

# KENTUCKY

Each dot represents one student.



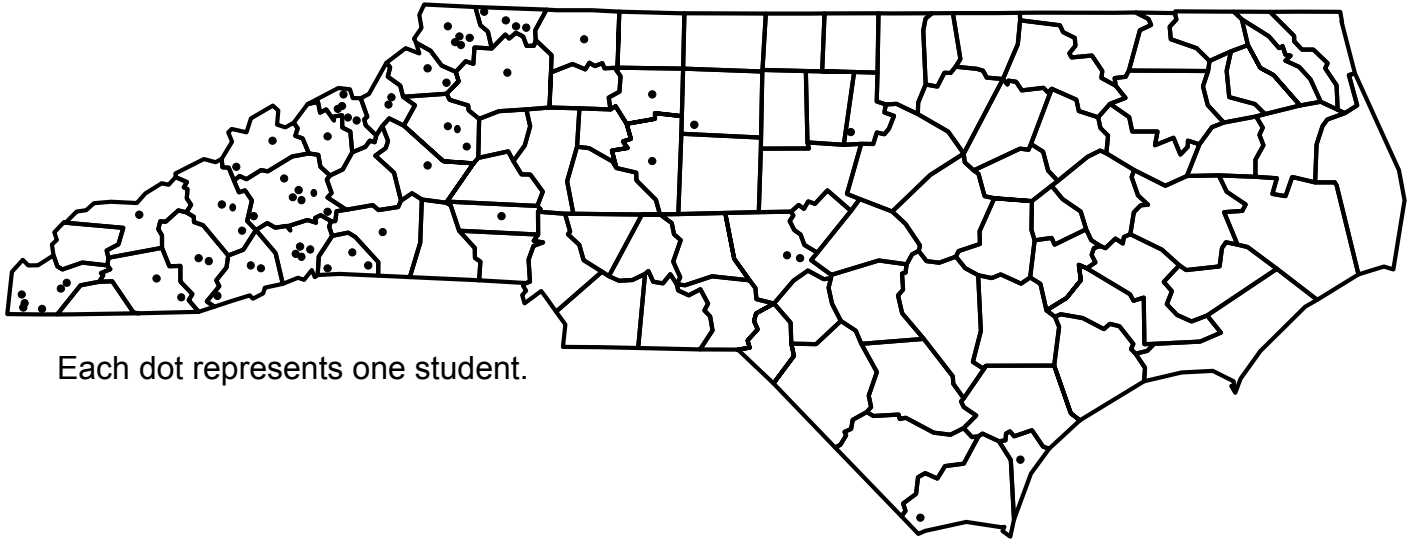
Adair*	_____	1	Clark*	_____	8	Hart*	_____	1
Allen*	_____	2	Clay*	_____	6	Henderson*	_____	2
Anderson*	_____	1	Cumberland*	_____	4	Henry*	_____	1
Barren*	_____	1	Daviess*	_____	6	Hopkins*	_____	6
Bath*	_____	3	Edmonson*	_____	1	Jackson*	_____	8
Bell*	_____	7	Estill*	_____	2	Jefferson*	_____	47
Boone*	_____	5	Fayette*	_____	30	Jessamine*	_____	2
Bourbon*	_____	6	Fleming*	_____	1	Johnson*	_____	5
Boyd*	_____	6	Floyd*	_____	5	Kenton*	_____	8
Boyle*	_____	5	Franklin*	_____	3	Knox*	_____	4
Bracken*	_____	3	Garrard*	_____	9	Laurel*	_____	14
Breathitt*	_____	2	Grant*	_____	4	Lawrence*	_____	5
Breckinridge*	_____	1	Graves*	_____	1	Lee*	_____	2
Bullitt*	_____	5	Grayson*	_____	4	Leslie*	_____	3
Calloway*	_____	1	Greenup*	_____	8	Letcher*	_____	2
Campbell*	_____	6	Hancock*	_____	1	Lewis*	_____	4
Carter*	_____	2	Hardin*	_____	15	Lincoln*	_____	5
Casey*	_____	8	Harlan*	_____	4	Madison*	_____	73
Christian*	_____	4	Harrison*	_____	2	Magoffin*	_____	1

\*Denotes In-Territory county.

# KENTUCKY

Marion*	_____	6	Nelson*	_____	6	Shelby*	_____	5
Marshall*	_____	1	Nicholas*	_____	1	Simpson*	_____	1
Martin*	_____	3	Ohio*	_____	3	Spencer*	_____	1
Mason*	_____	2	Oldham*	_____	3	Taylor*	_____	3
McCracken*	_____	4	Owen*	_____	3	Todd*	_____	1
McCreary*	_____	2	Owsley*	_____	1	Trigg*	_____	2
McLean*	_____	1	Pendleton*	_____	1	Trimble*	_____	2
Meade*	_____	5	Perry*	_____	8	Warren*	_____	6
Menifee*	_____	1	Pike*	_____	6	Wayne*	_____	7
Mercer*	_____	3	Powell*	_____	2	Webster*	_____	1
Metcalf*	_____	1	Pulaski*	_____	18	Whitley*	_____	6
Monroe*	_____	2	Rockcastle*	_____	16	Wolfe*	_____	2
Montgomery*	_____	4	Rowan*	_____	2	Woodford*	_____	3
Muhlenberg*	_____	2	Scott*	_____	2			
						<b>Total</b>	_____	<b>525</b>

# NORTH CAROLINA



Each dot represents one student.

Alleghany*	_____	4	Forsyth	_____	1	New Hanover	_____	1
Ashe*	_____	5	Guilford	_____	1	Polk*	_____	3
Avery*	_____	2	Haywood*	_____	3	Rutherford*	_____	1
Brunswick	_____	1	Henderson*	_____	4	Surry*	_____	1
Buncombe*	_____	7	Jackson*	_____	2	Swain*	_____	1
Burke*	_____	1	Lincoln	_____	1	Transylvania*	_____	3
Caldwell*	_____	3	Macon*	_____	2	Watauga*	_____	2
Cherokee*	_____	6	Madison*	_____	2	Wilkes*	_____	1
Davidson	_____	1	Mitchell*	_____	5	Yancey*	_____	1
Durham	_____	1	Moore	_____	2			
						<b>TOTAL</b>	_____	<b>68</b>

# OHIO

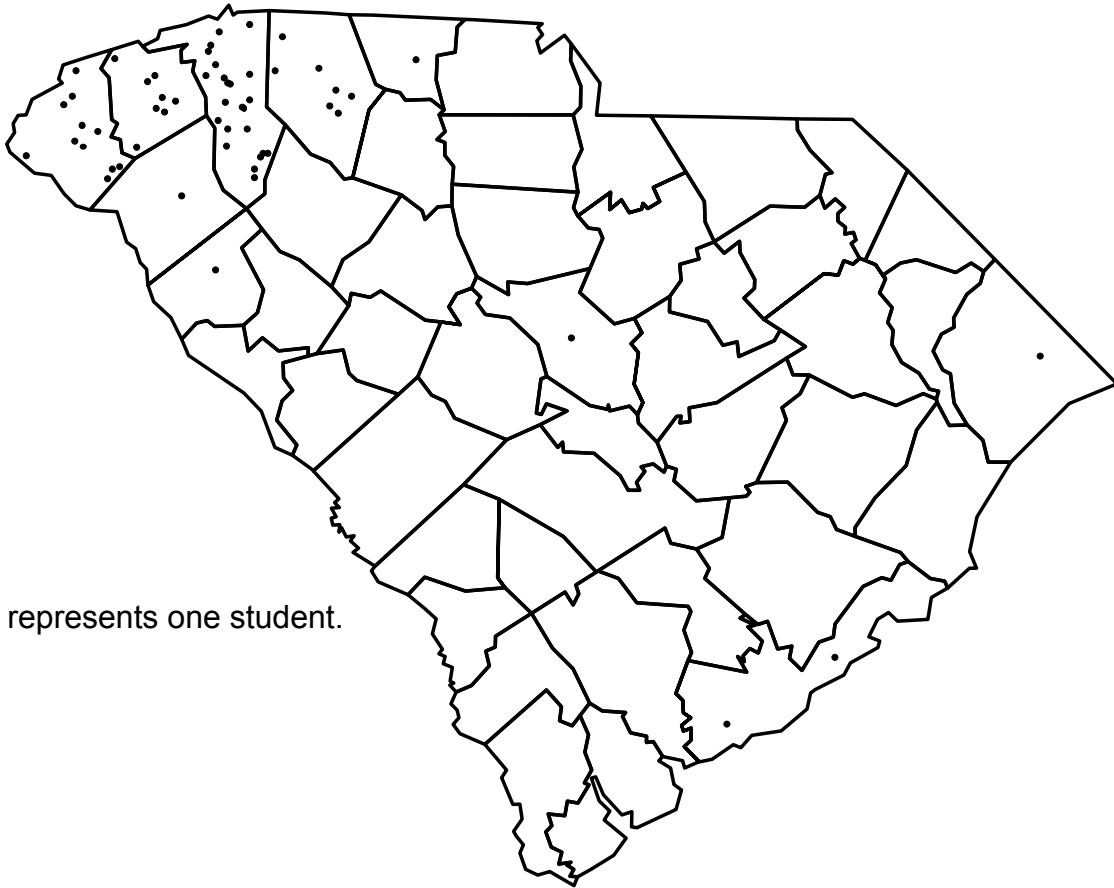


Each dot represents one student.

Adams*	_____	4	Geauga	_____	1	Medina	_____	1
Ashland	_____	2	Greene	_____	3	Montgomery	_____	3
Athens*	_____	2	Hamilton*	_____	30	Pickaway	_____	4
Belmont	_____	2	Highland*	_____	4	Pike*	_____	3
Brown*	_____	7	Hocking*	_____	1	Preble	_____	2
Butler	_____	2	Holmes	_____	1	Ross*	_____	6
Clark	_____	2	Jackson*	_____	2	Scioto*	_____	3
Clermont*	_____	17	Knox	_____	1	Shelby	_____	1
Clinton	_____	1	Lawrence*	_____	16	Stark	_____	1
Coshocton	_____	3	Licking	_____	1	Summit	_____	2
Cuyahoga	_____	2	Logan	_____	1	Vinton*	_____	2
Fairfield	_____	1	Lorain	_____	7	Warren	_____	3
Franklin	_____	3	Mahoning	_____	1	Washington*	_____	1
Gallia*	_____	1	Marion	_____	1	Wayne	_____	1

**TOTAL** \_\_\_\_\_ **152**

# SOUTH CAROLINA

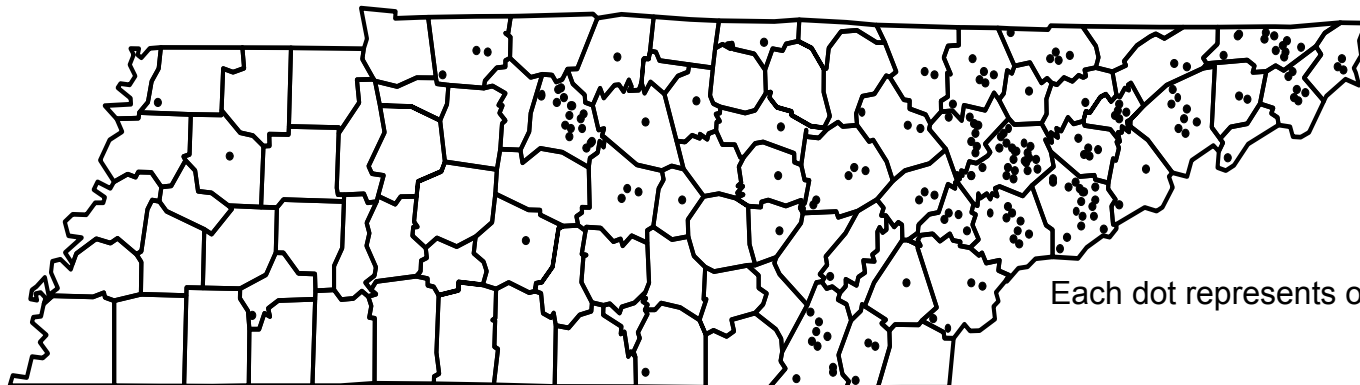


Each dot represents one student.

Abbeville	_____	1	Greenville*	_____	23	Pickens*	_____	8
Anderson	_____	1	Horry	_____	1	Richland	_____	1
Charleston	_____	2	Oconee*	_____	11	Spartanburg*	_____	7
Cherokee*	_____	1						
						<b>TOTAL</b>	_____	<b>56</b>

\*Denotes In-Territory county.

# TENNESSEE

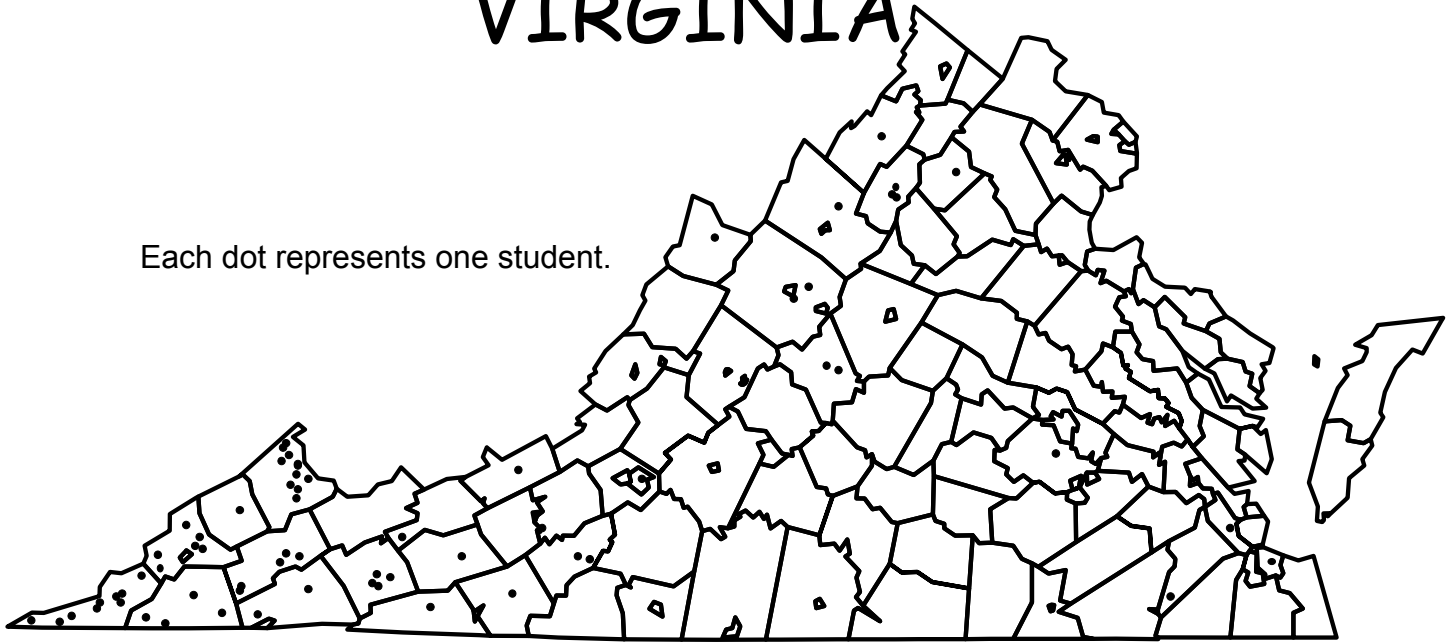


Each dot represents one student.

Anderson*	_____	9	Greene*	_____	8	Rhea*	_____	1
Blount*	_____	9	Hamblen*	_____	5	Roane*	_____	3
Bradley*	_____	3	Hamilton*	_____	9	Rutherford	_____	3
Campbell*	_____	6	Hawkins*	_____	2	Scott*	_____	2
Cannon	_____	1	Jefferson*	_____	5	Sevier*	_____	18
Carter*	_____	6	Johnson*	_____	3	Smith*	_____	1
Chester	_____	1	Knox*	_____	26	Sullivan*	_____	12
Claiborne*	_____	5	Loudon*	_____	4	Sumner	_____	1
Clay*	_____	1	Maury	_____	1	Unicoi*	_____	1
Cocke*	_____	2	McMinn*	_____	1	Union*	_____	1
Cumberland*	_____	5	Monroe*	_____	4	Van Buren*	_____	1
Davidson	_____	18	Montgomery	_____	3	Washington*	_____	2
Franklin	_____	1	Morgan*	_____	3	White*	_____	1
Gibson	_____	1	Obion	_____	1	Wilson	_____	1
Grainger*	_____	1	Putnam*	_____	1			
						<b>TOTAL</b>	_____	<b>193</b>

# VIRGINIA

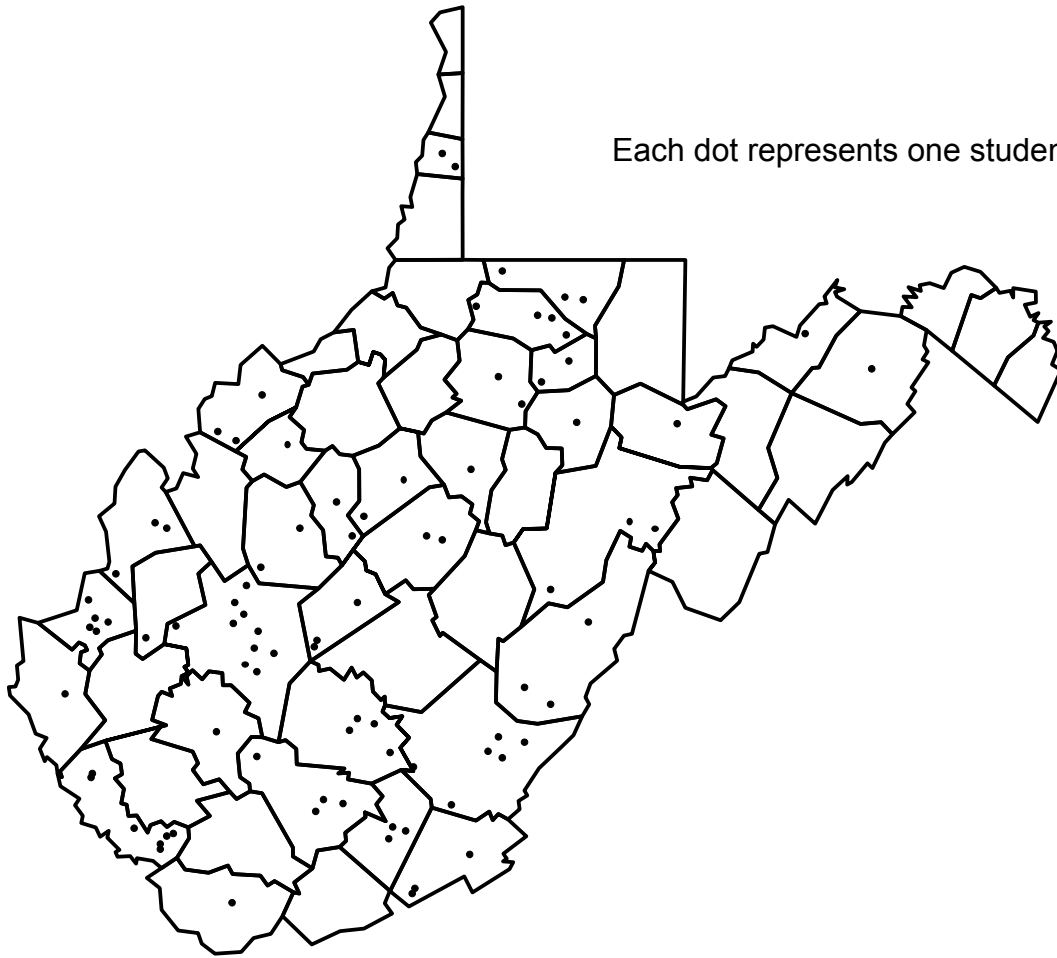
Each dot represents one student.



Augusta*	_____	2	Grayson*	_____	1	Roanoke City*	_____	1
Bedford City*	_____	1	Highland*	_____	1	Rockingham*	_____	1
Bland*	_____	1	Isle of Wight	_____	1	Russell*	_____	5
Bristol City*	_____	3	Lee*	_____	9	Scott*	_____	4
Buchanan*	_____	11	Montgomery*	_____	1	Shenandoah*	_____	1
Carroll*	_____	1	Nelson*	_____	2	Smyth*	_____	4
Chesterfield	_____	1	Newport News City	_____	1	Washington*	_____	2
Dickenson*	_____	1	Norfolk City	_____	1	Wise*	_____	6
Floyd*	_____	2	Page*	_____	3	Wythe*	_____	1
Giles*	_____	1	Rappahannock	_____	1			
						<b>TOTAL</b>	_____	<b>70</b>



# WEST VIRGINIA



Barbour*	_____	1	Kanawha*	_____	10	Putnam*	_____	1
Boone*	_____	1	Lewis*	_____	1	Raleigh*	_____	4
Braxton*	_____	2	Marion*	_____	4	Randolph*	_____	3
Cabell*	_____	5	Mason*	_____	3	Roane*	_____	2
Calhoun*	_____	2	McDowell*	_____	1	Summers*	_____	3
Clay*	_____	3	Mineral*	_____	1	Taylor*	_____	2
Fayette*	_____	4	Mingo*	_____	7	Tucker*	_____	1
Gilmer*	_____	2	Monongalia*	_____	3	Wayne*	_____	1
Greenbrier*	_____	6	Monroe*	_____	3	Wirt*	_____	1
Hampshire*	_____	1	Ohio	_____	2	Wood*	_____	3
Harrison*	_____	2	Pocahontas*	_____	3			
						<b>TOTAL</b>	_____	<b>88</b>

\*Denotes In-Territory county.

# State/County Breakdown: Out-of-Territory States

<p style="text-align: center;"><b>Arizona</b> <i>Breakdown by county</i></p> <p>Maricopa _____ 3</p> <p>Yavapai _____ 1</p> <p style="padding-left: 40px;">Total _____ 4</p>	<p style="text-align: center;"><b>Florida</b> <i>Breakdown by County</i></p> <p>Dade _____ 1</p> <p>Highlands _____ 2</p> <p>Leon _____ 1</p> <p>Palm Beach _____ 1</p> <p>Polk _____ 1</p> <p>Sarasota _____ 1</p> <p style="padding-left: 40px;">Total _____ 7</p>	<p style="text-align: center;"><b>Indiana, continued</b> <i>Breakdown by County</i></p> <p>Jefferson _____ 2</p> <p>Marion _____ 2</p> <p>Morgan _____ 1</p> <p>Shelby _____ 2</p> <p>Wayne _____ 1</p> <p style="padding-left: 40px;">Total _____ 15</p>
<p style="text-align: center;"><b>Arkansas</b> <i>Breakdown by County</i></p> <p>Pope _____ 1</p>	<p style="text-align: center;"><b>Hawaii</b> <i>Breakdown by County</i></p> <p>Hawaii _____ 1</p> <p>Honolulu _____ 1</p> <p style="padding-left: 40px;">Total _____ 2</p>	<p style="text-align: center;"><b>Iowa</b> <i>Breakdown by County</i></p> <p>Polk _____ 1</p> <p>Scott _____ 1</p> <p style="padding-left: 40px;">Total _____ 2</p>
<p style="text-align: center;"><b>California</b> <i>Breakdown by County</i></p> <p>Los Angeles _____ 2</p> <p>Monterey _____ 1</p> <p>Sacramento _____ 2</p> <p>San Bernardino _____ 1</p> <p style="padding-left: 40px;">Total _____ 6</p>	<p style="text-align: center;"><b>Illinois</b> <i>Breakdown by County</i></p> <p>Champaign _____ 1</p> <p>Du Page _____ 1</p> <p>Kane _____ 1</p> <p>Sangamon _____ 1</p> <p>White _____ 2</p> <p style="padding-left: 40px;">Total _____ 6</p>	<p style="text-align: center;"><b>Kansas</b> <i>Breakdown by County</i></p> <p>Douglas _____ 2</p> <p>Harvey _____ 1</p> <p>Jackson _____ 1</p> <p>Saline _____ 1</p> <p>Shawnee _____ 1</p> <p style="padding-left: 40px;">Total _____ 6</p>
<p style="text-align: center;"><b>Colorado</b> <i>Breakdown by County</i></p> <p>Arapahoe _____ 1</p> <p>El Paso _____ 1</p> <p>Jefferson _____ 1</p> <p>Rio Grande _____ 1</p> <p style="padding-left: 40px;">Total _____ 4</p>	<p style="text-align: center;"><b>Indiana</b> <i>Breakdown by County</i></p> <p>Allen _____ 1</p> <p>Elkhart _____ 1</p> <p>Greene _____ 1</p> <p>Hamilton _____ 1</p> <p>Henry _____ 1</p> <p>Jackson _____ 1</p> <p>Jasper _____ 1</p>	<p style="text-align: center;"><b>Louisiana</b> <i>Breakdown by County</i></p> <p>Vernon _____ 1</p>
<p style="text-align: center;"><b>Connecticut</b> <i>Breakdown by County</i></p> <p>Litchfield _____ 1</p>		<p style="text-align: center;"><b>Maine</b> <i>Breakdown by County</i></p> <p>Androscoggin _____ 1</p> <p>Aroostook _____ 1</p> <p>Cumberland _____ 1</p>
<p style="text-align: center;"><b>District of Columbia</b> <i>Breakdown by County</i></p> <p>District of Columbia _____ 1</p>		

# State/County Breakdown: Out-of-Territory States

**Maine, continued**  
*Breakdown by County*

Kennebec	_____	1
Lincoln	_____	1
Total	_____	5

**Maryland**  
*Breakdown by County*

Montgomery	_____	1
------------	-------	---

**Massachusetts**  
*Breakdown by County*

Berkshire	_____	1
-----------	-------	---

**Michigan**  
*Breakdown by County*

Cass	_____	1
Ingham	_____	1
Livingston	_____	1
Monroe	_____	1
Muskegon	_____	1
Oakland	_____	2
Ottawa	_____	1
Wayne	_____	1
Total	_____	9

**Mississippi**  
*Breakdown by County*

De Soto	_____	1
Jackson	_____	1
Lowndes	_____	1
Rankin	_____	1
Simpson	_____	1
Total	_____	5

**Missouri**  
*Breakdown by County*

Adair	_____	1
Christian	_____	1
Total	_____	2

**Montana**  
*Breakdown by County*

Powder River	_____	1
--------------	-------	---

**Nebraska**  
*Breakdown by County*

Douglas	_____	1
---------	-------	---

**Nevada**  
*Breakdown by County*

Washoe	_____	1
--------	-------	---

**New Hampshire**  
*Breakdown by County*

Hillsborough	_____	1
Sullivan	_____	1
Total	_____	2

**New Jersey**  
*Breakdown by County*

Sussex	_____	1
--------	-------	---

**New Mexico**  
*Breakdown by County*

Eddy	_____	1
------	-------	---

**New York**  
*Breakdown by County*

Broome	_____	1
Columbia	_____	1
Erie	_____	2

**New York, continued**  
*Breakdown by County*

Genesee	_____	1
Lewis	_____	1
Oneida	_____	1
Oswego	_____	1
Total	_____	8

**Oklahoma**  
*Breakdown by County*

Payne	_____	1
-------	-------	---

**Oregon**  
*Breakdown by County*

Douglas	_____	1
Malheur	_____	3
Multnomah	_____	1
Total	_____	5

**Pennsylvania**  
*Breakdown by County*

Armstrong	_____	1
Beaver	_____	1
Bradford	_____	1
Crawford	_____	1
Erie	_____	1
Greene	_____	2
Jefferson	_____	1
Philadelphia	_____	1
Somerset	_____	1
Tioga	_____	1
Westmoreland	_____	1
Total	_____	12

# State/County Breakdown: Out-of-Territory States

## South Dakota

*Breakdown by County*

Minnehaha \_\_\_\_\_ 1

## Texas

*Breakdown by County*

Eastland \_\_\_\_\_ 1

Harris \_\_\_\_\_ 2

Rusk \_\_\_\_\_ 1

Travis \_\_\_\_\_ 1

Total \_\_\_\_\_ 5

## Utah

*Breakdown by County*

Davis \_\_\_\_\_ 1

## Vermont

*Breakdown by County*

Caledonia \_\_\_\_\_ 1

Washington \_\_\_\_\_ 1

Total \_\_\_\_\_ 2

## Washington

*Breakdown by County*

King \_\_\_\_\_ 1

Kittitas \_\_\_\_\_ 1

Pend Oreille \_\_\_\_\_ 1

Total \_\_\_\_\_ 3

## Wisconsin

*Breakdown by County*

Price \_\_\_\_\_ 1

Waukesha \_\_\_\_\_ 1

Total \_\_\_\_\_ 2

# 2002 Entering Freshmen (356)

## State/County Breakdown

<b>Alabama</b>		<b>Georgia, continued</b>		<b>Kentucky, continued</b>	
<i>Breakdown by County</i>		<i>Breakdown by County</i>		<i>Breakdown by County</i>	
Calhoun*	_____ 1	Rockdale	_____ 2	Boyle*	_____ 3
Cherokee*	_____ 2	Whitfield*	_____ 1	Bracken*	_____ 2
Cullman*	_____ 1	Total	_____ 7	Bullitt*	_____ 3
De Kalb*	_____ 1			Calloway*	_____ 1
Jefferson*	_____ 16	<b>Hawaii</b>		Campbell*	_____ 2
Lawrence	_____ 1	<i>Breakdown by County</i>		Carter*	_____ 1
Madison*	_____ 1	Honolulu	_____ 1	Casey*	_____ 3
Morgan*	_____ 1			Christian*	_____ 2
Talladega*	_____ 1	<b>Illinois</b>		Clark*	_____ 1
Total	_____ 25	<i>Breakdown by County</i>		Clay*	_____ 2
		Du Page	_____ 1	Cumberland*	_____ 1
		Sangamon	_____ 1	Edmonson*	_____ 1
		Total	_____ 2	Estill*	_____ 1
<b>Arizona</b>				Fayette*	_____ 7
<i>Breakdown by County</i>		<b>Indiana</b>		Fleming*	_____ 1
Maricopa	_____ 2	<i>Breakdown by County</i>		Franklin*	_____ 1
		Jefferson	_____ 2	Garrard*	_____ 3
<b>California</b>				Grayson*	_____ 2
<i>Breakdown by County</i>		<b>Kansas</b>		Greenup*	_____ 1
Los Angeles	_____ 1	<i>Breakdown by County</i>		Hardin*	_____ 4
Sacramento	_____ 1	Douglas	_____ 1	Hopkins*	_____ 1
Total	_____ 2	Saline	_____ 1	Jackson*	_____ 1
		Total	_____ 2	Jefferson*	_____ 10
<b>Florida</b>				Jessamine*	_____ 1
<i>Breakdown by County</i>		<b>Kentucky</b>		Kenton*	_____ 1
Dade	_____ 1	<i>Breakdown by County</i>		Knox*	_____ 2
		Allen*	_____ 1	Laurel*	_____ 4
<b>Georgia</b>		Anderson*	_____ 1	Lawrence*	_____ 1
<i>Breakdown by County</i>		Barren*	_____ 1	Leslie*	_____ 2
Bartow*	_____ 1	Bath*	_____ 2		
De Kalb	_____ 1	Bell*	_____ 2		
Fulton	_____ 1	Boone*	_____ 4		
Richmond	_____ 1	Bourbon*	_____ 2		
		Boyd*	_____ 1		

\*Denotes In-Territory county.

# 2002 Entering Freshmen (356)

## State/County Breakdown

<b>Kentucky, continued</b>		<b>Michigan</b>		<b>Ohio, continued</b>	
<i>Breakdown by County</i>		<i>Breakdown by County</i>		<i>Breakdown by County</i>	
Lewis*	2	Cass	1	Greene	1
Madison*	14	Livingston	1	Hamilton*	11
Magoffin*	1	Total	2	Highland*	2
Martin*	1	<b>Mississippi</b>		Lawrence*	2
Meade*	5	<i>Breakdown by County</i>		Lorain	4
Menifee*	1	Rankin	1	Pickaway	1
Monroe*	1	<b>North Carolina</b>		Pike*	1
Montgomery*	1	<i>Breakdown by County</i>		Ross*	1
Ohio*	2	Ashe*	2	Scioto*	2
Oldham*	2	Avery*	2	Total	34
Owen*	2	Buncombe*	1	<b>Oregon</b>	
Powell*	1	Caldwell*	2	<i>Breakdown by County</i>	
Pulaski*	2	Cherokee*	2	Douglas	1
Rockcastle*	1	Forsyth	1	<b>Pennsylvania</b>	
Rowan*	1	Haywood*	1	<i>Breakdown by County</i>	
Scott*	1	Jackson*	1	Armstrong	1
Simpson*	1	Macon*	1	Bradford	1
Warren*	2	Madison*	1	Greene	1
Wayne*	2	Watauga*	1	Tioga	1
Whitley*	1	Total	15	Total	4
Woodford*	1	<b>Ohio</b>		<b>South Carolina</b>	
Total	124	<i>Breakdown By County</i>		<i>Breakdown by County</i>	
<b>Maine</b>		Adams*	1	Anderson	1
<i>Breakdown by County</i>		Athens*	1	Greenville*	10
Cumberland	1	Belmont	1	Horry	1
		Clermont*	3	Oconee*	3
		Clinton	1	Spartanburg*	4
		Franklin	1	Total	19
		Geauga	1		

\*Denotes In-Territory county.

