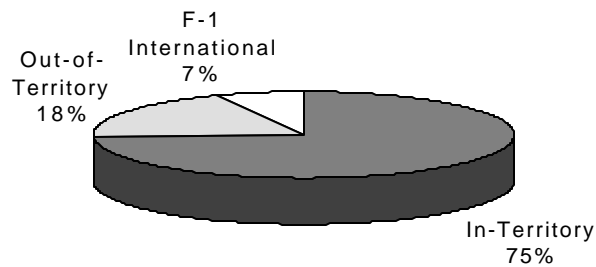


FALL 2003 DEGREE-SEEKING STUDENT ENROLLMENT GEOGRAPHIC DISTRIBUTION BY TERRITORY

TOTAL HEADCOUNT ENROLLMENT	1,560
Degree-Seeking Students	(1,511)
Non-Degree-Seeking Students	(49)

Degree-Seeking Students by:			
In-Territory	Out-of-Territory	F-1 International	Total
1,114 (74%)	284 (19%)	113 (7%)	1,511 (100%)

Degree-Seeking Students by Territory:



NOTE: The category "F-1 International" does not include all students who come to the College from other countries or with substantial international experience. For example, "permanent residents" who may be asylees or refugees are counted as "In-Territory" or "Out-of-Territory" rather than "F-1 International" depending on residence at the time of application. These students are eligible for federal financial aid that F-1 International students cannot legally receive. In Fall 2003, thirty-five (35) Berea College students were designated as "permanent residents."

Non-Degree-Seeking Students by Category:	
Berea Community School	24
Employee	8
Madison Southern High School	7
Community (Special)	4
Post-Graduate	0
Transient/Exchange	<u>6</u>
Subtotal	49

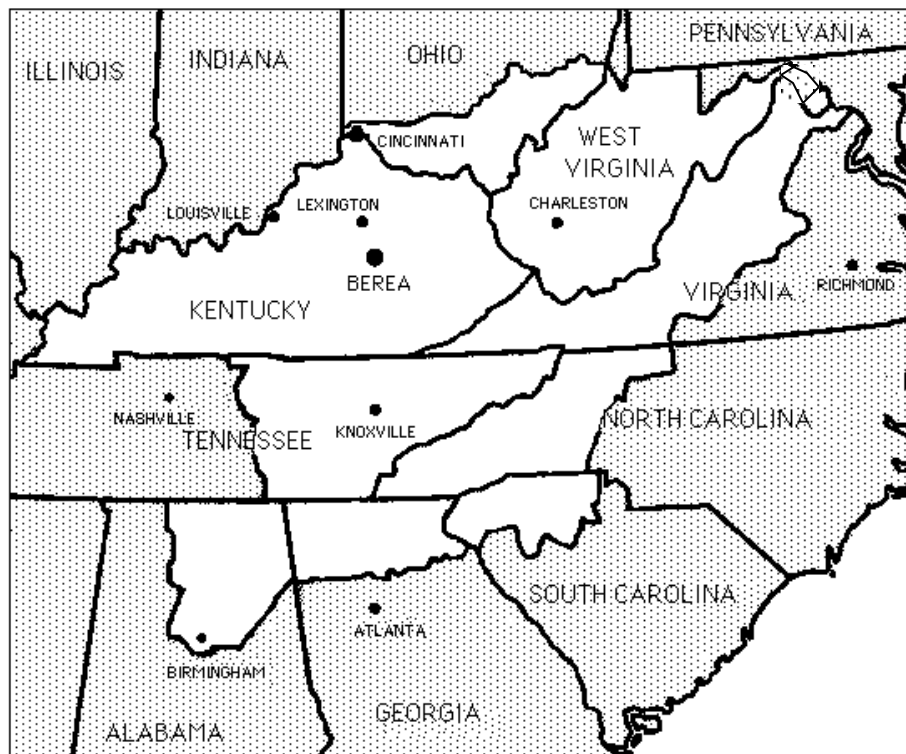
TOTAL STATES, TERRITORIES, AND COUNTRIES REPRESENTED: FALL 2003 ENROLLMENT

- 39 different states
- 73 countries other than the U.S.

DEFINITIONS OF TERRITORY CATEGORIES

Berea College students are characterized by one of three "geographical" categories. They are:

- *In-Territory*: Students who come from much of the Appalachian region and all of Kentucky within the white area in the map below. Beginning with the entering class of 2000, In-Territory also includes permanent residents (a non-citizen who has formally established residency in the U.S.) and refugees who reside in the territory.
- *Out-of-Territory*: Students who come from outside the In-Territory area, including U.S. Citizens living in foreign countries. Out-of-Territory also includes permanent residents (a non-citizen who has formally established residency in the U.S.) and refugees who reside out of the territory.
- *F-1 International*: Students who are not U.S. Citizens, permanent residents, or refugees.



STUDENTS ENROLLED FROM THE UNITED STATES AND/OR ITS TERRITORIES

	In-Territory	Out-of-Territory*	Total
Alabama	93	6	99
Arizona	0	3	3
California	0	5	5
Colorado	0	2	2
Connecticut	0	1	1
Florida	0	7	7
Georgia	12	26	38
Hawaii	0	1	1
Illinois	0	7	7
Indiana	0	19	19
Iowa	0	2	2
Kansas	0	4	4
Kentucky	509	0	509
Louisiana	0	2	2
Maine	0	4	4
Maryland	0	3	3
Massachusetts	0	3	3
Michigan	0	9	9
Mississippi	0	3	3
Missouri	0	5	5
Montana	0	1	1
Nebraska	0	1	1
New Hampshire	0	3	3
New Jersey	0	2	2

*Includes Permanent Residents who may be living In-Territory.

STUDENTS ENROLLED FROM THE UNITED STATES AND/OR ITS TERRITORIES

	In-Territory	Out-of-Territory*	Total
New York	0	4	4
North Carolina	56	17	73
Ohio	93	59	152
Oregon	0	2	2
Pennsylvania	0	14	14
South Carolina	43	5	48
South Dakota	0	1	1
Tennessee	165	32	197
Texas	0	7	7
Utah	0	2	2
Vermont	0	1	1
Virginia	65	3	68
Washington	0	3	3
West Virginia	78	2	80
Wisconsin	0	2	2
TOTALS	1,114	273	1,387

*Includes Permanent Residents who may be living In-Territory.

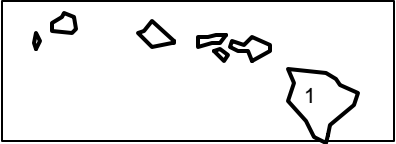
STUDENTS ENROLLED FROM OUTSIDE THE UNITED STATES AND/OR ITS TERRITORIES

	Out-of-Territory	International	Total
Afghanistan	0	1	1
Albania	0	2	2
Antigua & Barbuda	0	1	1
Armed Forces -- Europe	1	0	1
Armenia	0	1	1
Azerbaijan	0	2	2
Bangladesh	0	1	1
Bhutan	0	1	1
Bosnia & Hercegovina	0	1	1
Brazil	0	2	2
Bulgaria	1	3	4
Costa Rica	0	1	1
Croatia	0	1	1
Czech Republic	0	1	1
Ecuador	1	1	2
El Salvador	0	1	1
Ethiopia	0	1	1
Georgia	0	1	1
Germany	1	0	1
Ghana	0	2	2
Guinea	0	1	1
Honduras	0	1	1
India	0	2	2
Indonesia	0	1	1
Israel	0	1	1
Japan	2	0	2
Kampuchea (Cambodia)	0	1	1
Kazakhstan	0	1	1
Kenya	0	4	4
Kyrgyzstan	0	1	1
Latvia	0	1	1
Liberia	1	3	4
Lithuania	0	2	2
Macedonia	0	2	2
Malawi	0	1	1
Malaysia	0	2	2
Mexico	0	1	1
Moldova	0	1	1
Mongolia	0	1	1
Morocco	0	1	1
Myanmar	0	3	3

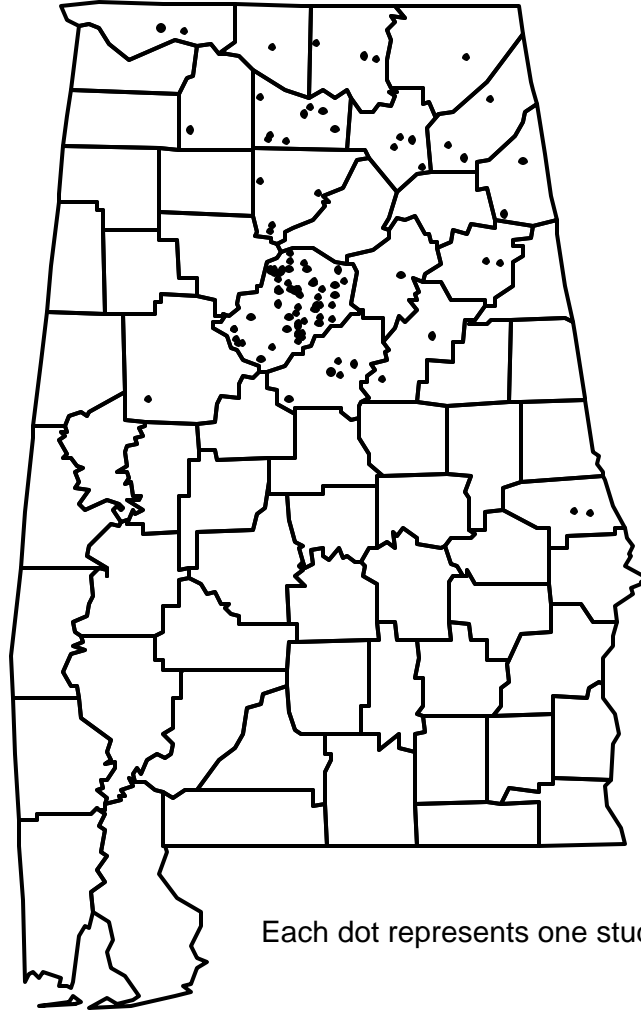
STUDENTS ENROLLED FROM OUTSIDE THE UNITED STATES AND/OR ITS TERRITORIES

	Out-of-Territory	International	Total
Namibia	0	1	1
Nepal	0	7	7
Nicaragua	0	1	1
Nigeria	0	3	3
Papua New Guinea	1	0	1
People's Rep. Of China	0	3	3
Peru	0	1	1
Poland	0	1	1
Romania	0	1	1
Russia	0	2	2
Senegal	0	1	1
Serbia	0	1	1
Sierra Leone	0	2	2
Slovak Republic	0	1	1
Sri Lanka	0	2	2
Sudan	0	2	2
Swaziland	0	2	2
Sweden	0	1	1
Syria	0	1	1
Taiwan	1	1	2
Tajikistan	0	1	1
Thailand	1	0	1
The Gambia	0	3	3
Tibet, The Former	0	6	6
Trinidad & Tobago	1	0	1
Turkey	0	1	1
Uganda	0	2	2
Uzbekistan	0	3	3
Vietnam	0	2	2
Yugoslavia	0	3	3
Zambia	0	1	1
Zimbabwe	0	2	2
TOTALS	11	113	124

2003 Fall Enrollment From the United States



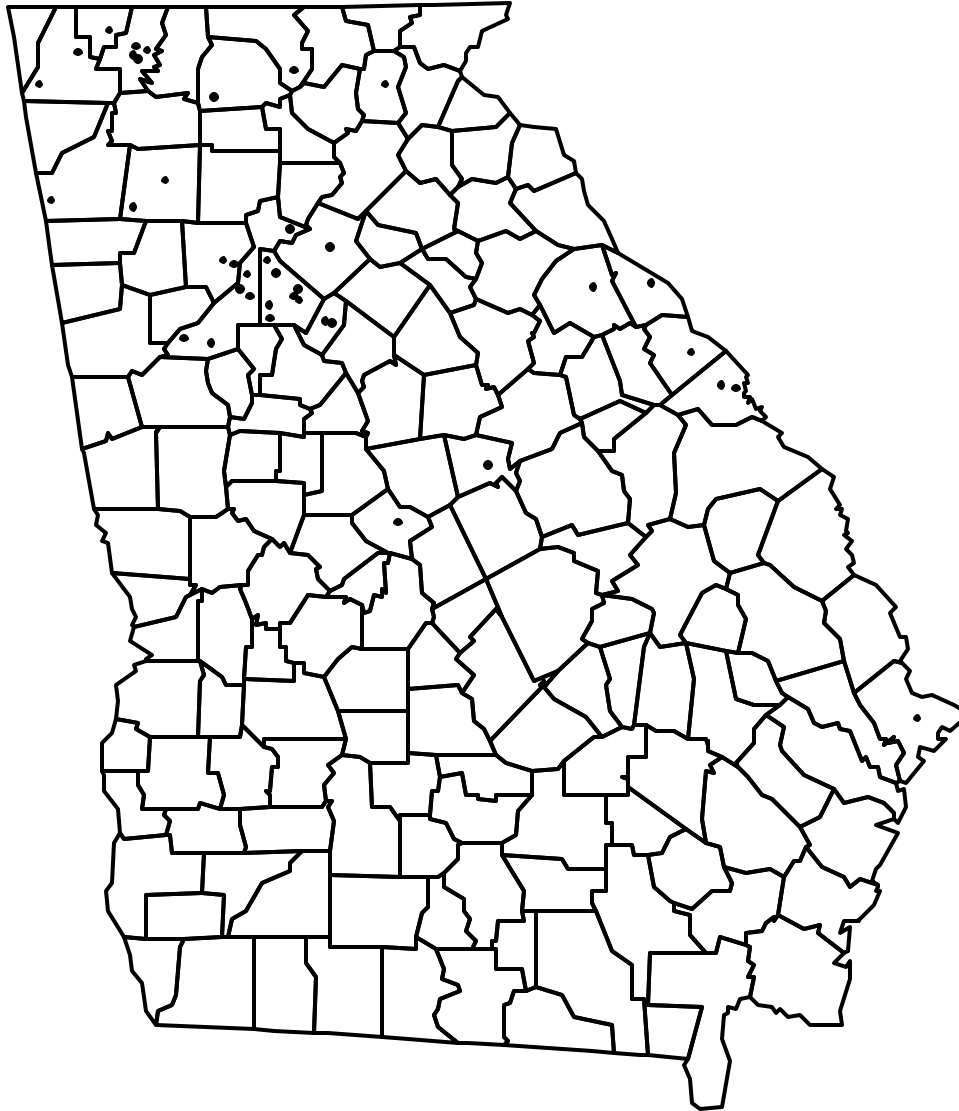
ALABAMA



Each dot represents one student.

Calhoun*	_____	2	Lauderdale	_____	2	Morgan*	_____	8
Cherokee*	_____	2	Lawrence	_____	1	Shelby*	_____	5
Cullman*	_____	4	Lee	_____	2	Talladega*	_____	2
De Kalb*	_____	3	Limestone*	_____	1	Tuscaloosa	_____	1
Jackson*	_____	1	Madison*	_____	3			
Jefferson*	_____	58	Marshall*	_____	4	Total	_____	99

GEORGIA



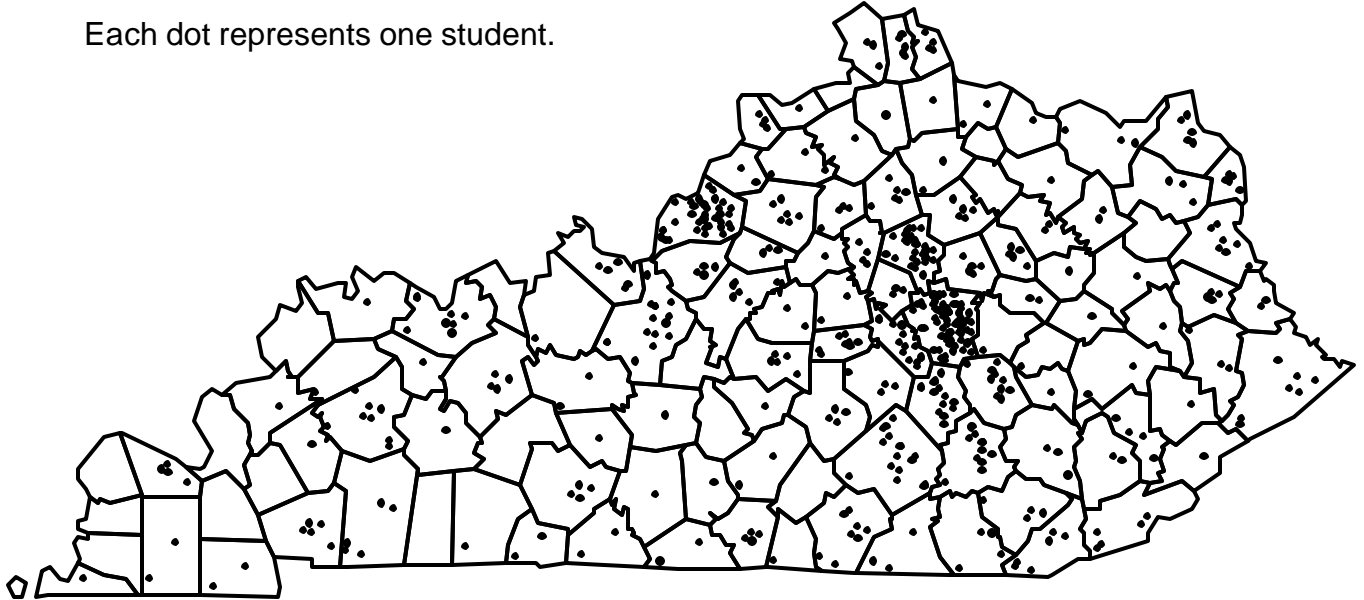
Each dot represents one student.

Baldwin	_____	1	De Kalb	_____	7	Richmond	_____	2
Bartow*	_____	2	Floyd*	_____	1	Rockdale	_____	2
Bibb	_____	1	Fulton*	_____	6	Walker*	_____	2
Catoosa*	_____	1	Gilmer	_____	1	White*	_____	1
Chatham	_____	1	Gwinnett	_____	1	Whitfield*	_____	4
Cobb	_____	2	Lincoln	_____	1	Wilkes	_____	1
Columbia	_____	1				TOTAL	_____	38

*Denotes In-Territory county.

KENTUCKY

Each dot represents one student.



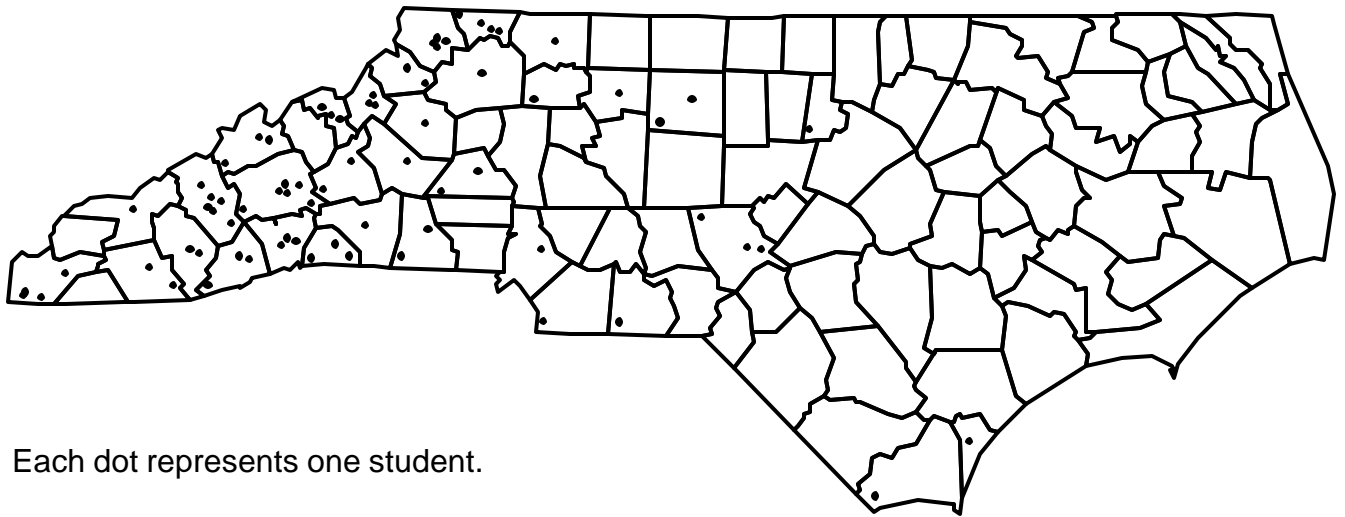
Adair*	_____	2	Carter*	_____	3	Graves*	_____	2
Allen*	_____	1	Casey*	_____	4	Grayson*	_____	2
Anderson*	_____	1	Christian*	_____	5	Greenup*	_____	5
Barren*	_____	1	Clark*	_____	5	Hardin*	_____	15
Bath*	_____	2	Clay*	_____	3	Harlan*	_____	5
Bell*	_____	6	Clinton*	_____	1	Harrison*	_____	2
Boone*	_____	3	Crittenden*	_____	1	Hart*	_____	1
Bourbon*	_____	5	Cumberland*	_____	4	Henderson*	_____	1
Boyd*	_____	5	Daviess*	_____	8	Henry*	_____	3
Boyle*	_____	8	Edmonson*	_____	1	Hopkins*	_____	8
Bracken*	_____	2	Estill	_____	1	Jackson*	_____	10
Breathitt*	_____	2	Fayette*	_____	30	Jefferson*	_____	40
Breckinridge*	_____	1	Fleming*	_____	1	Jessamine*	_____	3
Bullitt*	_____	4	Floyd*	_____	3	Johnson*	_____	4
Caldwell*	_____	1	Franklin*	_____	4	Kenton*	_____	5
Calloway*	_____	2	Fulton*	_____	1	Knott*	_____	1
Campbell*	_____	4	Garrard*	_____	14	Knox*	_____	4
Carroll*	_____	1	Grant*	_____	1	Laurel*	_____	12

*Denotes In-Territory county.

KENTUCKY

Lawrence*	_____	7	Menifee*	_____	1	Rockcastle*	_____	14
Lee*	_____	3	Mercer*	_____	2	Rowan*	_____	2
Leslie*	_____	2	Metcalfe*	_____	1	Scott*	_____	6
Letcher*	_____	1	Monroe*	_____	2	Shelby*	_____	6
Lewis*	_____	3	Montgomery*	_____	5	Simpson*	_____	2
Lincoln*	_____	4	Morgan*	_____	1	Spencer*	_____	3
Logan*	_____	1	Muhlenberg*	_____	1	Taylor*	_____	1
Madison*	_____	77	Nelson*	_____	6	Trigg*	_____	5
Magoffin*	_____	1	Ohio*	_____	4	Trimble*	_____	4
Marion*	_____	5	Oldham*	_____	2	Warren*	_____	4
Martin*	_____	3	Owen*	_____	1	Washington*	_____	2
Mason	_____	1	Owsley*	_____	1	Wayne	_____	8
McCracken*	_____	4	Pendleton*	_____	1	Webster*	_____	1
Metcalfe*	_____	1	Perry*	_____	4	Whitley*	_____	4
McCreary*	_____	3	Pike*	_____	7	Wolfe*	_____	1
McLean*	_____	1	Powell*	_____	2	Woodford*	_____	4
Meade*	_____	5	Pulaski*	_____	16	Total	_____	509

NORTH CAROLINA



Each dot represents one student.

Alleghany*	_____	4	McDowell*	_____	2	Moore*	_____	3
Anson	_____	1	Durham	_____	1	New Hanover*	_____	1
Ashe*	_____	4	Forsyth	_____	1	Polk*	_____	3
Avery*	_____	3	Guilford*	_____	2	Rutherford*	_____	1
Bruswick	_____	1	Haywood*	_____	6	Surry*	_____	1
Buncombe*	_____	6	Henderson*	_____	3	Swain*	_____	1
Burke*	_____	1	Jackson*	_____	2	Transylvania*	_____	3
Caldwell*	_____	1	Macon*	_____	2	Union*	_____	1
Catawba	_____	2	Madison*	_____	3	Watauga	_____	2
Cherokee*	_____	4	Mecklenburg*	_____	1	Wilkes*	_____	1
Cleveland	_____	2	Mitchell*	_____	3	Yadkin	_____	1
						TOTAL	_____	73

*Denotes In-Territory county.

O H I O

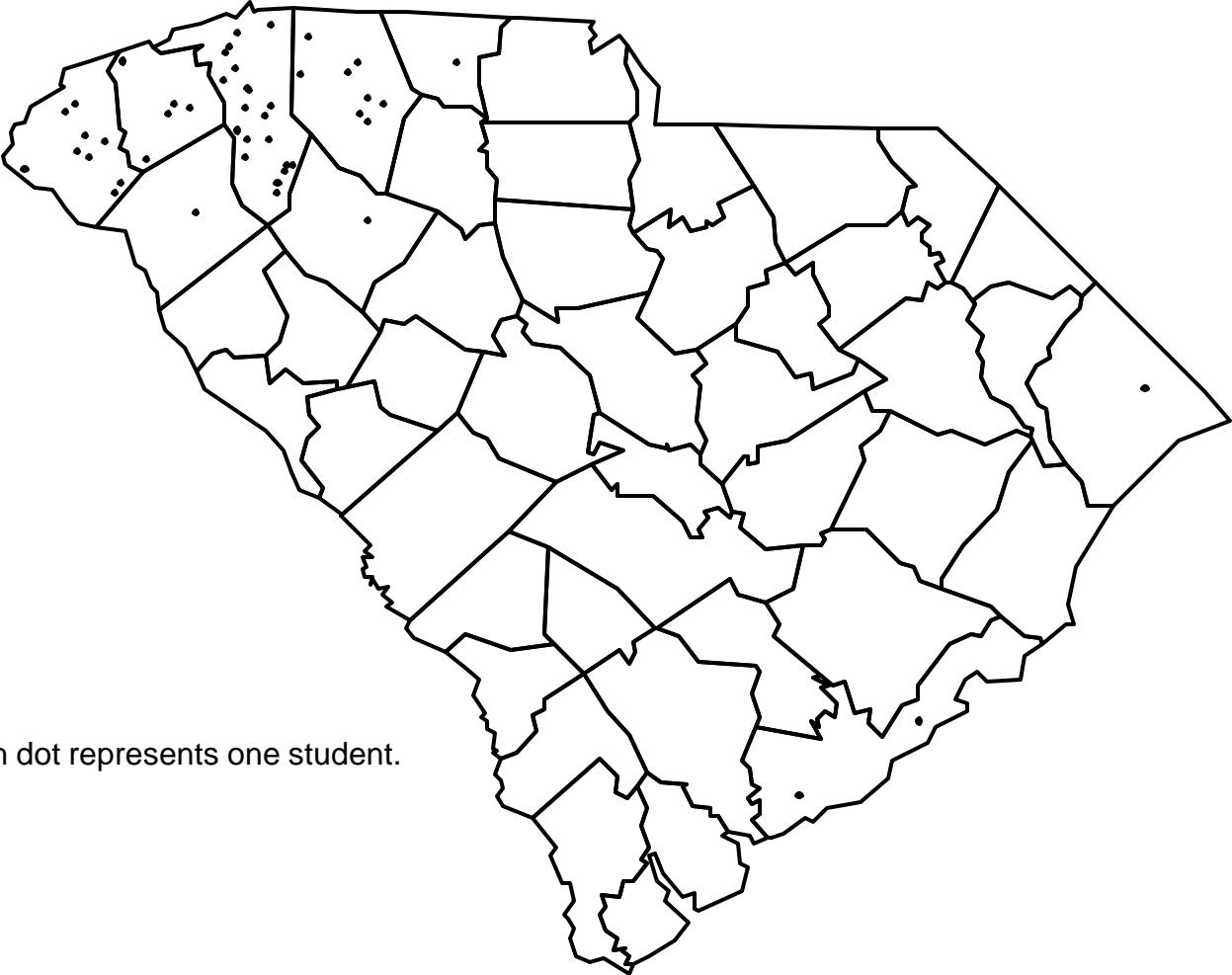


Each dot represents one student.

Adams*	_____	2	Gallia*	_____	1	Meigs*	_____	1
Ashland	_____	2	Geauga	_____	1	Montgomery	_____	2
Athens*	_____	4	Greene	_____	4	Morgan*	_____	1
Brown*	_____	8	Guernsey	_____	1	Muskingum	_____	3
Butler	_____	2	Hamilton	_____	34	Pickaway*	_____	3
Clark	_____	2	Hardin	_____	1	Pike*	_____	1
Clermont*	_____	12	Highland*	_____	7	Preble	_____	2
Clinton	_____	1	Hocking*	_____	1	Ross*	_____	4
Coshocton	_____	3	Holmes	_____	1	Scioto*	_____	3
Cuyahoga	_____	2	Jackson*	_____	2	Shelby	_____	2
Delaware	_____	1	Lawrence*	_____	10	Stark	_____	1
Fairfield	_____	1	Lorain	_____	11	Vinton*	_____	2
Fayette	_____	1	Marion	_____	1	Warren	_____	6
Franklin*	_____	3	Medina	_____	2			
						TOTAL	_____	152

*Denotes In-Territory county

SOUTH CAROLINA

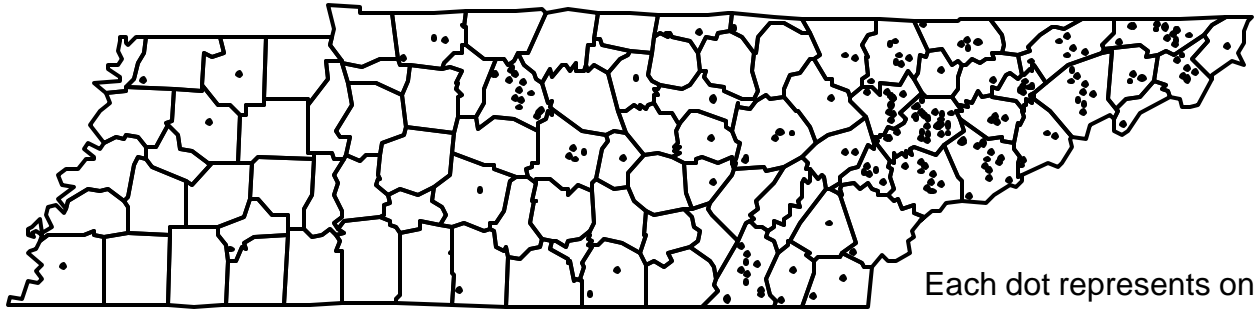


Each dot represents one student.

Anderson	_____	1	Greenville	_____	19	Oconee*	_____	9
Charleston	_____	2	Horry	_____	1	Pickens*	_____	5
Cherokee*	_____	1	Laurens	_____	1	Spartanburg*	_____	8
			TOTAL	_____	48			

*Denotes In-Territory county.

TENNESSEE

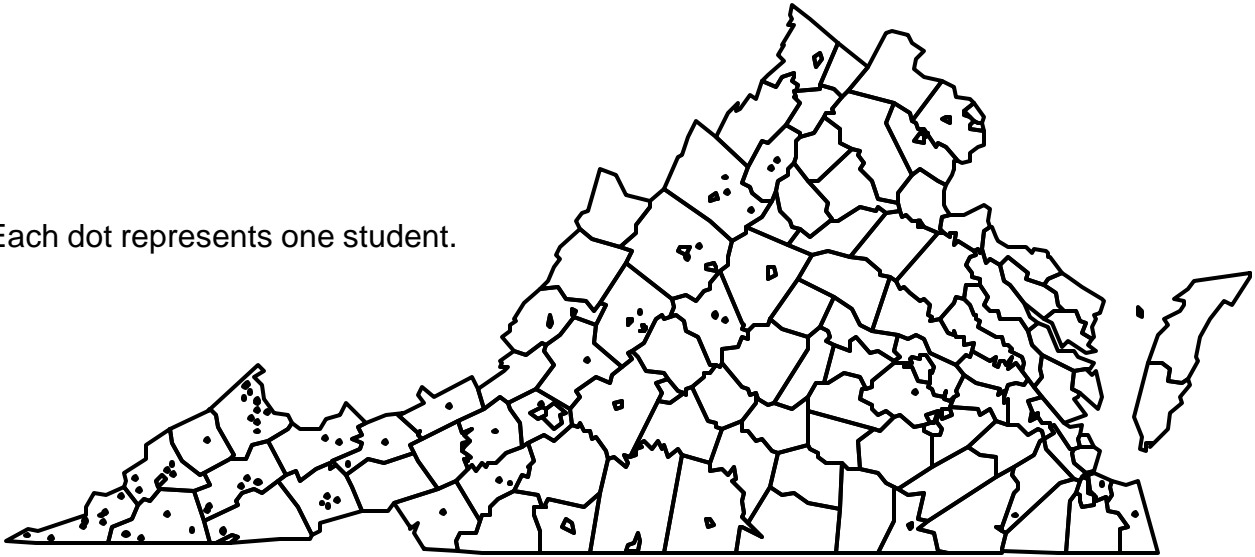


Each dot represents one student.

Anderson*	_____	10	Greene*	_____	9	Putnam*	_____	1
Blount*	_____	9	Hamblen*	_____	6	Roane*	_____	2
Bradley*	_____	2	Hamilton*	_____	10	Rutherford	_____	4
Campbell*	_____	7	Hawkins*	_____	6	Scott*	_____	2
Cannon	_____	1	Jefferson*	_____	4	Sevier*	_____	13
Carter*	_____	6	Johnson*	_____	1	Shelby	_____	1
Chester	_____	1	Knox*	_____	29	Smith*	_____	1
Claiborne*	_____	5	Loudon	_____	5	Sullivan*	_____	13
Clay*	_____	1	Maury	_____	1	Unicoi*	_____	1
Cocke*	_____	4	McMinn	_____	1	Union*	_____	1
Cumberland*	_____	5	Monroe*	_____	1	Van Buren*	_____	1
Davidson*	_____	15	Montgomery	_____	3	Washington*	_____	3
Franklin	_____	2	Morgan*	_____	1	Weakley	_____	1
Gibson	_____	1	Obion	_____	1	White	_____	1
Giles	_____	1	Pickett*	_____	1			
Grainger*	_____	1	Polk*	_____	2	TOTAL	_____	197

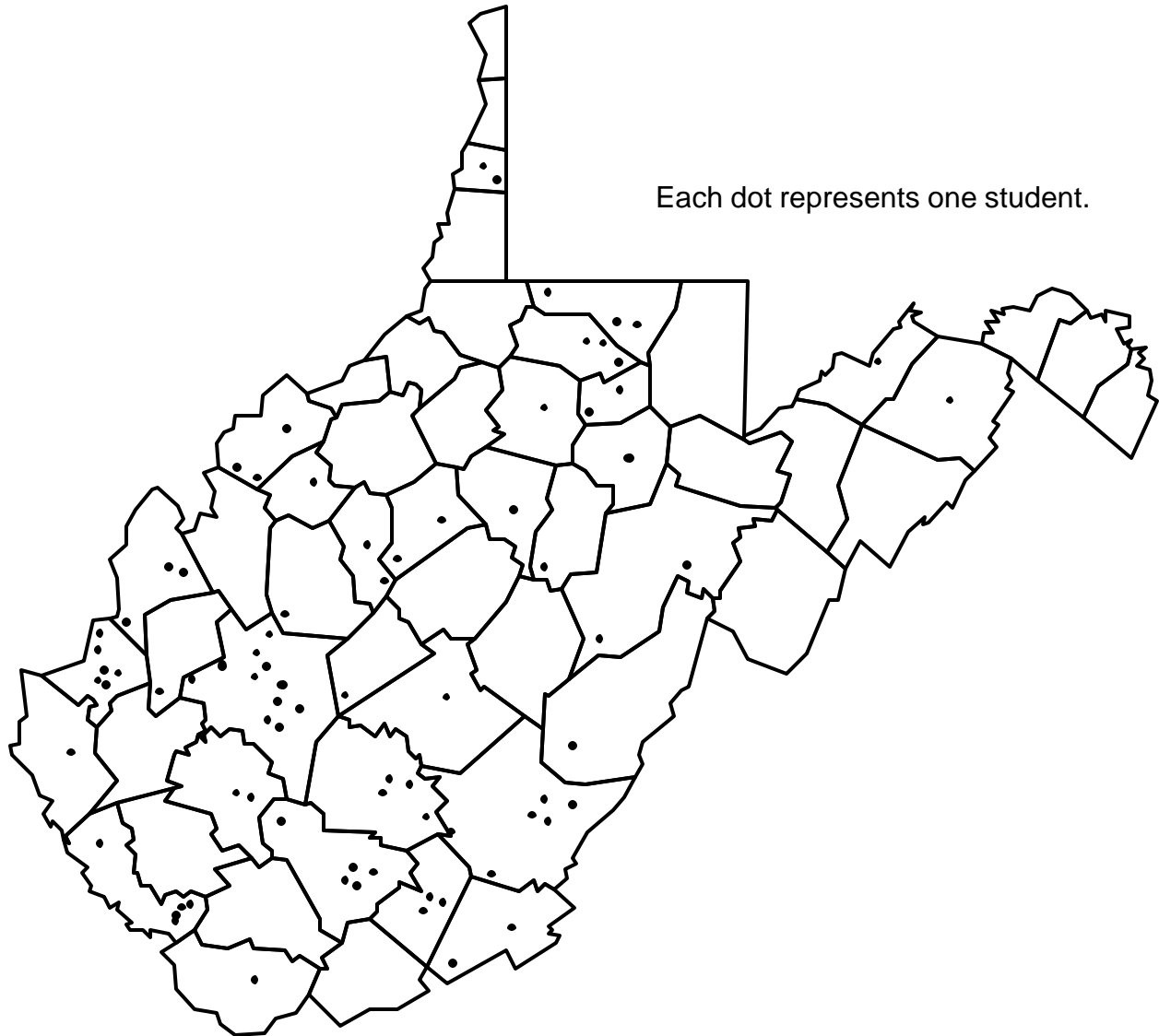
VIRGINIA

Each dot represents one student.



Augusta*	_____	2	Floyd*	_____	2	Rockingham*	_____	3
Bedford City*	_____	1	Giles*	_____	1	Russell*	_____	5
Bland*	_____	2	Isle of Wight	_____	1	Scott*	_____	4
Botetourt*	_____	1	Lee*	_____	8	Smyth*	_____	4
Bristol City*	_____	3	Montgomery*	_____	2	Tazewell*	_____	2
Buchanan*	_____	11	Nelson*	_____	2	Virginia Beach City	___	1
Carroll*	_____	1	Page*	_____	2	Washington*	_____	1
Chesterfield	_____	1	Roanoke City*	_____	1	Wise*	_____	5
Dickenson*	_____	1	Rockbridge*	_____	1	TOTAL	_____	68

WEST VIRGINIA



Barbour*	_____	1	Lewis*	_____	1	Putnam*	_____	1
Boone*	_____	2	Marion*	_____	3	Raleigh*	_____	5
Cabell*	_____	6	Mason*	_____	3	Randolph*	_____	2
Calhoun*	_____	2	McDowell*	_____	1	Roane*	_____	1
Clay*	_____	1	Mineral*	_____	1	Summers*	_____	3
Fayette*	_____	4	Mingo*	_____	5	Taylor*	_____	2
Gilmer*	_____	2	Monongalia*	_____	3	Upshur*	_____	1
Greenbrier*	_____	6	Monroe*	_____	2	Wayne*	_____	1
Hampshire*	_____	1	Nicholas	_____	1	Wirt*	_____	1
Harrison*	_____	1	Ohio	_____	2	Wood*	_____	3
Kanawha*	_____	11	Pocahontas*	_____	1	TOTAL	_____	80

*Denotes In-Territory county.

State/County Breakdown: Out-of-Territory States

<p style="text-align: center;">Arizona <i>Breakdown by County</i></p> <p>Maricopa _____ 3</p>	<p style="text-align: center;">Hawaii <i>Breakdown by County</i></p> <p>Honolulu _____ 1</p>	<p style="text-align: center;">Iowa <i>Breakdown by County</i></p> <p>Polk _____ 1</p> <p>Scott _____ 1</p> <p style="text-align: right;">Total _____ 2</p>
<p style="text-align: center;">California <i>Breakdown by County</i></p> <p>Los Angeles _____ 1</p> <p>Monterey _____ 1</p> <p>Sacramento _____ 2</p> <p>San Bernardino _____ 1</p> <p style="text-align: right;">Total _____ 5</p>	<p style="text-align: center;">Illinois <i>Breakdown by County</i></p> <p>Champaign _____ 1</p> <p>Clark _____ 1</p> <p>Du Page _____ 1</p> <p>Macoupin _____ 1</p> <p>Sangamon _____ 1</p> <p>White _____ 2</p> <p style="text-align: right;">Total _____ 7</p>	<p style="text-align: center;">Kansas <i>Breakdown by County</i></p> <p>Douglas _____ 2</p> <p>Jackson _____ 1</p> <p>Saline _____ 1</p> <p style="text-align: right;">Total _____ 4</p>
<p style="text-align: center;">Colorado <i>Breakdown by County</i></p> <p>Arapahoe _____ 1</p> <p>Rio Grande _____ 1</p> <p style="text-align: right;">Total _____ 2</p>	<p style="text-align: center;">Indiana <i>Breakdown by County</i></p> <p>Clark _____ 1</p> <p>Dubois _____ 1</p> <p>Elkhart _____ 1</p> <p>Greene _____ 1</p> <p>Henry _____ 1</p> <p>Jackson _____ 1</p> <p>Jasper _____ 1</p> <p>Jefferson _____ 2</p> <p>Lake _____ 1</p> <p>Marion _____ 4</p> <p>Shelby _____ 3</p> <p>Spencer _____ 1</p> <p>Vanderburgh _____ 1</p> <p style="text-align: right;">Total _____ 19</p>	<p style="text-align: center;">Louisiana <i>Breakdown by County</i></p> <p>Jefferson _____ 1</p> <p>Vernon _____ 1</p> <p style="text-align: right;">Total _____ 2</p>
<p style="text-align: center;">Connecticut <i>Breakdown by County</i></p> <p>Hartford _____ 1</p>		<p style="text-align: center;">Maine <i>Breakdown by County</i></p> <p>Androscoggin _____ 1</p> <p>Aroostook _____ 1</p> <p>Cumberland _____ 1</p> <p>Kennebec _____ 1</p> <p style="text-align: right;">Total _____ 4</p>
<p style="text-align: center;">Florida <i>Breakdown by County</i></p> <p>Dade _____ 1</p> <p>Highlands _____ 1</p> <p>Leon _____ 1</p> <p>Okaloosa _____ 1</p> <p>Palm Beach _____ 1</p> <p>Polk _____ 1</p> <p>Sarasota _____ 1</p> <p style="text-align: right;">Total _____ 7</p>		<p style="text-align: center;">Maryland <i>Breakdown by County</i></p> <p>Cecil _____ 1</p> <p>Howard _____ 1</p> <p>Montgomery _____ 1</p> <p style="text-align: right;">Total _____ 3</p>

State/County Breakdown: Out-of-Territory States

<p style="text-align: center;">Massachusetts <i>Breakdown by County</i></p> <p>Berkshire _____ 2</p> <p>Middlesex _____ 1</p> <p style="text-align: right;">Total _____ 3</p>	<p style="text-align: center;">Montana <i>Breakdown by County</i></p> <p>Carter _____ 1</p>	<p style="text-align: center;">Pennsylvania <i>Breakdown by County</i></p> <p>Armstrong _____ 2</p> <p>Beaver _____ 1</p> <p>Bradford _____ 2</p> <p>Erie _____ 1</p> <p>Greene _____ 2</p> <p>Jefferson _____ 1</p> <p>Somerset _____ 3</p> <p>Tioga _____ 1</p> <p>Washington _____ 1</p> <p style="text-align: right;">Total _____ 14</p>
<p style="text-align: center;">Michigan <i>Breakdown by County</i></p> <p>Cass _____ 2</p> <p>Ingham _____ 1</p> <p>Livingston _____ 1</p> <p>Muskegon _____ 2</p> <p>Oakland _____ 1</p> <p>Ottawa _____ 1</p> <p>Wayne _____ 1</p> <p style="text-align: right;">Total _____ 9</p>	<p style="text-align: center;">Nebraska <i>Breakdown by County</i></p> <p>Douglas _____ 1</p>	
	<p style="text-align: center;">New Hampshire <i>Breakdown by County</i></p> <p>Carroll _____ 1</p> <p>Hillsborough _____ 1</p> <p>Rockingham _____ 1</p> <p style="text-align: right;">Total _____ 3</p>	
	<p style="text-align: center;">New Jersey <i>Breakdown by County</i></p> <p>Passaic _____ 1</p> <p>Union _____ 1</p> <p style="text-align: right;">Total _____ 2</p>	<p style="text-align: center;">South Dakota <i>Breakdown by County</i></p> <p>Minnehaha _____ 1</p>
<p style="text-align: center;">Mississippi <i>Breakdown by County</i></p> <p>Lowndes _____ 1</p> <p>Pontotoc _____ 1</p> <p>Rankin _____ 1</p> <p style="text-align: right;">Total _____ 3</p>	<p style="text-align: center;">New York <i>Breakdown by County</i></p> <p>Erie _____ 1</p> <p>Genesee _____ 1</p> <p>Lewis _____ 1</p> <p>Oneida _____ 1</p> <p style="text-align: right;">Total _____ 4</p>	<p style="text-align: center;">Texas <i>Breakdown by County</i></p> <p>Archer _____ 1</p> <p>Eastland _____ 1</p> <p>Harris _____ 3</p> <p>Rusk _____ 1</p> <p>Travis _____ 1</p> <p style="text-align: right;">Total _____ 7</p>
<p style="text-align: center;">Missouri <i>Breakdown by County</i></p> <p>Adair _____ 1</p> <p>Cape Girardeau _____ 1</p> <p>Christian _____ 1</p> <p>Taney _____ 1</p> <p>Warren _____ 1</p> <p style="text-align: right;">Total _____ 5</p>	<p style="text-align: center;">Oregon <i>Breakdown by County</i></p> <p>Clackamas _____ 1</p> <p>Multnomah _____ 1</p> <p style="text-align: right;">Total _____ 2</p>	<p style="text-align: center;">Utah <i>Breakdown by County</i></p> <p>Davis _____ 1</p> <p>Weber _____ 1</p> <p style="text-align: right;">Total _____ 2</p>

State/County Breakdown: Out-of-Territory States

Vermont

Breakdown by County

Washington _____ 1

Washington

Breakdown by County

King _____ 1

Kittitas _____ 1

Pend Oreille _____ 1

 Total _____ 3

Wisconsin

Breakdown by County

Price _____ 1

Waukesha _____ 1

 Total _____ 2

2003 Entering Freshmen (396)

State/County Breakdown

Alabama			Kentucky			Kentucky, continued		
<i>Breakdown by County</i>			<i>Breakdown by County</i>			<i>Breakdown by County</i>		
Cullman*	_____	1	Adair*	_____	1	Jackson*	_____	2
Jefferson*	_____	19	Anderson*	_____	1	Jefferson*	_____	11
Limestone*	_____	1	Bell*	_____	2	Johnson*	_____	1
Madison*	_____	1	Boone*	_____	2	Kenton*	_____	1
Marshall*	_____	1	Bourbon*	_____	1	Knott*	_____	1
Morgan*	_____	3	Boyd*	_____	2	Knox*	_____	1
Shelby*	_____	1	Boyle*	_____	3	Laurel*	_____	4
Total	_____	27	Breathitt*	_____	1	Lawrence*	_____	3
			Caldwell*	_____	1	Logan*	_____	1
			Calloway*	_____	1	Madison*	_____	18
			Carroll*	_____	1	McCracken*	_____	2
			Carter*	_____	2	McCreary*	_____	2
			Christian*	_____	2	Meade*	_____	2
			Clark*	_____	1	Metcalfe*	_____	1
			Clay*	_____	1	Montgomery*	_____	3
			Clinton*	_____	1	Morgan*	_____	1
			Crittenden*	_____	1	Nelson*	_____	2
			Cumberland*	_____	1	Ohio*	_____	1
			Daviess*	_____	3	Pike*	_____	2
			Fayette*	_____	4	Pulaski*	_____	1
			Franklin*	_____	1	Scott*	_____	3
			Fulton*	_____	1	Shelby*	_____	1
			Garrard*	_____	4	Simpson*	_____	2
			Grant*	_____	1	Spencer*	_____	2
			Graves*	_____	1	Trigg*	_____	3
			Greenup*	_____	1	Trimble*	_____	2
			Hardin*	_____	2	Washington*	_____	1
			Harlan*	_____	1	Wayne*	_____	3
			Harrison*	_____	1	Whitley*	_____	1
			Henry*	_____	2	Woodford*	_____	2
			Hopkins*	_____	3	Total	_____	130

*Denotes In-Territory county.

2003 Entering Freshmen (396)

State/County Breakdown

<p>Louisiana <i>Breakdown by County</i></p>			<p>New Jersey <i>Breakdown by County</i></p>			<p>Ohio, continued <i>Breakdown by County</i></p>				
Jefferson	_____	1	Passaic	_____	1	Fayette	_____	1		
			Union	_____	1	Greene	_____	2		
			Total	_____	2	Guernsey	_____	1		
<p>Maryland <i>Breakdown by County</i></p>			<p>North Carolina <i>Breakdown by County</i></p>			<p>Hamilton*</p>			_____	12
Cecil	_____	1	Anson	_____	1	Hardin	_____	1		
Howard	_____	1	Ashe*	_____	1	Highland*	_____	3		
Total	_____	2	Avery*	_____	1	Lawrence*	_____	1		
<p>Massachusetts <i>Breakdown by County</i></p>			<p>Buncombe*</p>			_____	2	Lorain	_____	6
Middlesex	_____	1	Catawba	_____	2	Medina	_____	1		
<p>Michigan <i>Breakdown by County</i></p>			<p>Cleveland</p>			_____	2	Montgomery	_____	1
Cass	_____	1	Haywood*	_____	3	Morgan*	_____	1		
Muskegon	_____	1	Jackson*	_____	1	Muskingum	_____	3		
Total	_____	2	Madison*	_____	1	Preble	_____	1		
<p>Mississippi <i>Breakdown by County</i></p>			<p>McDowell*</p>			_____	1	Ross*	_____	1
Pontotoc	_____	1	Mecklenburg*	_____	1	Shelby	_____	1		
<p>Missouri <i>Breakdown by County</i></p>			<p>Moore</p>			_____	1	Warren	_____	3
			Rutherford*	_____	1	Total	_____	48		
			Transylvania*	_____	1	Pennsylvania				
			Union	_____	1	<i>Breakdown by County</i>				
			Yadkin	_____	1	Bradford	_____	1		
Total	_____	2	Total	_____	21	Somerset	_____	2		
<p>Montana <i>Breakdown by County</i></p>			<p>Ohio <i>Breakdown By County</i></p>			<p>Washington</p>			_____	1
Carter	_____	1	Adams*	_____	1	Total	_____	4		
<p>New Hampshire <i>Breakdown by County</i></p>			<p>Athens*</p>			_____	3	South Carolina		
Carroll	_____	1	Brown*	_____	2	<i>Breakdown by County</i>				
Rockingham	_____	1	Clark	_____	1	Greenville*	_____	1		
Total	_____	2	Coshocton	_____	1	Oconee*	_____	2		
			Delaware	_____	1	Pickens*	_____	1		
						Spartanburg*	_____	2		
						Total	_____	6		

*Denotes In-Territory county.

2003 Entering Freshmen (396)

State/County Breakdown

Tennessee <i>Breakdown by County</i>		Tennessee, continued <i>Breakdown by County</i>		Virginia, continued <i>Breakdown by County</i>	
Anderson*	_____ 4	Smith*	_____ 1	Rockingham*	_____ 3
Blount*	_____ 2	Sullivan*	_____ 2	Scott*	_____ 1
Campbell*	_____ 3	Washington*	_____ 1	Smyth*	_____ 1
Carter*	_____ 1	Weakley	_____ 1	Tazewell*	_____ 2
Claiborne*	_____ 3	Total	_____ 59	Total	_____ 20
Cocke*	_____ 2	Texas <i>Breakdown by County</i>		Washington <i>Breakdown by County</i>	
Cumberland*	_____ 1	Archer	_____ 1	King	_____ 1
Davidson*	_____ 4	Harris	_____ 1	West Virginia <i>Breakdown by County</i>	
Franklin	_____ 1	Total	_____ 2	Boone*	_____ 1
Giles	_____ 1	Utah <i>Breakdown by County</i>		Cabell*	_____ 2
Grainger*	_____ 1	Weber	_____ 1	Calhoun*	_____ 1
Greene*	_____ 2	Virginia <i>Breakdown by County</i>		Fayette*	_____ 1
Hamblen*	_____ 3	Augusta*	_____ 1	Greenbrier*	_____ 1
Hamilton*	_____ 4	Bland*	_____ 1	Kanawha*	_____ 3
Hawkins*	_____ 4	Botetourt*	_____ 1	Marion*	_____ 1
Jefferson*	_____ 1	Buchanan*	_____ 3	Raleigh*	_____ 2
Knox*	_____ 6	Floyd*	_____ 1	Upshur*	_____ 1
Loudon*	_____ 2	Lee*	_____ 3	Wayne*	_____ 1
Pickett*	_____ 1	Montgomery*	_____ 1	Total	_____ 14
Polk*	_____ 2	Roanoke City*	_____ 1		
Roane*	_____ 1	Rockbridge*	_____ 1		
Rutherford	_____ 1				
Scott*	_____ 1				
Sevier*	_____ 2				
Shelby	_____ 1				

*Denotes In-Territory county.