

Berea College



2004 Geographical Report

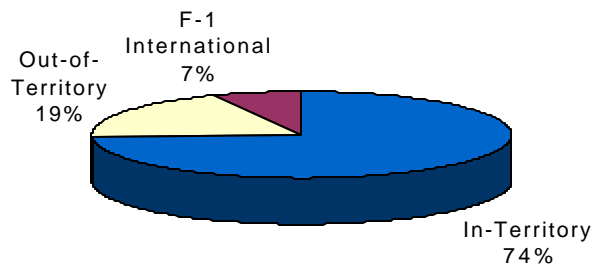
Office of Institutional Research and Assessment

FALL 2004 DEGREE-SEEKING STUDENT ENROLLMENT GEOGRAPHIC DISTRIBUTION BY TERRITORY

TOTAL HEADCOUNT ENROLLMENT	1,556
Degree-Seeking Students	(1,514)
Non-Degree-Seeking Students	(42)

Degree-Seeking Students by:			
In-Territory	Out-of-Territory	F-1 International	Total
1,112 (74%)	292 (19%)	110 (7%)	1,514 (100%)

Degree-Seeking Students by Territory:



NOTE: The category "F-1 International" does not include all students who come to the College from other countries or with substantial international experience. For example, "permanent residents" who may be asylees or refugees are counted as "In-Territory" or "Out-of-Territory" rather than "F-1 International" depending on residence at the time of application. These students are eligible for federal financial aid that F-1 International students cannot legally receive. In Fall 2004, forty-seven (47) Berea College students were designated as "permanent residents."

Non-Degree-Seeking Students by Category:	
Berea Community School	23
Employee	7
Madison Southern High School	1
Community (Special)	5
Post-Graduate	0
Transient/Exchange	<u>6</u>
Subtotal	42

TOTAL STATES, TERRITORIES, AND COUNTRIES REPRESENTED: FALL 2004 ENROLLMENT

- 40 different states and Washington D.C.
- 1 U.S. Territory (Puerto Rico)
- 71 countries other than the U.S.

DEFINITIONS OF TERRITORY CATEGORIES

Berea College students are characterized by one of three "geographical" categories. They are:

- *In-Territory*: Students who come from much of the Appalachian region and all of Kentucky within the white area in the map below. Beginning with the entering class of 2000, In-Territory also includes permanent residents (a non-citizen who has formally established residency in the U.S.) and refugees who reside in the territory.
- *Out-of-Territory*: Students who come from outside the In-Territory area, including U.S. Citizens living in foreign countries. Out-of-Territory also includes permanent residents (a non-citizen who has formally established residency in the U.S.) and refugees who reside out of the territory.
- *F-1 International*: Students who are not U.S. Citizens, permanent residents, or refugees.



STUDENTS ENROLLED FROM THE UNITED STATES AND/OR ITS TERRITORIES

	In-Territory	Out-of-Territory*	International	Total
Alabama	90	6	0	96
Arizona	0	3	0	3
California	0	2	0	2
Colorado	0	1	0	1
Connecticut	0	1	0	1
District Of Columbia	0	1	0	1
Florida	0	5	0	5
Georgia	14	33	0	47
Hawaii	0	1	0	1
Idaho	0	1	0	1
Illinois	0	11	0	11
Indiana	0	16	0	16
Iowa	0	1	0	1
Kansas	0	5	0	5
Kentucky	547	0	0	547
Louisiana	0	1	0	1
Maine	0	3	0	3
Maryland	0	4	0	4
Massachusetts	0	3	0	3
Michigan	0	10	0	10
Mississippi	0	4	0	4
Missouri	0	9	0	9
Montana	0	1	0	1
Nebraska	0	1	0	1
New Hampshire	0	4	0	4
New Jersey	0	2	0	2

*Includes Permanent Residents who may be living In-Territory.

STUDENTS ENROLLED FROM THE UNITED STATES AND/OR ITS TERRITORIES

	In-Territory	Out-of-Territory*	International	Total
New York	0	5	0	5
North Carolina	56	20	0	76
Ohio	96	56	0	152
Oklahoma	0	1	0	1
Oregon	0	3	0	3
Pennsylvania	0	11	0	11
Puerto Rico	0	1	0	1
South Carolina	45	7	0	52
South Dakota	0	1	0	1
Tennessee	155	26	0	181
Texas	0	7	0	7
Utah	0	4	0	4
Vermont	0	2	0	2
Virginia	50	6	0	56
Washington	0	1	0	1
West Virginia	59	3	0	62
TOTALS	1112	283	0	1395

*Includes Permanent Residents who may be living In-Territory.

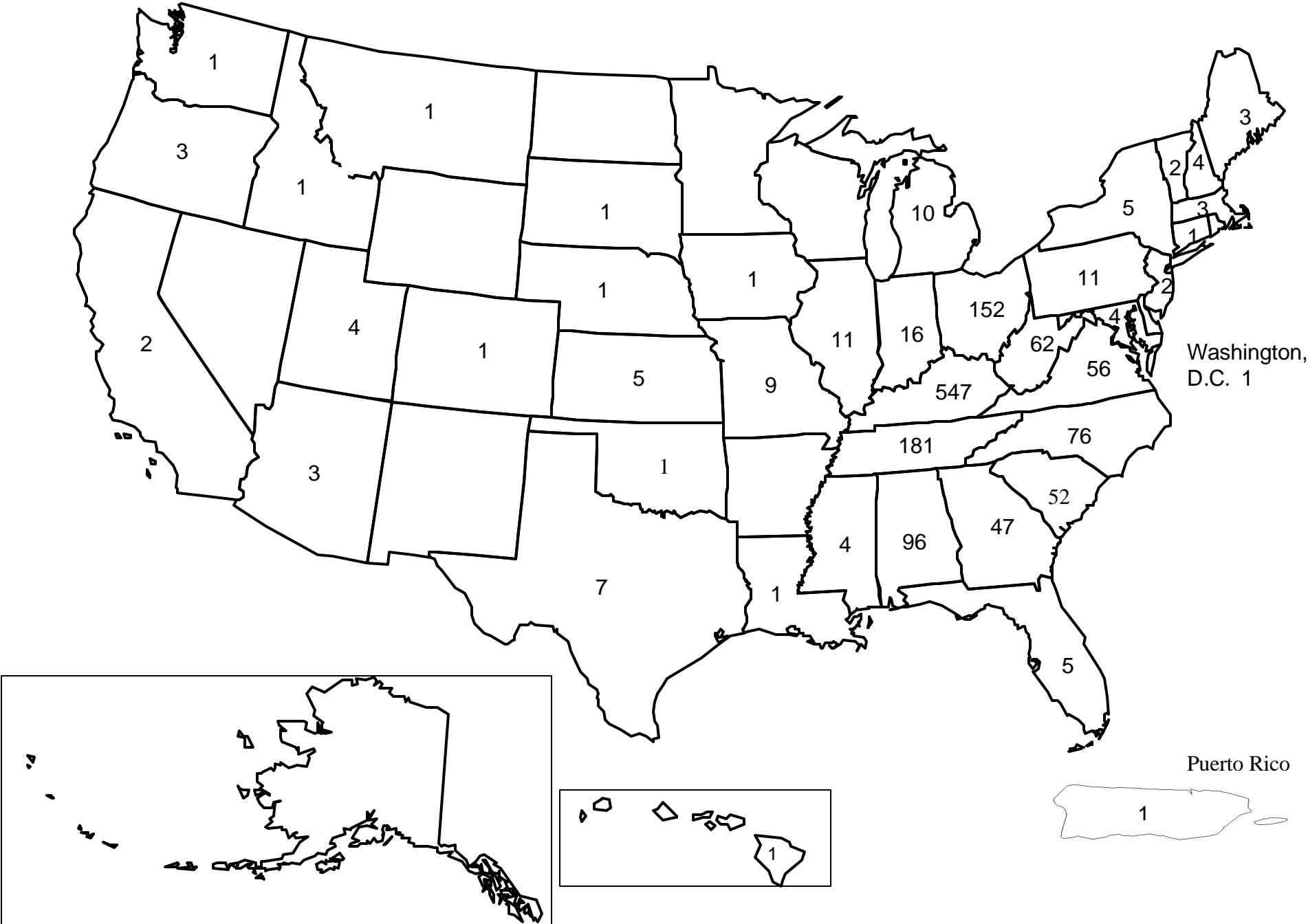
STUDENTS ENROLLED FROM OUTSIDE THE UNITED STATES AND/OR ITS TERRITORIES

	Out-of-Territory	International	Total
Afghanistan	0	1	1
Albania	0	1	1
Antigua & Barbuda	0	1	1
Armed Forces -- Europe	1	0	1
Armenia	0	1	1
Azerbaijan	0	1	1
Bangladesh	0	1	1
Bhutan	0	1	1
Bosnia & Hercegovina	0	1	1
Brazil	0	2	2
Bulgaria	1	4	5
Cameroon	0	1	1
Ecuador	1	1	2
Ethiopia	0	1	1
Gabon	0	1	1
Georgia	0	1	1
Germany	1	0	1
Ghana	0	3	3
Guinea	0	1	1
Haiti	1	0	1
Honduras	0	1	1
India	1	1	2
Indonesia	0	1	1
Iran	0	1	1
Israel	1	1	2
Jamaica	0	1	1
Japan	1	0	1
Kampuchea (cambodia)	0	1	1
Kazakhstan	0	1	1
Kenya	0	3	3
Kyrgyzstan	0	2	2
Latvia	0	1	1
Lesotho	0	1	1
Liberia	0	4	4
Lithuania	0	1	1
Macedonia	0	2	2
Malaysia	0	2	2
Mauritius	0	1	1
Moldova	0	1	1
Mongolia	0	1	1
Myanmar	0	5	5
Namibia	0	1	1
Nepal	0	5	5
Nigeria	0	2	2

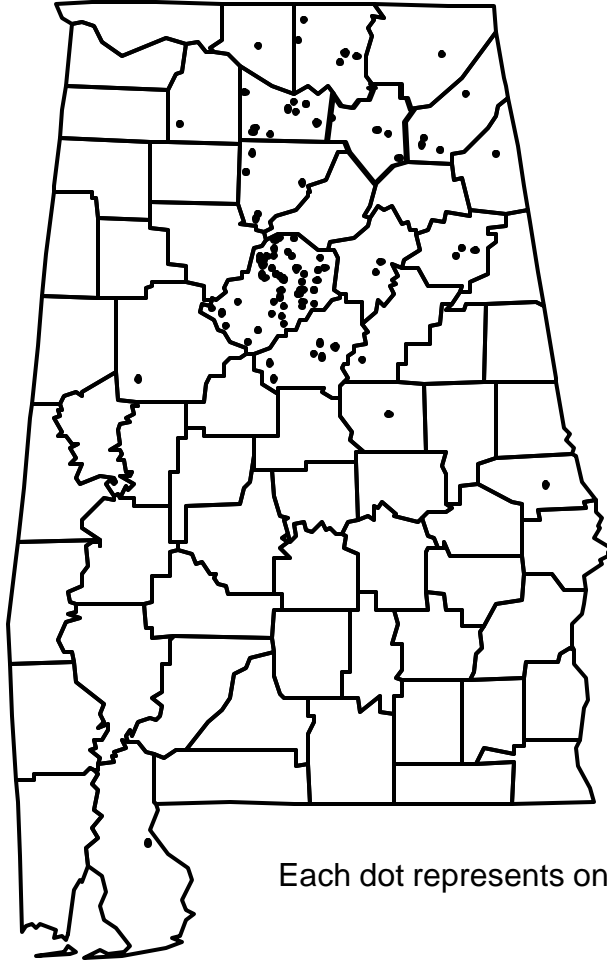
STUDENTS ENROLLED FROM OUTSIDE THE UNITED STATES AND/OR ITS TERRITORIES

	Out-of-Territory	International	Total
People's Rep. Of China	0	3	3
Peru	0	1	1
Poland	0	1	1
Romania	0	1	1
Russia	0	3	3
Senegal	0	1	1
Sierra	0	1	1
Sierra Leone	0	1	1
Slovak	0	1	1
Sri Lanka	0	1	1
Sudan	0	2	2
Swaziland	0	1	1
Sweden	0	1	1
Taiwan	0	1	1
Tajikistan	0	1	1
The Gambia	0	1	1
Tibet, The	0	4	4
Tibet, The Former	0	5	5
Trinidad & Tobago	1	1	2
Turkey	0	1	1
Uganda	0	2	2
Ukraine	0	3	3
Uruguay	0	1	1
Uzbekistan	0	3	3
Yugoslavia	0	2	2
Zambia	0	1	1
Zimbabwe	0	3	3
TOTALS	9	110	119

2004 Fall Enrollment From the United States and Puerto Rico



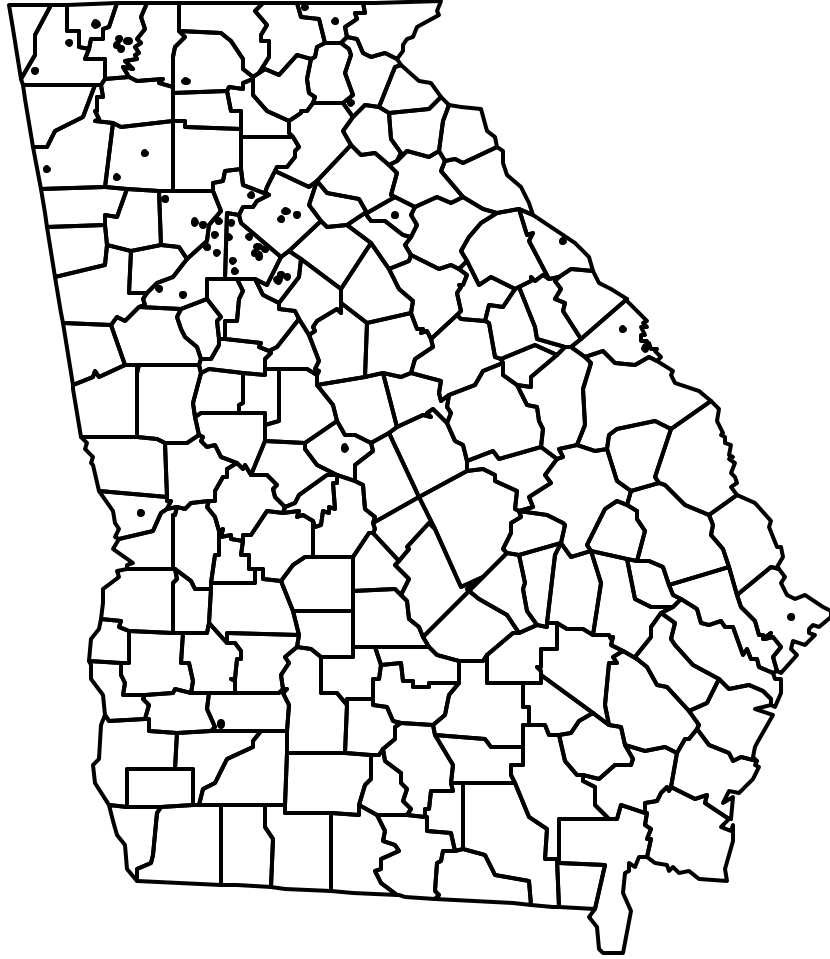
ALABAMA



Each dot represents one student.

Baldwin	_____	1	Jackson*	_____	1	Marshall*	_____	4
Calhoun*	_____	3	Jefferson*	_____	49	Morgan*	_____	9
Cherokee*	_____	1	Lawrence	_____	1	Saint Clair*	_____	2
Coosa	_____	1	Lee	_____	1	Shelby*	_____	6
Cullman*	_____	5	Limestone*	_____	1	Talladega*	_____	1
De Kalb*	_____	4	Madison*	_____	5	Tuscaloosa	_____	1
			TOTAL				_____	96

GEORGIA

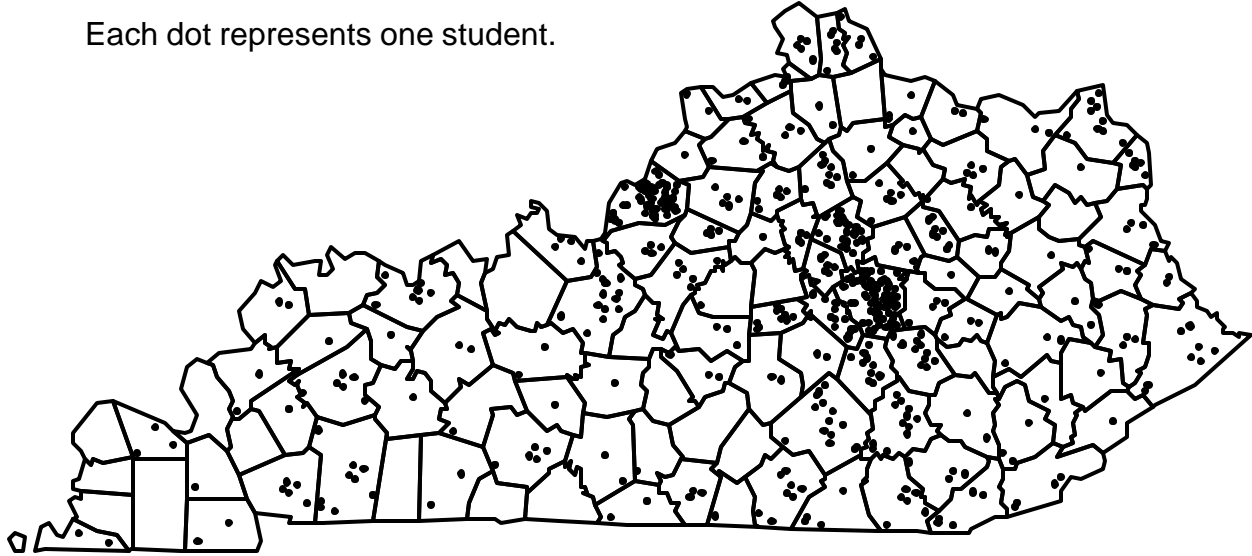


Each dot represents one student.

Bartow*	_____	2	Dougherty	_____	1	Muscogee	_____	1
Bibb	_____	1	Floyd*	_____	1	Richmond	_____	2
Catoosa*	_____	1	Fulton	_____	7	Rockdale	_____	3
Chatham	_____	1	Gilmer*	_____	1	Towns*	_____	2
Clarke	_____	1	Gwinnett	_____	3	Walker*	_____	2
Cobb	_____	3	Habersham*	_____	1	Whitfield*	_____	4
De Kalb	_____	9	Lincoln	_____	1	TOTAL	_____	47

KENTUCKY

Each dot represents one student.



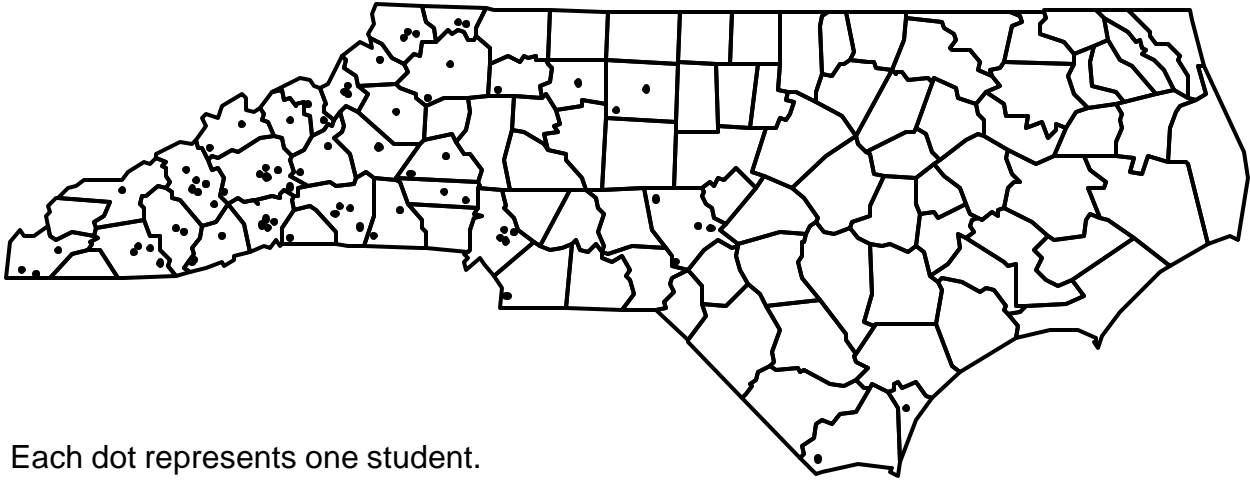
Anderson*	_____	1	Christian*	_____	9	Greenup*	_____	9
Barren*	_____	2	Clark*	_____	4	Hardin*	_____	16
Bath*	_____	2	Clay*	_____	2	Harlan*	_____	4
Bell*	_____	5	Clinton*	_____	1	Harrison*	_____	2
Boone*	_____	5	Crittenden*	_____	2	Hart*	_____	1
Bourbon*	_____	6	Cumberland*	_____	3	Henry*	_____	3
Boyd*	_____	6	Daviess*	_____	7	Hopkins*	_____	6
Boyle*	_____	10	Edmonson*	_____	1	Jackson*	_____	12
Bracken*	_____	3	Estill*	_____	4	Jefferson*	_____	57
Breathitt*	_____	3	Fayette*	_____	28	Jessamine*	_____	6
Bullitt*	_____	4	Fleming*	_____	4	Johnson*	_____	3
Butler*	_____	1	Floyd*	_____	4	Kenton*	_____	6
Caldwell*	_____	1	Franklin*	_____	6	Knott*	_____	1
Calloway*	_____	2	Fulton*	_____	2	Knox*	_____	4
Campbell*	_____	4	Gallatin*	_____	3	Laurel*	_____	12
Carroll*	_____	2	Garrard*	_____	15	Lawrence*	_____	4
Carter*	_____	4	Grant*	_____	2	Lee*	_____	3
Casey*	_____	2	Grayson*	_____	2	Leslie*	_____	3

*Denotes In-Territory county.

KENTUCKY

Letcher	_____	1	Montgomery*	_____	8	Taylor*	_____	3
Lewis*	_____	3	Morgan*	_____	1	Trigg*	_____	5
Lincoln*	_____	2	Muhlenberg*	_____	1	Trimble*	_____	2
Logan*	_____	2	Nelson*	_____	6	Union*	_____	2
Madison*	_____	83	Ohio*	_____	2	Warren*	_____	5
Magoffin*	_____	2	Oldham*	_____	1	Washington*	_____	1
Marion*	_____	3	Owen*	_____	4	Wayne*	_____	8
Marshall*	_____	1	Perry*	_____	1	Webster*	_____	1
Martin	_____	2	Pike*	_____	8	Whitley*	_____	6
Mason*	_____	2	Powell*	_____	1	Wolfe*	_____	1
McCracken*	_____	3	Pulaski*	_____	14	Woodford*	_____	4
McCreary*	_____	4	Robertson*	_____	1	Total	_____	547
McLean*	_____	1	Rockcastle*	_____	10			
Meade*	_____	4	Rowan*	_____	1			
Menifee*	_____	2	Scott*	_____	9			
Metcalfe*	_____	1	Shelby*	_____	5			
Monroe*	_____	2	Spencer*	_____	4			

NORTH CAROLINA



Each dot represents one student.

Alleghany*	_____	3	Guilford	_____	2	New Hanover	_____	1
Ashe*	_____	3	Haywood*	_____	6	Polk*	_____	1
Avery*	_____	3	Henderson*	_____	4	Rutherford*	_____	4
Brunswick	_____	1	Jackson*	_____	2	Swain*	_____	1
Buncombe*	_____	6	Lincoln	_____	2	Transylvania*	_____	3
Burke*	_____	1	Macon*	_____	4	Union	_____	1
Caldwell*	_____	1	Madison*	_____	2	Watauga*	_____	1
Catawba	_____	2	McDowell*	_____	2	Wilkes*	_____	2
Cherokee*	_____	3	Mecklenburg	_____	4	Yadkin	_____	1
Cleveland	_____	2	Mitchell*	_____	2	Yancey*	_____	1
Forsyth	_____	1	Moore	_____	4	TOTAL	_____	76

*Denotes In-Territory county.

O H I O

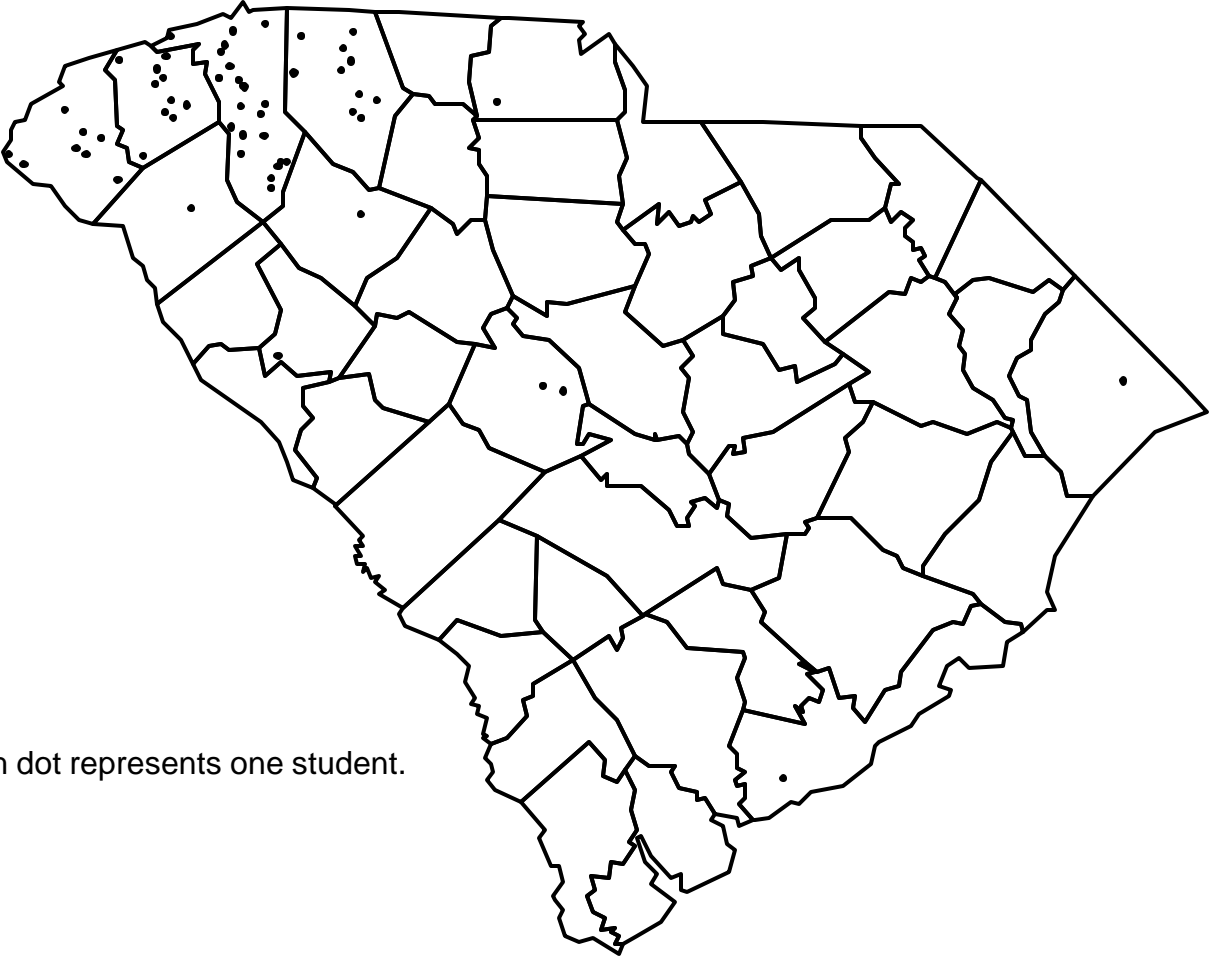


Each dot represents one student.

Adams*	_____	3	Geauga	_____	1	Muskingum	_____	4
Ashland	_____	1	Greene	_____	3	Pickaway	_____	4
Athens*	_____	4	Guernsey	_____	1	Pike*	_____	1
Brown*	_____	9	Hamilton*	_____	40	Portage	_____	1
Butler	_____	1	Hardin	_____	1	Preble	_____	1
Clark	_____	2	Highland*	_____	7	Ross*	_____	4
Clermont*	_____	13	Hocking*	_____	1	Scioto*	_____	4
Clinton	_____	1	Jackson*	_____	1	Shelby	_____	3
Columbiana	_____	1	Lawrence*	_____	4	Stark	_____	1
Coshocton	_____	2	Lorain	_____	13	Warren	_____	5
Cuyahoga	_____	2	Medina	_____	1	TOTAL	_____	152
Delaware	_____	1	Meigs*	_____	1			
Franklin	_____	3	Montgomery	_____	3			
Gallia*	_____	2	Morgan*	_____	2			

*Denotes In-Territory county

SOUTH CAROLINA

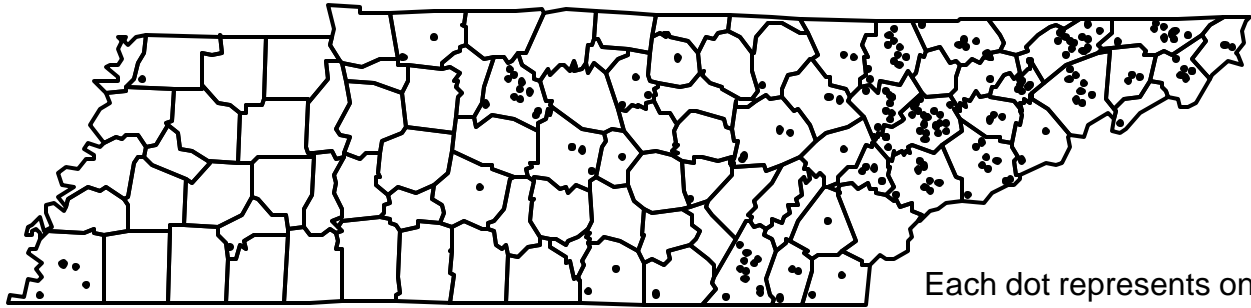


Each dot represents one student.

Anderson	_____	1	Horry	_____	1	Pickens*	_____	4
Charleston	_____	1	Laurens	_____	1	Spartanburg*	_____	10
Greenville*	_____	22	Lexington	_____	2	York	_____	1
Greenwood	_____	1	Oconee*	_____	8	TOTAL	_____	52

*Denotes In-Territory county.

TENNESSEE

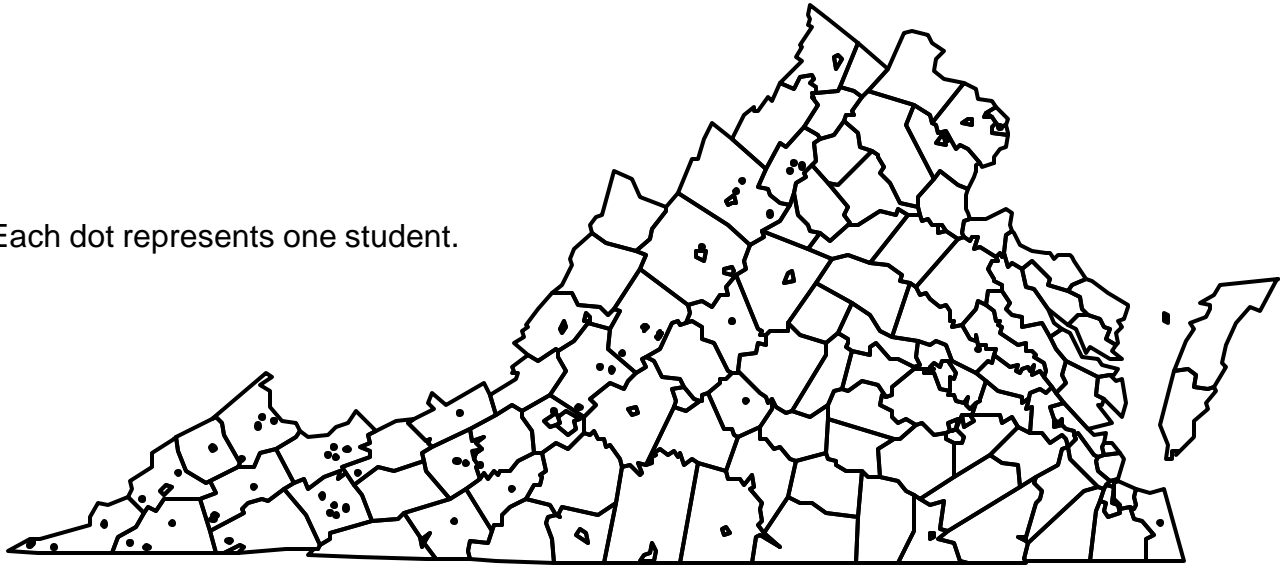


Each dot represents one student.

Anderson*	_____	10	Grainger*	_____	1	Morgan*	_____	2
Blount*	_____	8	Greene*	_____	8	Obion	_____	1
Bradley*	_____	3	Hamblen*	_____	8	Polk*	_____	2
Campbell*	_____	11	Hamilton*	_____	11	Roane*	_____	1
Cannon	_____	1	Hawkins*	_____	8	Rutherford	_____	3
Carter*	_____	5	Jackson*	_____	1	Scott*	_____	2
Chester	_____	1	Jefferson*	_____	3	Sevier*	_____	9
Claiborne*	_____	6	Johnson*	_____	2	Shelby	_____	4
Cocke*	_____	2	Knox*	_____	24	Smith*	_____	3
Cumberland*	_____	4	Loudon*	_____	4	Sullivan*	_____	9
Davidson	_____	11	Marion*	_____	1	Unicoi*	_____	1
Fentress*	_____	1	Maury	_____	1	Van Buren*	_____	1
Franklin	_____	2	McMinn*	_____	1	Washington*	_____	3
			Montgomery	_____	2	TOTAL	_____	181

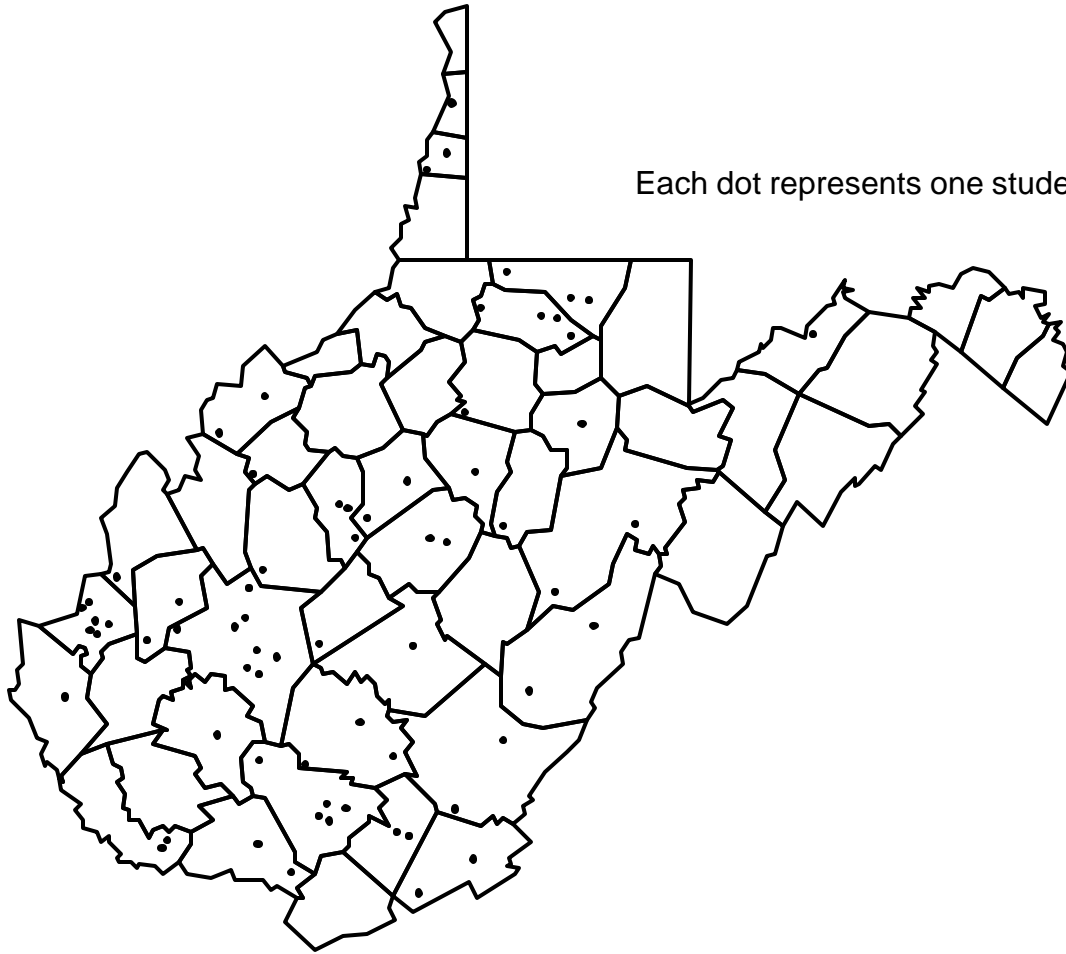
VIRGINIA

Each dot represents one student.



Alexandria City _____	1	Dickenson* _____	1	Rockbridge* _____	1
Appomattox _____	1	Floyd* _____	1	Rockingham* _____	3
Augusta* _____	1	Giles* _____	1	Russell* _____	3
Bedford City* _____	1	Hanover _____	1	Scott* _____	3
Bland* _____	1	Lee* _____	4	Smyth* _____	5
Botetourt* _____	3	Montgomery* _____	1	Tazewell* _____	4
Bristol City* _____	2	Nelson* _____	1	Virginia Beach City ____	1
Buchanan* _____	4	Page* _____	3	Washington* _____	1
Carroll* _____	1	Pulaski* _____	2	Wise* _____	2
Charlottesville City _____	2	Roanoke City* _____	1	TOTAL _____	56

WEST VIRGINIA



Barbour*	_____	1	Lewis*	_____	1	Raleigh*	_____	5
Boone*	_____	1	Marion*	_____	3	Randolph*	_____	2
Braxton*	_____	2	Mason*	_____	1	Roane*	_____	1
Brooke	_____	1	Mineral*	_____	1	Summers*	_____	2
Calhoun*	_____	3	Mingo*	_____	2	Upshur*	_____	1
Clay	_____	1	Monongalia*	_____	3	Wayne*	_____	1
Fayette*	_____	3	Monroe*	_____	2	Wirt*	_____	1
Gilmer*	_____	2	Nicholas	_____	1	Wood*	_____	2
Greenbrier*	_____	2	Ohio	_____	2	Wyoming*	_____	2
Harrison*	_____	1	Pocahontas*	_____	2	TOTAL	_____	62
Kanawha*	_____	8	Putnam*	_____	2			

*Denotes In-Territory county.

State/County Breakdown: Out-of-Territory States or US Territories

<p style="text-align: center;">Arizona <i>Breakdown by County</i></p> <p>Maricopa _____ 3</p>	<p style="text-align: center;">Illinois <i>Breakdown by County</i></p> <p>Champaign _____ 2</p> <p>Clark _____ 1</p> <p>Cook _____ 3</p> <p>Du Page _____ 1</p> <p>Macoupin _____ 1</p> <p>Union _____ 1</p> <p>White _____ 2</p> <p style="text-align: center;">Total _____ 11</p>	<p style="text-align: center;">Kansas <i>Breakdown by County</i></p> <p>Douglas _____ 2</p> <p>Jackson _____ 1</p> <p>Rice _____ 1</p> <p>Saline _____ 1</p> <p style="text-align: center;">Total _____ 5</p>
<p style="text-align: center;">California <i>Breakdown by County</i></p> <p>Sacramento _____ 1</p> <p>San Francisco _____ 1</p> <p style="text-align: center;">Total _____ 2</p>	<p style="text-align: center;">Indiana <i>Breakdown by County</i></p> <p>Dubois _____ 1</p> <p>Elkhart _____ 1</p> <p>Greene _____ 1</p> <p>Jackson _____ 1</p> <p>Jasper _____ 1</p> <p>Jefferson _____ 2</p> <p>Marion _____ 2</p> <p>Shelby _____ 3</p> <p>Spencer _____ 1</p> <p>Switzerland _____ 1</p> <p>Vanderburgh _____ 1</p> <p>Warrick _____ 1</p> <p style="text-align: center;">Total _____ 16</p>	<p style="text-align: center;">Louisiana <i>Breakdown by County</i></p> <p>Jefferson _____ 1</p>
<p style="text-align: center;">Colorado <i>Breakdown by County</i></p> <p>Arapahoe _____ 1</p>	<p style="text-align: center;">Connecticut <i>Breakdown by County</i></p> <p>Hartford _____ 1</p>	<p style="text-align: center;">Maine <i>Breakdown by County</i></p> <p>Cumberland _____ 1</p> <p>Kennebec _____ 1</p> <p>Penobscot _____ 1</p> <p style="text-align: center;">Total _____ 3</p>
<p style="text-align: center;">Florida <i>Breakdown by County</i></p> <p>Dade _____ 1</p> <p>Duval _____ 1</p> <p>Highlands _____ 1</p> <p>Okaloosa _____ 1</p> <p>Polk _____ 1</p> <p style="text-align: center;">Total _____ 5</p>	<p style="text-align: center;">Maryland <i>Breakdown by County</i></p> <p>Baltimore _____ 1</p> <p>Cecil _____ 1</p> <p>Howard _____ 1</p> <p>Somerset _____ 1</p> <p style="text-align: center;">Total _____ 4</p>	<p style="text-align: center;">Hawaii <i>Breakdown by County</i></p> <p>Honolulu _____ 1</p>
<p style="text-align: center;">Idaho <i>Breakdown by County</i></p> <p>Elmore _____ 1</p>	<p style="text-align: center;">Iowa <i>Breakdown by County</i></p> <p>Polk _____ 1</p>	<p style="text-align: center;">Massachusetts <i>Breakdown by County</i></p> <p>Berkshire _____ 2</p> <p>Middlesex _____ 1</p> <p style="text-align: center;">Total _____ 3</p>

State/County Breakdown:

Out-of-Territory States or US Territories

<p style="text-align: center;">Michigan <i>Breakdown by County</i></p> <p>Cass _____ 2</p> <p>Ingham _____ 1</p> <p>Lenawee _____ 1</p> <p>Livingston _____ 1</p> <p>Muskegon _____ 1</p> <p>Ottawa _____ 2</p> <p>Washtenaw _____ 1</p> <p>Wayne _____ 1</p> <p style="text-align: right;">Total _____ 10</p>	<p style="text-align: center;">Montana <i>Breakdown by County</i></p> <p>Carter _____ 1</p> <p style="text-align: center;">Nebraska <i>Breakdown by County</i></p> <p>Douglas _____ 1</p> <p style="text-align: center;">New Hampshire <i>Breakdown by County</i></p> <p>Carroll _____ 1</p> <p>Hillsborough _____ 2</p> <p>Rockingham _____ 1</p> <p style="text-align: right;">Total _____ 4</p>	<p style="text-align: center;">Oklahoma <i>Breakdown by County</i></p> <p>Payne _____ 1</p> <p style="text-align: center;">Oregon <i>Breakdown by County</i></p> <p>Clackamas _____ 1</p> <p>Josephine _____ 1</p> <p>Washington _____ 1</p> <p style="text-align: right;">Total _____ 3</p> <p style="text-align: center;">Pennsylvania <i>Breakdown by County</i></p> <p>Allegheny _____ 1</p> <p>Armstrong _____ 2</p> <p>Bradford _____ 1</p> <p>Cumberland _____ 1</p> <p>Greene _____ 1</p> <p>Indiana _____ 1</p> <p>Somerset _____ 2</p> <p>Tioga _____ 1</p> <p>Washington _____ 1</p> <p style="text-align: right;">Total _____ 11</p> <p style="text-align: center;">Puerto Rico <i>Breakdown by County</i></p> <p>San Juan _____ 1</p> <p style="text-align: center;">South Dakota <i>Breakdown by County</i></p> <p>Codington _____ 1</p>
<p style="text-align: center;">Mississippi <i>Breakdown by County</i></p> <p>De Soto _____ 1</p> <p>Pontotoc _____ 1</p> <p>Rankin _____ 2</p> <p style="text-align: right;">Total _____ 4</p>	<p style="text-align: center;">New Jersey <i>Breakdown by County</i></p> <p>Passaic _____ 1</p> <p>Union _____ 1</p> <p style="text-align: right;">Total _____ 2</p>	
<p style="text-align: center;">Missouri <i>Breakdown by County</i></p> <p>Adair _____ 1</p> <p>Bates _____ 1</p> <p>Cape Girardeau _____ 1</p> <p>Clay _____ 1</p> <p>Iron _____ 1</p> <p>Saint Louis _____ 1</p> <p>Scott _____ 1</p> <p>Taney _____ 1</p> <p>Warren _____ 1</p> <p style="text-align: right;">Total _____ 9</p>	<p style="text-align: center;">New York <i>Breakdown by County</i></p> <p>Erie _____ 1</p> <p>Genesee _____ 1</p> <p>Lewis _____ 1</p> <p>Oneida _____ 1</p> <p>Ulster _____ 1</p> <p style="text-align: right;">Total _____ 5</p>	

State/County Breakdown:

Out-of-Territory States or US Territories

Texas <i>Breakdown by County</i>	Utah <i>Breakdown by County</i>	Washington <i>Breakdown by County</i>																																																												
<table style="width: 100%; border-collapse: collapse;"> <tr><td style="width: 80%;">Archer</td><td style="width: 10%; text-align: center;">_____</td><td style="width: 10%; text-align: right;">1</td></tr> <tr><td>Bell</td><td style="text-align: center;">_____</td><td style="text-align: right;">1</td></tr> <tr><td>Harris</td><td style="text-align: center;">_____</td><td style="text-align: right;">2</td></tr> <tr><td>Kerr</td><td style="text-align: center;">_____</td><td style="text-align: right;">1</td></tr> <tr><td>Rusk</td><td style="text-align: center;">_____</td><td style="text-align: right;">1</td></tr> <tr><td>Travis</td><td style="text-align: center;">_____</td><td style="text-align: right;">1</td></tr> <tr><td>Total</td><td style="text-align: center;">_____</td><td style="text-align: right;">7</td></tr> </table>	Archer	_____	1	Bell	_____	1	Harris	_____	2	Kerr	_____	1	Rusk	_____	1	Travis	_____	1	Total	_____	7	<table style="width: 100%; border-collapse: collapse;"> <tr><td style="width: 80%;">Cache</td><td style="width: 10%; text-align: center;">_____</td><td style="width: 10%; text-align: right;">1</td></tr> <tr><td>Davis</td><td style="text-align: center;">_____</td><td style="text-align: right;">1</td></tr> <tr><td>Salt Lake Ciy</td><td style="text-align: center;">_____</td><td style="text-align: right;">1</td></tr> <tr><td>Weber</td><td style="text-align: center;">_____</td><td style="text-align: right;">1</td></tr> <tr><td>Total</td><td style="text-align: center;">_____</td><td style="text-align: right;">4</td></tr> </table> <table style="width: 100%; border-collapse: collapse;"> <tr><td colspan="3" style="text-align: center;">Vermont</td></tr> <tr><td colspan="3" style="text-align: center;"><i>Breakdown by County</i></td></tr> <tr><td style="width: 80%;">Caledonia</td><td style="width: 10%; text-align: center;">_____</td><td style="width: 10%; text-align: right;">1</td></tr> <tr><td>Orange</td><td style="text-align: center;">_____</td><td style="text-align: right;">1</td></tr> <tr><td>Total</td><td style="text-align: center;">_____</td><td style="text-align: right;">2</td></tr> </table>	Cache	_____	1	Davis	_____	1	Salt Lake Ciy	_____	1	Weber	_____	1	Total	_____	4	Vermont			<i>Breakdown by County</i>			Caledonia	_____	1	Orange	_____	1	Total	_____	2	<table style="width: 100%; border-collapse: collapse;"> <tr><td style="width: 80%;">King</td><td style="width: 10%; text-align: center;">_____</td><td style="width: 10%; text-align: right;">1</td></tr> <tr><td colspan="3" style="text-align: center;">Washington D.C.</td></tr> <tr><td>District Of Columbia</td><td style="text-align: center;">_____</td><td style="text-align: right;">1</td></tr> </table>	King	_____	1	Washington D.C.			District Of Columbia	_____	1
Archer	_____	1																																																												
Bell	_____	1																																																												
Harris	_____	2																																																												
Kerr	_____	1																																																												
Rusk	_____	1																																																												
Travis	_____	1																																																												
Total	_____	7																																																												
Cache	_____	1																																																												
Davis	_____	1																																																												
Salt Lake Ciy	_____	1																																																												
Weber	_____	1																																																												
Total	_____	4																																																												
Vermont																																																														
<i>Breakdown by County</i>																																																														
Caledonia	_____	1																																																												
Orange	_____	1																																																												
Total	_____	2																																																												
King	_____	1																																																												
Washington D.C.																																																														
District Of Columbia	_____	1																																																												

2004 Entering Freshmen (400)

State/U.S. Territory County Breakdown

Alabama			Georgia, continued			Kentucky, continued		
<i>Breakdown by County</i>			<i>Breakdown by County</i>			<i>Breakdown by County</i>		
Baldwin	_____	1	Rockdale	_____	1	Fulton*	_____	1
Calhoun*	_____	1	Towns*	_____	1	Gallatin*	_____	3
Coosa	_____	1	Walker*	_____	1	Garrard*	_____	5
Cullman*	_____	1	Total	_____	15	Grant*	_____	1
De Kalb*	_____	1				Greenup*	_____	5
Jefferson*	_____	15	Kentucky			Hardin*	_____	4
Madison*	_____	1	<i>Breakdown by County</i>			Harlan*	_____	2
Marshall*	_____	1	Barren*	_____	1	Harrison*	_____	1
Saint Clair*	_____	2	Bath*	_____	1	Hopkins*	_____	1
Shelby*	_____	2	Boone*	_____	2	Jackson*	_____	4
Total	_____	26	Bourbon*	_____	3	Jefferson*	_____	23
			Boyd*	_____	3	Jessamine*	_____	3
			Boyle*	_____	3	Kenton*	_____	3
Florida			Bracken*	_____	1	Knox*	_____	2
<i>Breakdown by County</i>			Breathitt*	_____	2	Laurel*	_____	3
Duval	_____	1	Bullitt*	_____	1	Lee*	_____	1
Polk	_____	1	Butler*	_____	1	Leslie*	_____	1
Total	_____	2	Campbell*	_____	1	Lewis*	_____	1
Georgia			Carter*	_____	1	Madison*	_____	18
<i>Breakdown by County</i>			Casey*	_____	1	Magoffin*	_____	1
Bartow*	_____	1	Christian*	_____	3	Marion*	_____	1
Chatham	_____	1	Clark*	_____	1	Marshall*	_____	1
Clarke	_____	1	Crittenden*	_____	2	Mason*	_____	1
Cobb	_____	1	Daviess*	_____	1	McCreary*	_____	1
De Kalb	_____	4	Estill*	_____	2	Menifee*	_____	1
Dougherty	_____	1	Fayette*	_____	4	Monroe*	_____	1
Fulton	_____	2	Fleming*	_____	3	Montgomery*	_____	2
Gwinnett	_____	2	Floyd*	_____	2	Nelson*	_____	1
Habersham*	_____	1	Franklin*	_____	2			
Muscogee	_____	1						

*Denotes In-Territory county.

2004 Entering Freshmen (400)

State/U.S. Territory County Breakdown

Kentucky, continued		Kansas		New York	
<i>Breakdown by County</i>		<i>Breakdown by County</i>		<i>Breakdown by County</i>	
Owen*	3	Rice	1	Ulster	1
Pike*	4			North Carolina	
Pulaski*	4	Maine		<i>Breakdown by County</i>	
Rockcastle*	1	Penobscot	1	Alleghany*	1
Scott*	1			Cleveland	1
Spencer*	1	Maryland		Haywood*	2
Taylor*	2	<i>Breakdown by County</i>		Henderson*	1
Union*	1	Baltimore	1	Lincoln	1
Warren*	2	Somerset	1	Macon*	2
Wayen*	2	Total	2	Madison*	1
Webster*	1	Michigan		McDowell*	1
Whitley*	2	<i>Breakdown by County</i>		Mecklenburg	2
Wolfe*	1	Lenawee	1	Mitchell*	1
Woodford*	1	Ottawa	1	Rutherford*	2
		Washtenaw	1	Wilkes*	1
Total	158	Total	3	Yancey*	1
Illinois		Mississippi		Ohio	
<i>Breakdown by County</i>		<i>Breakdown by County</i>		<i>Breakdown By County</i>	
Champaign	1	De Soto	1	Adams*	1
Cook	2	Rankin*	1	Ashland	1
Total	3	Total	2	Athens*	2
Indiana		Missouri		Brown*	
<i>Breakdown by County</i>		<i>Breakdown by County</i>		<i>Breakdown by County</i>	
Jackson	1	Bates	1	Clermont*	2
Shelby	1	Clay	1	Columbiana	1
Switzerland	1	Saint Louis	1	Delaware	1
Warrick	1	Total	3	Franklin	1
Total	4			Gallia*	1

*Denotes In-Territory county.

2004 Entering Freshmen (400)

State/U.S. Territory County Breakdown

		Pennsylvania		Tennessee, continued		
		<i>Breakdown by County</i>		<i>Breakdown by County</i>		
Ohio, continued		Allegheny	_____ 1	Shelby	_____ 3	
<i>Breakdown by County</i>		Indiana	_____ 1	Smith*	_____ 1	
Hamilton*	_____ 11	Total	_____ 2	Sullivan*	_____ 1	
Highland*	_____ 1					
Lorain	_____ 3	South Dakota				
Morgan*	_____ 1	<i>Breakdown by County</i>				
Muskingum	_____ 1	Codington	_____ 1	Texas		
Portage	_____ 1	<i>Breakdown by County</i>				
Ross*	_____ 2	Tennessee				
Scioto*	_____ 2	<i>Breakdown by County</i>				
Shelby	_____ 1	Anderson*	_____ 3	Vermont		
Warren	_____ 1	Blount*	_____ 4	<i>Breakdown by County</i>		
Total	_____ 38	Campbell*	_____ 5	Caledonia	_____ 1	
		Claiborne*	_____ 1	Orange	_____ 1	
		Cumberland*	_____ 2	Total	_____ 2	
Oregon		Davidson	_____ 2	Virginia		
<i>Breakdown by County</i>		Fentress*	_____ 1	<i>Breakdown by County</i>		
Josephine	_____ 1	Greene*	_____ 2	Appomattox	_____ 1	
Puerto Rico		Hamblen*	_____ 3	Bedford City*	_____ 1	
<i>Breakdown by County</i>		Hamilton*	_____ 4	Botetourt*	_____ 1	
San Juan	_____ 1	Hawkins*	_____ 4	Buchanan*	_____ 1	
South Carolina		Jackson*	_____ 1	Charlottesville City	_____ 1	
<i>Breakdown by County</i>		Jefferson*	_____ 1	Hanover	_____ 1	
Greenville*	_____ 5	Knox*	_____ 2	Page*	_____ 1	
Greenwood	_____ 1	Marion*	_____ 1	Pulaski*	_____ 2	
Lexington	_____ 2	Montgomery	_____ 1	Scott*	_____ 1	
Spartanburg*	_____ 3	Morgan*	_____ 1	Smyth*	_____ 2	
York	_____ 1	Sevier*	_____ 1	Tazewell*	_____ 2	
Total	_____ 12	Total				_____ 14

2004 Entering Freshmen (400)

State/U.S. Territory County Breakdown

West Virginia

Breakdown by County

Braxton*	_____	2
Brooke	_____	1
Fayette*	_____	1
Gilmer*	_____	1
Greenbrier*	_____	1
Kanawha*	_____	1
Marion*	_____	1
Pocahontas*	_____	2
Summers*	_____	1
Wood*	_____	1
Wyoming*	_____	2
Total	_____	14

*Denotes In-Territory county.

2004 Entering Freshmen (400) Foreign Country Breakdown

Azerbaijan	1
Bangladesh	1
Bulgaria	1
Cameroon	1
Gabon	1
Ghana	2
Haiti*	1
Iran	1
Jamaica	1
Kyrgyzstan	1
Lesotho	1
Liberia	1
Malaysia	1
Mauritius	1
Myanmar	2
Nepal	1
Russia	1
Tibet, The Former	3
Trinidad & Tobago	1
Ukraine	3
Uruguay	1
Zimbabwe	1
TOTAL	28