

# Berea College



## 2006 Geographical Report

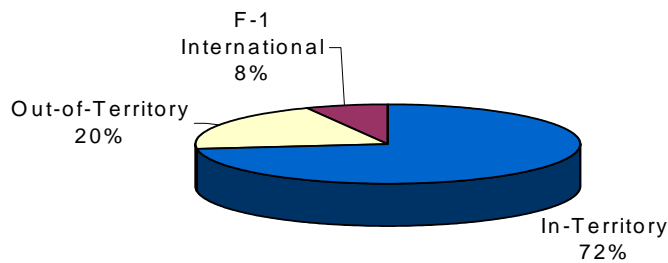
Office of Institutional Research and Assessment

## FALL 2006 DEGREE-SEEKING STUDENT ENROLLMENT GEOGRAPHIC DISTRIBUTION BY TERRITORY

**TOTAL HEADCOUNT ENROLLMENT** **1,576**  
 Degree-Seeking Students (1,520)  
 Non-Degree-Seeking Students (56)

<b>Degree-Seeking Students by:</b>			
<b>In-Territory</b>	<b>Out-of-Territory</b>	<b>F-1 International</b>	<b>Total</b>
1,098 (72%)	301 (20%)	121 (8%)	1,520 (100%)

*Degree-Seeking Students by Territory:*



NOTE: The category "F-1 International" does not include all students who come to the College from other countries or with substantial international experience. For example, "permanent residents" who may be asylees or refugees are counted as "In-Territory" or "Out-of-Territory" rather than "F- 1 International" depending on residence at the time of application. These students are eligible for federal financial aid that F-1 International students cannot legally receive. In Fall 2006, forty-one (41) Berea College students were designated as "permanent residents."

<b>Non-Degree-Seeking Students by Category:</b>	
Berea Community School	23
Employees	2
Madison Southern High School	7
Community (Special)	14
Post-Graduate	0
Transient/Exchange	<u>10</u>
Subtotal	56

## TOTAL STATES, TERRITORIES, AND COUNTRIES REPRESENTED: FALL 2006 ENROLLMENT

- 38 different states
- 1 U.S. Territory (Virgin Islands)
- 64 countries other than the U.S.

### DEFINITIONS OF TERRITORY CATEGORIES

Berea College students are characterized by one of three "geographical" categories. They are:

- *In-Territory*: Students who come from much of the Appalachian region and all of Kentucky within the white area in the map below. Beginning with the entering class of 2000, In-Territory also includes permanent residents (a non-citizen who has formally established residency in the U.S.) and refugees who reside in the territory.
- *Out-of-Territory*: Students who come from outside the In-Territory area, including U.S. Citizens living in foreign countries. Out-of-Territory also includes permanent residents (a non-citizen who has formally established residency in the U.S.) and refugees who reside out of the territory.
- *F-1 International*: Students who are not U.S. Citizens, permanent residents, or refugees.



# STUDENTS ENROLLED FROM THE UNITED STATES AND/OR ITS TERRITORIES

	In-Territory	Out-of-Territory*	International	Total
Alabama	87	3	0	90
Alaska	0	1	0	1
Arkansas	0	3	0	3
California	0	2	0	2
Colorado	0	1	0	1
Delaware	0	1	0	1
Florida	0	8	0	8
Georgia	16	34	0	50
Hawaii	0	1	0	1
Idaho	0	1	0	1
Illinois	0	11	0	11
Indiana	0	14	0	14
Kansas	0	3	0	3
Kentucky	568	0	0	568
Louisiana	0	1	0	1
Maryland	0	6	0	6
Massachusetts	0	3	0	3
Michigan	0	10	0	10
Minnesota	0	1	0	1
Mississippi	0	7	0	7
Missouri	0	8	0	8
Montana	0	1	0	1
New Hampshire	0	4	0	4
New Jersey	0	3	0	3
New York	0	3	0	3
North Carolina	63	15	0	78
Ohio	85	60	0	145

\*Includes Permanent Residents who may be living In-Territory.

# STUDENTS ENROLLED FROM THE UNITED STATES AND/OR ITS TERRITORIES

	In-Territory	Out-of-Territory*	International	Total
Oregon	0	5	0	5
Pennsylvania	0	12	0	12
South Carolina	21	3	0	24
South Dakota	0	1	0	1
Tennessee	145	27	0	172
Texas	0	8	0	8
Utah	0	3	0	3
Vermont	0	1	0	1
Virgin Islands	0	1	0	1
Virginia	48	15	0	63
Washington	0	3	0	3
West Virginia	65	4	0	69
<b>TOTALS</b>	1098	288	0	1386

\*Includes Permanent Residents who may be living In-Territory.

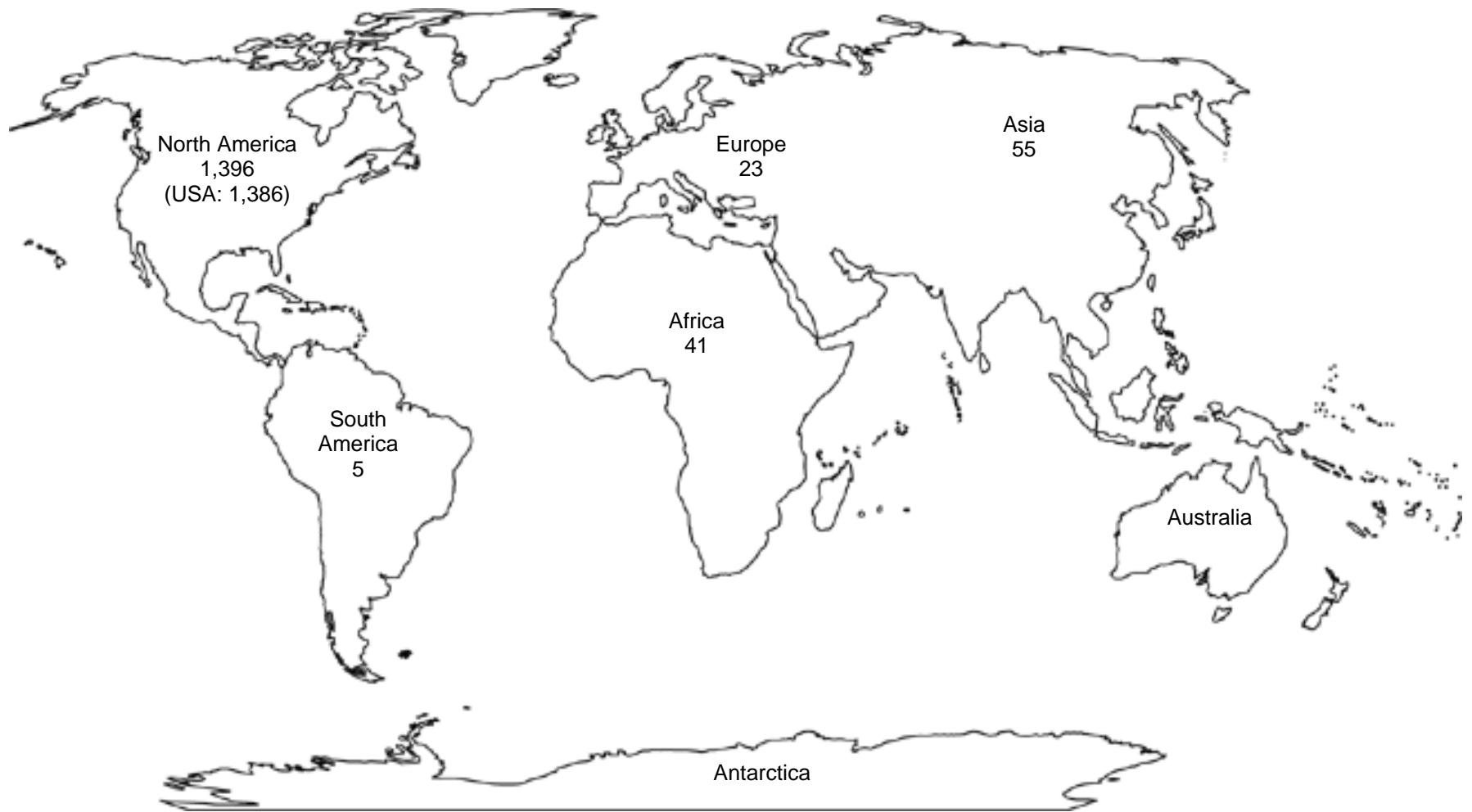
# STUDENTS ENROLLED FROM OUTSIDE THE UNITED STATES AND/OR ITS TERRITORIES

	Out-of-Territory	International	Total
Afghanistan	0	3	3
Argentina	0	1	1
Armenia	0	1	1
Azerbaijan	0	2	2
Bangladesh	0	2	2
Botswana	2	0	2
Brazil	0	1	1
Bulgaria	1	5	6
Cameroon	0	1	1
Ethiopia	0	3	3
Gabon	0	1	1
Germany	1	1	2
Ghana	1	4	5
Guatemala	1	0	1
Haiti	1	1	2
Honduras	1	1	2
India	1	0	1
Indonesia	0	1	1
Iran	0	1	1
Israel	0	1	1
Jamaica	0	1	1
Japan	1	0	1
Kampuchea (cambodia)	0	1	1
Kazakhstan	0	1	1
Kenya	0	4	4
Kosovo	0	1	1
Kyrgyzstan	0	2	2
Latvia	0	1	1
Lebanon	0	1	1
Lesotho	0	1	1
Liberia	0	4	4
Lithuania	0	1	1
Macedonia	0	1	1
Malaysia	0	1	1
Mauritius	0	1	1
Mexico	1	1	2
Mongolia	0	2	2
Myanmar	0	3	3
Namibia	0	1	1
Nepal	0	5	5
People's Rep. Of China	0	3	3
Peru	0	1	1
Romania	0	1	1
Russia	0	1	1
Serbia	0	1	1
Sierra Leone	1	1	2

# STUDENTS ENROLLED FROM OUTSIDE THE UNITED STATES AND/OR ITS TERRITORIES

	Out-of-Territory	International	Total
Slovak Republic	0	1	1
Sri Lanka	0	3	3
Sudan	0	1	1
Swaziland	0	1	1
Tanzania	0	1	1
The Gambia	0	1	1
Tibet, The Former	0	11	11
Trinidad & Tobago	1	1	2
Turkey	0	1	1
Turkmenistan	0	2	2
Uganda	0	3	3
Ukraine	0	5	5
Uruguay	0	2	2
Uzbekistan	0	4	4
Vietnam	0	3	3
Zambia	0	3	3
Zimbabwe	0	6	6
<b>TOTALS</b>	13	120	133

# 2006 Fall Enrollment by Continent






# Continent/Country Breakdown

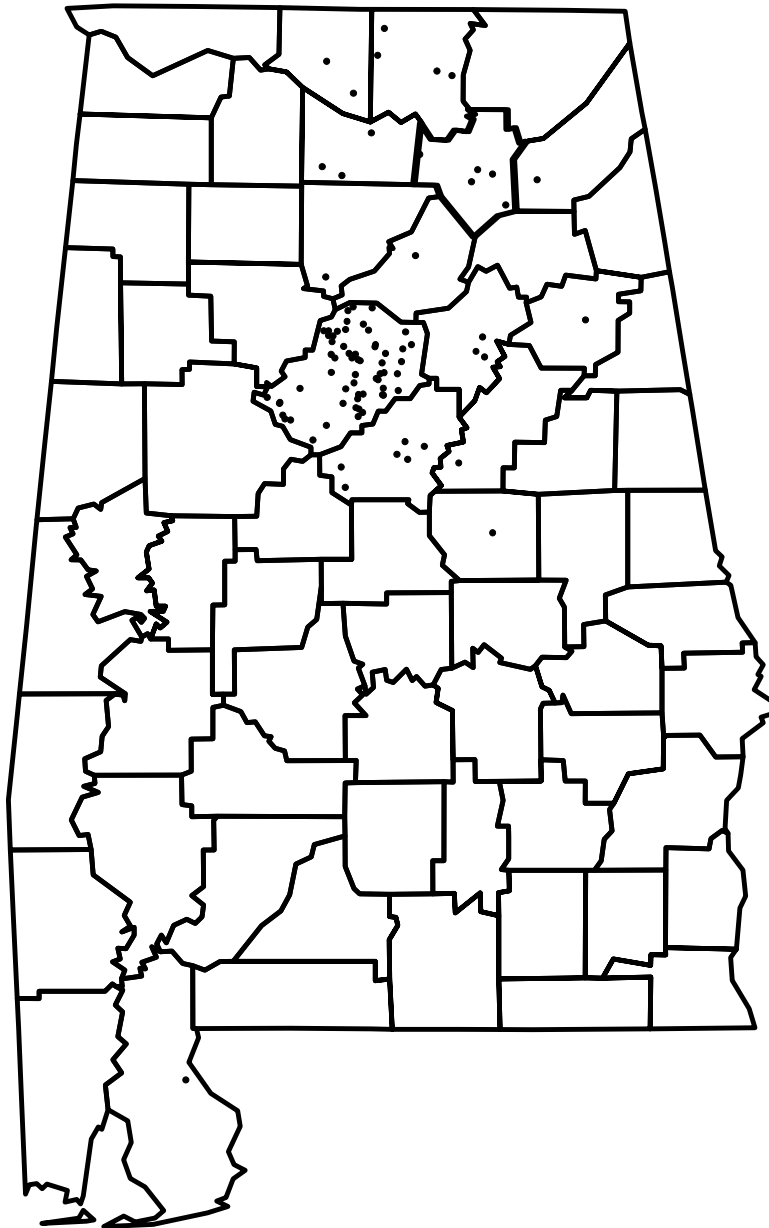
<b>Africa</b> <i>Breakdown by Country</i>		<b>Asia, continued</b> <i>Breakdown by Country</i>		<b>Europe, continued</b> <i>Breakdown by Country</i>	
Botswana	2	Japan	1	Romania	1
Cameroon	1	Kampuchea (Cambodia)	1	Serbia	1
Ethiopia	3	Kazakhstan	1	Slovak Republic	1
Gabon	1	Kyrgyzstan	2	Ukraine	5
Ghana	5	Lebanon	1	<b>Total</b>	<b>23</b>
Kenya	4	Malaysia	1	<b>North America</b> <i>Breakdown by Country</i>	
Lesotho	1	Mongolia	2	Guatemala	1
Liberia	4	Myanmar (Burma)	3	Haiti	2
Mauritius	1	Nepal	5	Honduras	2
Namibia	1	People's Rep. of China	3	Jamaica	1
Sierra Leone	2	Russia	1	Mexico	2
Sudan	1	Sri Lanka	3	Trinidad and Tobago	2
Swaziland	1	Tibet, The Former	11	United States	1,386
Tanzania	1	Turkey	1	<b>Total</b>	<b>1,396</b>
The Gambia	1	Turkmenistan	2	<b>South America</b> <i>Breakdown by Country</i>	
Uganda	3	Uzbekistan	4	Argentina	1
Zambia	3	Vietnam	3	Brazil	1
Zimbabwe	6	<b>Total</b>	<b>55</b>	Peru	1
<b>Total</b>	<b>41</b>	<b>Europe</b> <i>Breakdown by Country</i>		Uruguay	2
<b>Asia</b> <i>Breakdown by Country</i>		Armenia	1	<b>Total</b>	<b>5</b>
Afghanistan	3	Azerbaijan	2	<b>Grand Total</b>	
Bangladesh	2	Bulgaria	6	<b>1,520</b>	
India	1	Germany	2		
Indonesia	1	Kosovo (Serbia)	1		
Iran	1	Latvia	1		
Israel	1	Lithuania	1		
		Macedonia	1		

# 2006 Fall Enrollment from the United States



NOTE: There is also one student enrolled from the U.S. Territory of the Virgin Islands.

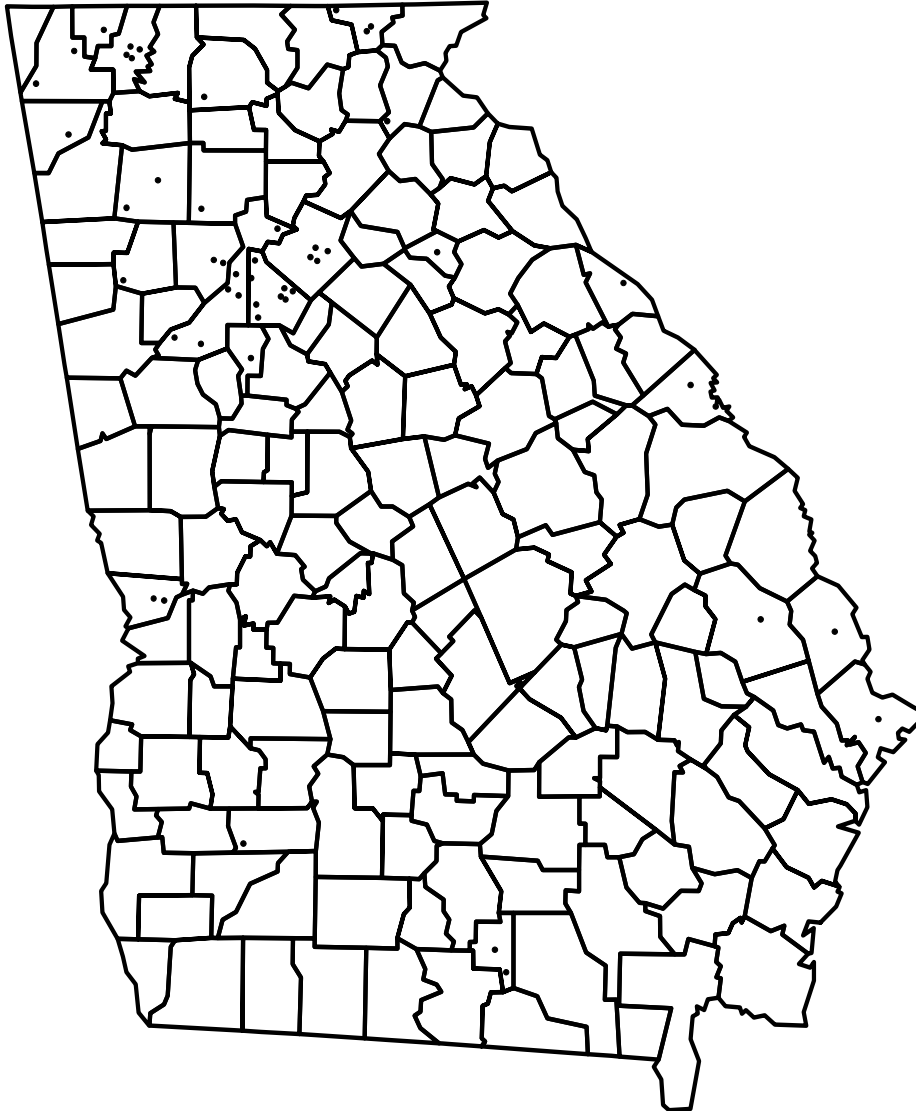
# ALABAMA



Baldwin	_____	1	De Kalb*	_____	1	Morgan*	_____	3
Blount*	_____	1	Jefferson*	_____	60	Saint Clair*	_____	3
Calhoun*	_____	1	Limestone*	_____	2	Shelby*	_____	6
Coosa	_____	1	Madison*	_____	4	Talladega*	_____	1
Cullman*	_____	1	Marshall*	_____	5			
						<b>TOTAL</b>	_____	<b>90</b>

\*Denotes In-Territory county.

# GEORGIA



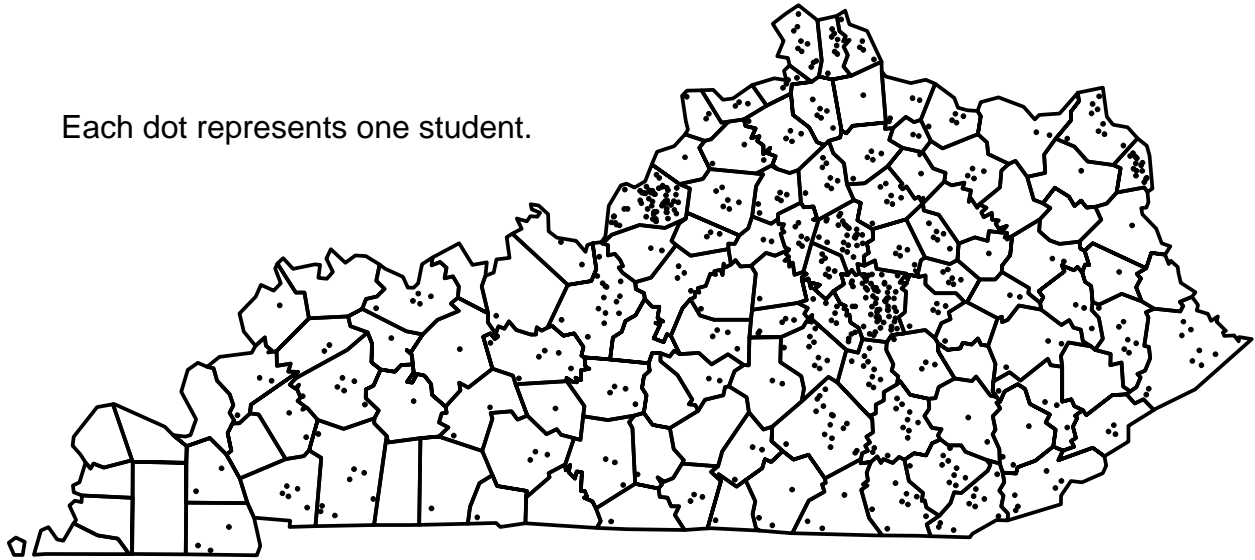
Each dot represents one student.

Bartow*	_____	2	Cobb	_____	2	Lanier	_____	2
Bulloch	_____	1	De Kalb	_____	8	Lincoln	_____	1
Catoosa*	_____	1	Dougherty	_____	1	Muscogee	_____	2
Chatham	_____	1	Effingham	_____	1	Paulding	_____	1
Chattooga*	_____	1	Fulton	_____	6	Richmond	_____	2
Cherokee*	_____	1	Gilmer*	_____	1	Towns*	_____	3
Clarke	_____	1	Gwinnett	_____	4	Walker*	_____	2
Clayton	_____	1	Habersham*	_____	1	Whitfield*	_____	4
						<b>TOTAL</b>	_____	<b>50</b>

\*Denotes In-Territory county.

# KENTUCKY

Each dot represents one student.

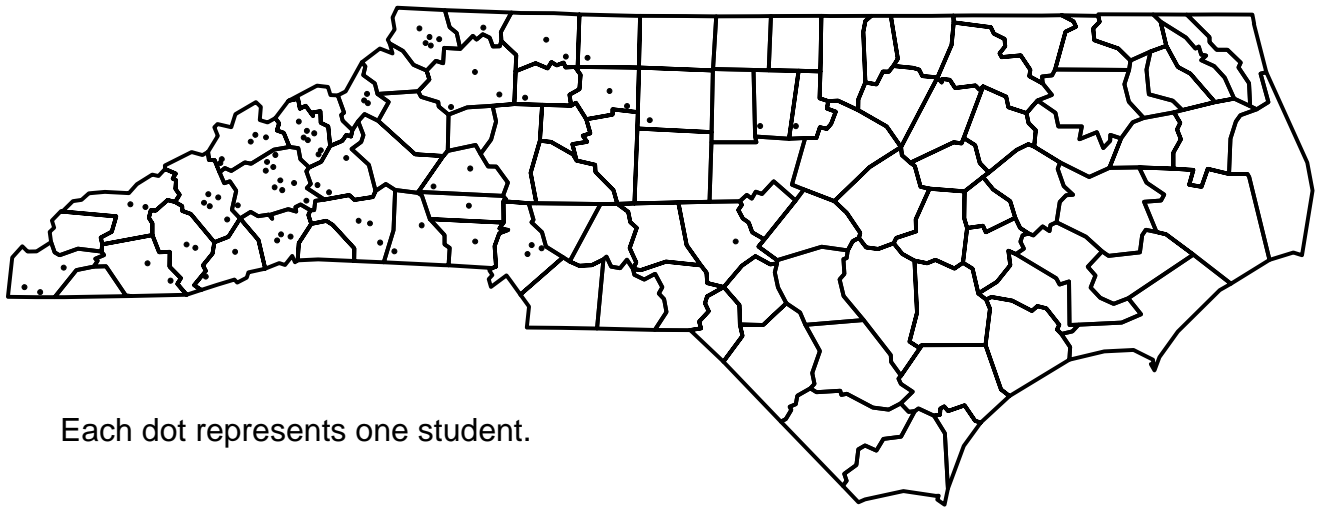


Anderson*	_____	2	Casey*	_____	2	Grayson*	_____	6
Barren*	_____	3	Christian*	_____	8	Greenup*	_____	9
Bell*	_____	10	Clark*	_____	5	Hardin*	_____	15
Boone*	_____	10	Clay*	_____	2	Harlan*	_____	6
Bourbon*	_____	7	Clinton*	_____	1	Harrison*	_____	5
Boyd*	_____	15	Crittenden*	_____	3	Hart*	_____	4
Boyle*	_____	5	Cumberland*	_____	3	Henry*	_____	3
Bracken*	_____	4	Daviess*	_____	5	Hopkins*	_____	6
Breathitt*	_____	3	Edmonson*	_____	1	Jackson*	_____	4
Breckinridge*	_____	1	Estill*	_____	5	Jefferson*	_____	61
Bullitt*	_____	2	Fayette*	_____	26	Jessamine*	_____	7
Butler*	_____	2	Fleming*	_____	4	Johnson*	_____	1
Caldwell*	_____	2	Floyd*	_____	7	Kenton*	_____	8
Calloway*	_____	3	Franklin*	_____	6	Knox*	_____	10
Campbell*	_____	5	Gallatin*	_____	4	Laurel*	_____	12
Carroll*	_____	3	Garrard*	_____	10	Lawrence*	_____	1
Carter*	_____	1	Grant*	_____	6	Lee*	_____	1

# KENTUCKY

Leslie*	_____	3	Montgomery*	_____	6	Shelby*	_____	6
Letcher*	_____	3	Morgan*	_____	2	Simpson*	_____	1
Lewis*	_____	2	Muhlenberg*	_____	1	Spencer*	_____	3
Lincoln*	_____	9	Nelson*	_____	4	Taylor*	_____	2
Logan*	_____	1	Nicholas*	_____	1	Trigg*	_____	5
Madison*	_____	65	Ohio*	_____	1	Trimble*	_____	3
Magoffin*	_____	3	Oldham*	_____	1	Union*	_____	1
Marion*	_____	4	Owen*	_____	5	Warren*	_____	3
Marshall*	_____	2	Pendleton*	_____	1	Washington*	_____	1
Mason*	_____	5	Perry*	_____	4	Wayne*	_____	3
McCreary*	_____	3	Pike*	_____	9	Webster*	_____	2
McLean*	_____	1	Powell*	_____	6	Whitley*	_____	8
Meade*	_____	2	Pulaski*	_____	16	Wolfe*	_____	2
Menifee*	_____	1	Robertson*	_____	2	Woodford*	_____	6
Mercer*	_____	1	Rockcastle*	_____	10	<b>Total</b>	_____	<b>568</b>
Metcalfe*	_____	1	Russell*	_____	3			
Monroe*	_____	1	Scott*	_____	8			

# NORTH CAROLINA



Each dot represents one student.

Alleghany*	_____	1	Guilford	_____	1	Orange	_____	1
Ashe*	_____	5	Haywood*	_____	5	Rutherford*	_____	3
Avery*	_____	3	Henderson*	_____	3	Stokes*	_____	1
Buncombe*	_____	10	Jackson*	_____	2	Surry*	_____	2
Catawba	_____	2	Lincoln	_____	1	Swain*	_____	2
Cherokee*	_____	3	Macon*	_____	2	Transylvania*	_____	2
Cleveland	_____	2	Madison*	_____	5	Wilkes*	_____	3
Durham	_____	1	McDowell*	_____	3	Yadkin	_____	1
Forsyth	_____	2	Mecklenburg	_____	3	Yancey*	_____	7
Gaston	_____	1	Moore	_____	1	<b>TOTAL</b>	_____	<b>78</b>

\*Denotes In-Territory county.

# OHIO



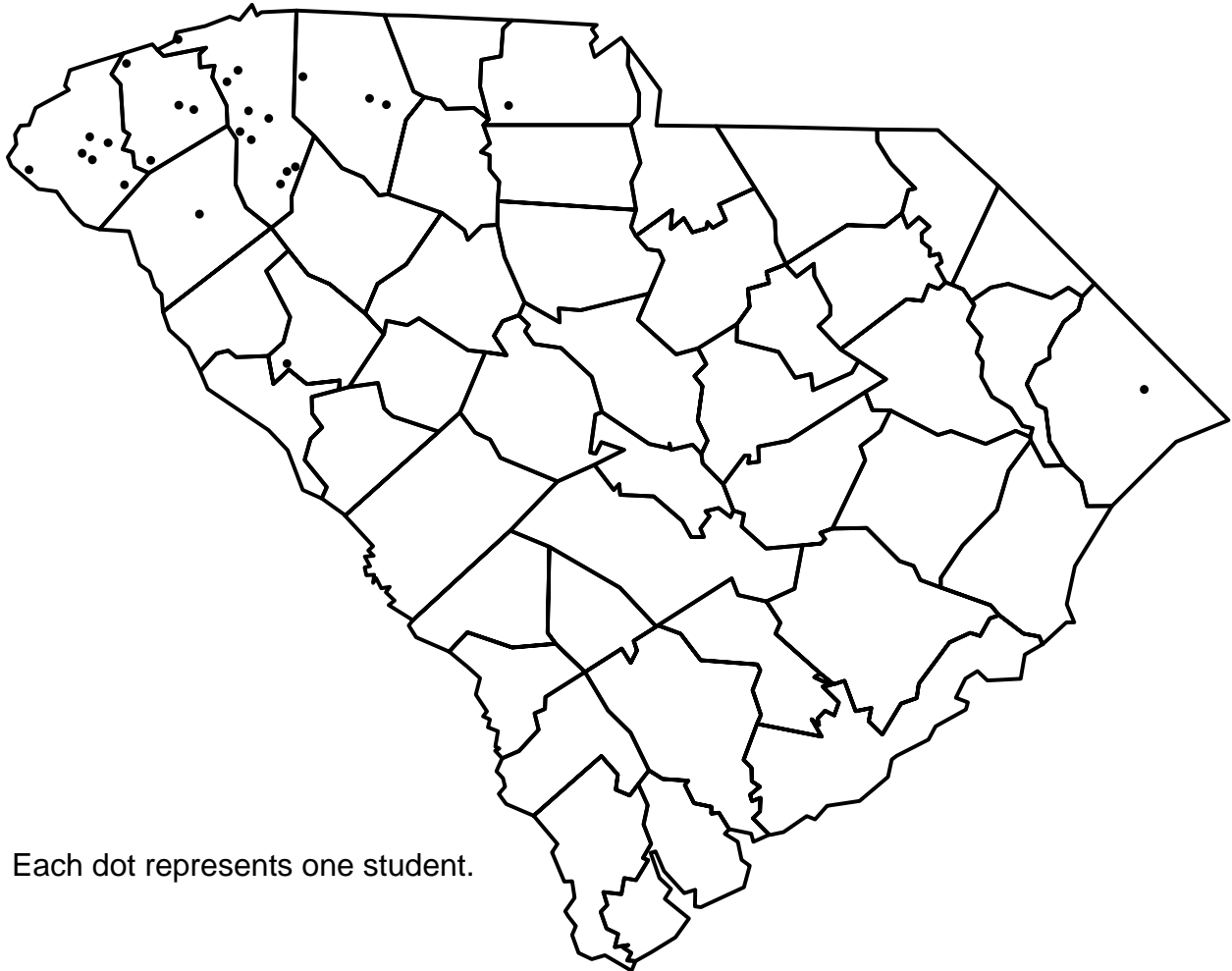
Each dot represents one student.

Adams*	_____	4	Greene	_____	3	Montgomery	_____	2
Ashland	_____	2	Guernsey	_____	1	Morgan*	_____	2
Athens*	_____	8	Hamilton*	_____	34	Muskingum	_____	8
Brown*	_____	7	Hardin	_____	1	Perry*	_____	2
Butler	_____	3	Highland*	_____	4	Portage	_____	1
Clark	_____	2	Hocking*	_____	2	Preble	_____	2
Clermont*	_____	10	Holmes	_____	1	Ross*	_____	3
Clinton	_____	1	Jackson*	_____	3	Scioto*	_____	2
Columbiana	_____	1	Knox	_____	1	Shelby	_____	1
Coshocton	_____	1	Lawrence*	_____	1	Stark	_____	2
Cuyahoga	_____	2	Logan	_____	1	Summit	_____	1
Delaware	_____	2	Lorain	_____	9	Warren	_____	5
Fairfield	_____	1	Medina	_____	1			
Franklin	_____	4	Meigs*	_____	1	<b>TOTAL</b>	_____	<b>145</b>
Gallia*	_____	2	Miami	_____	1			

\*Denotes In-Territory county



# SOUTH CAROLINA

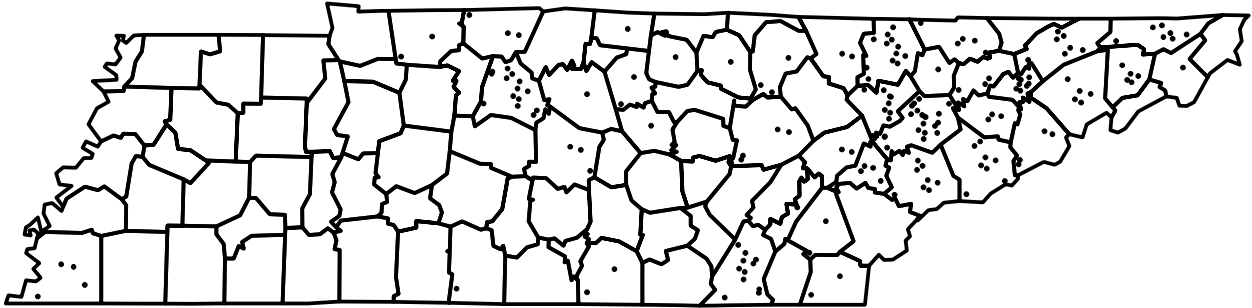


Each dot represents one student.

Anderson	_____	1	Horry	_____	1	Spartanburg*	_____	3
Greenville*	_____	10	Oconee*	_____	6	York	_____	1
Greenwood	_____	1	Pickens*	_____	1	<b>TOTAL</b>	_____	<b>24</b>

\*Denotes In-Territory county.

# TENNESSEE

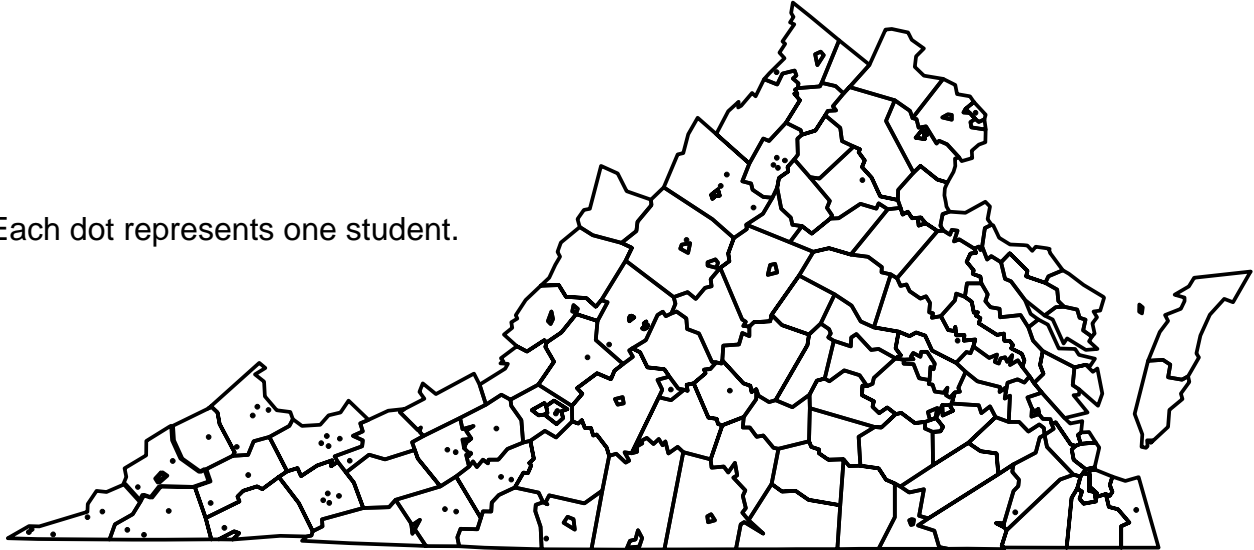


Each dot represents one student.

Anderson*	_____	8	Greene*	_____	5	Overton*	_____	1
Blount*	_____	8	Hamblen*	_____	9	Polk*	_____	2
Campbell*	_____	12	Hamilton*	_____	11	Roane*	_____	2
Carter*	_____	1	Hawkins*	_____	7	Rutherford	_____	3
Claiborne*	_____	5	Jackson*	_____	1	Scott*	_____	2
Cocke*	_____	4	Jefferson*	_____	3	Sevier*	_____	8
Cumberland*	_____	4	Knox*	_____	20	Shelby	_____	4
Davidson	_____	14	Loudon*	_____	4	Smith*	_____	2
Dekalb*	_____	1	Macon*	_____	1	Sullivan*	_____	7
Fentress*	_____	3	Marion*	_____	2	Unicoi*	_____	1
Franklin	_____	2	McMinn*	_____	2	Washington*	_____	5
Giles	_____	1	Meigs*	_____	1	Wilson	_____	1
Grainger*	_____	3	Montgomery	_____	2	<b>TOTAL</b>	_____	<b>172</b>

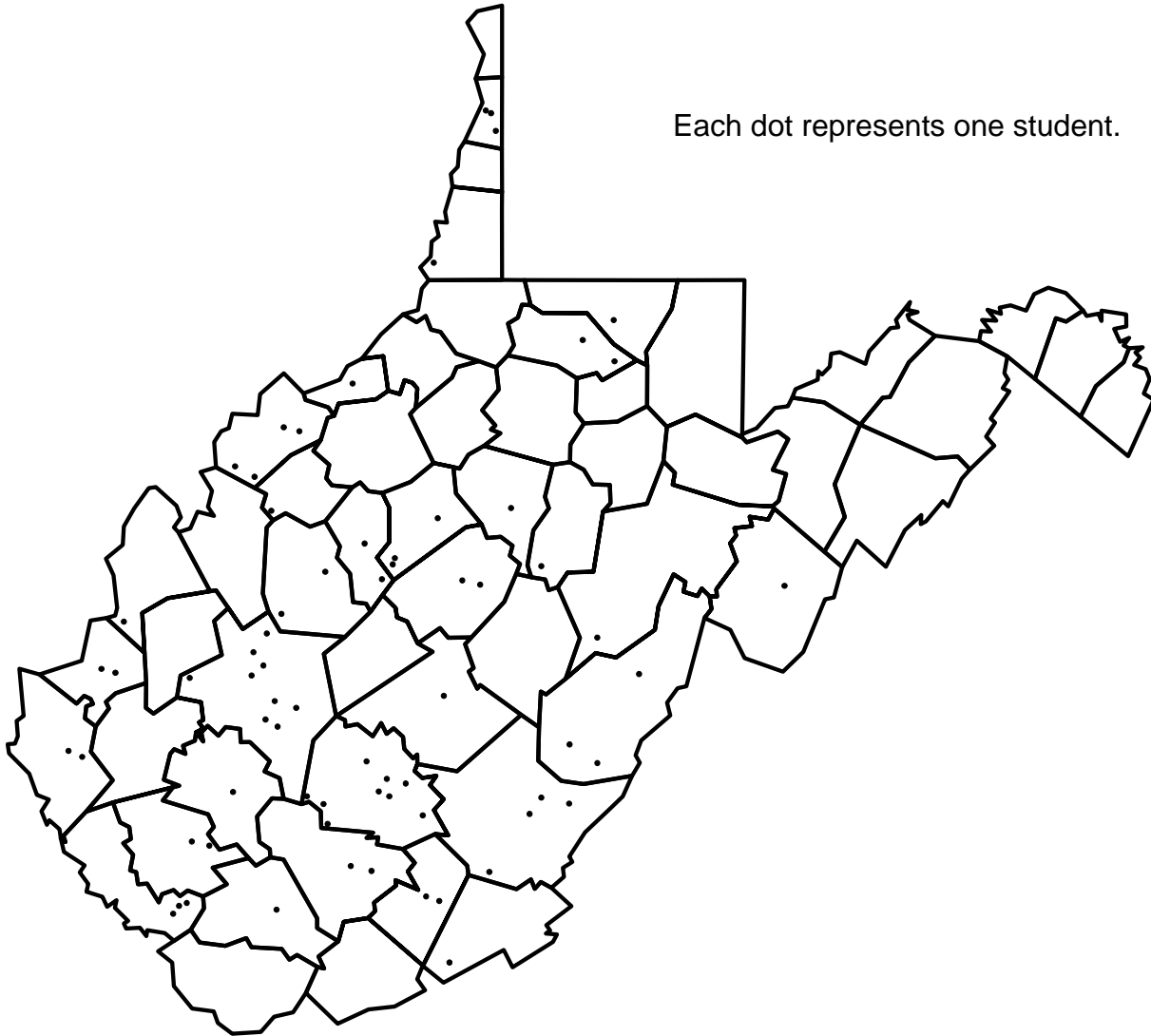
# VIRGINIA

Each dot represents one student.



Appomattox	_____	1	Floyd*	_____	2	Roanoke City*	_____	1
Arlington	_____	1	Frederick*	_____	1	Rockbridge*	_____	1
Augusta*	_____	1	Galax City	_____	1	Rockingham*	_____	3
Bland*	_____	1	Hanover	_____	1	Russell*	_____	2
Botetourt*	_____	1	Henry	_____	1	Scott*	_____	3
Buchanan*	_____	4	Isle of Wright	_____	1	Smyth*	_____	4
Carroll*	_____	2	Lee*	_____	5	Tazewell*	_____	4
Charlottesville City	_____	3	Lynchburg City	_____	1	Virginia Beach City	__	1
Culpeper	_____	1	Montgomery*	_____	2	Washington	_____	1
Dickenson*	_____	1	Page*	_____	4	Wise*	_____	2
Fairfax	_____	4	Pulaski*	_____	2	<b>TOTAL</b>	_____	<b>63</b>

# WEST VIRGINIA



Each dot represents one student.

Boone*	_____	1	Logan*	_____	2	Pocahontas*	_____	3
Braxton*	_____	2	Marion*	_____	2	Raleigh*	_____	2
Brooke	_____	3	Marshall	_____	1	Randolph*	_____	1
Cabell*	_____	2	Mason*	_____	1	Roane*	_____	2
Calhoun*	_____	2	Mingo*	_____	3	Summers*	_____	2
Fayette*	_____	9	Monongalia*	_____	1	Upshur*	_____	1
Gilmer*	_____	3	Monroe*	_____	1	Wayne*	_____	2
Greenbrier*	_____	4	Nicholas*	_____	1	Wirt*	_____	1
Kanawha*	_____	9	Pendleton*	_____	1	Wood*	_____	4
Lewis*	_____	1	Pleasants*	_____	1	Wyoming*	_____	1
						<b>TOTAL</b>	_____	<b>69</b>

\*Denotes In-Territory county.

# State/County Breakdown: Out-of-Territory States

<p style="text-align: center;"><b>Alaska</b> <i>Breakdown by County</i></p> <p>Anchorage _____ 1</p>	<p style="text-align: center;"><b>Hawaii</b> <i>Breakdown by County</i></p> <p>Honolulu _____ 1</p>	<p style="text-align: center;"><b>Kansas</b> <i>Breakdown by County</i></p> <p>Rice _____ 1</p> <p>Saline _____ 1</p> <p>Wyandotte _____ 1</p> <p style="text-align: right;">Total _____ 3</p>
<p style="text-align: center;"><b>Arkansas</b> <i>Breakdown by County</i></p> <p>Benton _____ 1</p> <p>Carroll _____ 1</p> <p>Sebastian _____ 1</p> <p style="text-align: right;">Total _____ 3</p>	<p style="text-align: center;"><b>Idaho</b> <i>Breakdown by County</i></p> <p>Elmore _____ 1</p>	<p style="text-align: center;"><b>Louisiana</b> <i>Breakdown by County</i></p> <p>Jefferson _____ 1</p>
<p style="text-align: center;"><b>California</b> <i>Breakdown by County</i></p> <p>San Bernardino _____ 1</p> <p>Trinity _____ 1</p> <p style="text-align: right;">Total _____ 2</p>	<p style="text-align: center;"><b>Illinois</b> <i>Breakdown by County</i></p> <p>Bureau _____ 1</p> <p>Champaign _____ 1</p> <p>Clark _____ 1</p> <p>Cook _____ 5</p> <p>Du Page _____ 1</p> <p>Saint Clair _____ 1</p> <p>Sangamon _____ 1</p> <p style="text-align: right;">Total _____ 11</p>	<p style="text-align: center;"><b>Maryland</b> <i>Breakdown by County</i></p> <p>Baltimore _____ 1</p> <p>Cecil _____ 1</p> <p>District of Columbia _____ 1</p> <p>Howard _____ 1</p> <p>Montgomery _____ 1</p> <p>Prince Georges _____ 1</p> <p style="text-align: right;">Total _____ 6</p>
<p style="text-align: center;"><b>Colorado</b> <i>Breakdown by County</i></p> <p>El Paso _____ 1</p>	<p style="text-align: center;"><b>Indiana</b> <i>Breakdown by County</i></p> <p>Allen _____ 1</p> <p>Clay _____ 1</p> <p>Dubois _____ 1</p> <p>Jasper _____ 1</p> <p>Jefferson _____ 1</p> <p>Marion _____ 2</p> <p>Perry _____ 1</p> <p>Ripley _____ 1</p> <p>Shelby _____ 2</p> <p>Spencer _____ 1</p> <p>Warrick _____ 1</p> <p>Washington _____ 1</p> <p style="text-align: right;">Total _____ 14</p>	<p style="text-align: center;"><b>Massachusetts</b> <i>Breakdown by County</i></p> <p>Franklin _____ 1</p> <p>Hampshire _____ 1</p> <p>Middlesex _____ 1</p> <p style="text-align: right;">Total _____ 3</p>
<p style="text-align: center;"><b>Delaware</b> <i>Breakdown by County</i></p> <p>Kent _____ 1</p>	<p style="text-align: center;"><b>Florida</b> <i>Breakdown by County</i></p> <p>Bay _____ 1</p> <p>Dade _____ 1</p> <p>Duval _____ 1</p> <p>Hernando _____ 1</p> <p>Manatee _____ 1</p> <p>Okaloosa _____ 1</p> <p>Pinellas _____ 1</p> <p>Polk _____ 1</p> <p style="text-align: right;">Total _____ 8</p>	

# State/County Breakdown: Out-of-Territory States

<b>Michigan</b> <i>Breakdown by County</i>	<b>Montana</b> <i>Breakdown by County</i>	<b>Pennsylvania</b> <i>Breakdown by County</i>
Cass _____ 1	Lincoln _____ 1	Allegheny _____ 1
Lenawee _____ 1		Armstrong _____ 2
Livingston _____ 2	<b>New Hampshire</b> <i>Breakdown by County</i>	Berks _____ 1
Muskegon _____ 1	Carroll _____ 1	Bucks _____ 1
Ottawa _____ 1	Grafton _____ 1	Cumberland _____ 2
Saginaw _____ 1	Rockingham _____ 2	Indiana _____ 1
Tuscola _____ 1	Total _____ 4	Somerset _____ 1
Wayne _____ 2		Tioga _____ 1
Total _____ 10	<b>New Jersey</b> <i>Breakdown by County</i>	Washington _____ 1
	Camden _____ 1	Westmoreland _____ 1
<b>Minnesota</b> <i>Breakdown by County</i>	Cumberland _____ 1	Total _____ 12
Hennepin _____ 1	Passaic _____ 1	
	Total _____ 3	<b>South Dakota</b> <i>Breakdown by County</i>
<b>Mississippi</b> <i>Breakdown by County</i>		Codington _____ 1
De Soto _____ 1	<b>New York</b> <i>Breakdown by County</i>	
Hinds _____ 2	Allegany _____ 2	<b>Texas</b> <i>Breakdown by County</i>
Pontotoc _____ 1	Wyoming _____ 1	Archer _____ 2
Rankin _____ 1	Total _____ 3	Bell _____ 1
Sunflower _____ 2		Cass _____ 2
Total _____ 7	<b>Oregon</b> <i>Breakdown by County</i>	Henderson _____ 1
	Jackson _____ 1	Kerr _____ 1
<b>Missouri</b> <i>Breakdown by County</i>	Josephine _____ 1	Rusk _____ 1
Bates _____ 1	Malheur _____ 1	Total _____ 8
Clay _____ 1	Multnomah _____ 1	
Iron _____ 1	Washington _____ 1	<b>Utah</b> <i>Breakdown by County</i>
Jackson _____ 1	Total _____ 5	Cache _____ 1
Lafayette _____ 1		Salt Lake _____ 1
Saint Louis _____ 1		Weber _____ 1
Warren _____ 2		Total _____ 3
Total _____ 8		

# State/County Breakdown: Out-of-Territory States

## **Vermont**

*Breakdown by County*

Washington \_\_\_\_\_ 1

## **Virgin Islands (U.S. Territory)**

*Breakdown by County*

Saint Croix \_\_\_\_\_ 1

## **Washington**

*Breakdown by County*

King \_\_\_\_\_ 3

# 2006 Entering Freshmen (388)

## Continent/Country Breakdown

### Africa

*Breakdown by Country*

Botswana	_____	2
Ethiopia	_____	1
Ghana	_____	3
Liberia	_____	1
Tanzania	_____	1
The Gambia	_____	1
Zimbabwe	_____	3
<b>Total</b>	<b>_____</b>	<b>12</b>

### Europe

*Breakdown by Country*

Bulgaria	_____	1
Kosovo (Serbia)	_____	1
Ukraine	_____	2
<b>Total</b>	<b>_____</b>	<b>4</b>

### North America

*Breakdown by Country*

Honduras	_____	1
Mexico	_____	1
United States	_____	354
<b>Total</b>	<b>_____</b>	<b>356</b>

### Asia

*Breakdown by Country*

Bangladesh	_____	1
Lebanon	_____	1
Mongolia	_____	1
Nepal	_____	2
People's Rep of China	_____	2
Sri Lanka	_____	2
Tibet, The Former	_____	2
Turkmenistan	_____	1
Uzbekistan	_____	1
Vietnam	_____	2
<b>Total</b>	<b>_____</b>	<b>15</b>

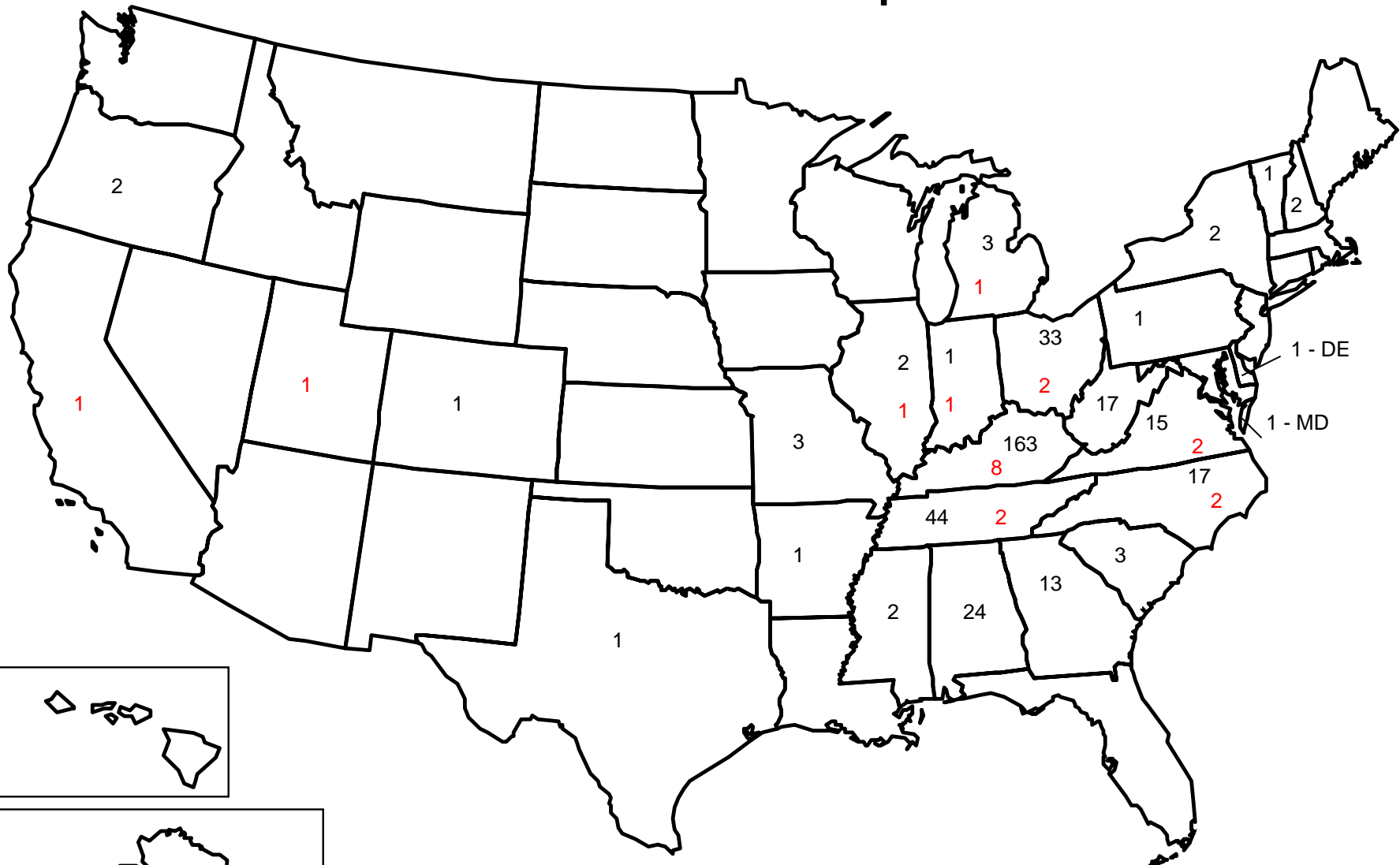
### South America

*Breakdown by Country*

Argentina	_____	1
-----------	-------	---



# 2006 New Freshman and Transfer Student Map with International Students



NOTE: There is also one student enrolled from the U.S. Territory of the Virgin Islands.

NOTE: Numbers in red are transfer students.

### Foreign Countries:

Argentina	1	Nepal	2
Bangladesh	1	People's Republic of China	2
Botswana	2	Sri Lanka	2
Bulgaria	1	Tanzania	1
Ethiopia	1	The Gambia	1
Ghana	3	Tibet, The Former	2
Honduras	1	Turkmenistan	1
Kosovo (Serbia)	1	Ukraine	2
Lebanon	1	Uzbekistan	1
Liberia	1	Vietnam	2
Mexico	1	Zimbabwe	3
Mongolia	1	<b>TOTAL</b>	<b>34</b>

# 2006 Entering Freshmen (388) State/County Breakdown (N=354)

<b>Alabama</b> <i>Breakdown by County</i>	<b>Illinois</b> <i>Breakdown by County</i>	<b>Kentucky, continued</b> <i>Breakdown by County</i>
Blount*            _____    1	Bureau            _____    1	Greenup*        _____    4
Jefferson*        _____    18	Cook              _____    1	Hardin*          _____    2
Limestone*       _____    1	Total            _____    2	Harlan*          _____    3
Madison*          _____    1	<b>Indiana</b>	Harrison*        _____    2
Marshall*         _____    2	<i>Breakdown by County</i>	Hart*             _____    2
Talladega*        _____    1	Clay              _____    1	Jefferson*        _____    10
Total                _____    24	<b>Kentucky</b>	Kenton*          _____    5
	<i>Breakdown by County</i>	Knox*            _____    2
<b>Arkansas</b>	Barren*           _____    2	Laurel*          _____    4
<i>Breakdown by County</i>	Bell*             _____    6	Lee*              _____    1
Carroll            _____    1	Boone*           _____    2	Leslie*          _____    1
<b>Colorado</b>	Bourbon*        _____    1	Letcher*         _____    1
<i>Breakdown by County</i>	Boyd*            _____    3	Lewis*            _____    1
El Paso            _____    1	Boyle*            _____    2	Lincoln*         _____    4
<b>Delaware</b>	Bracken*        _____    1	Madison*         _____    21
<i>Breakdown by County</i>	Breckinridge*   _____    1	Magoffin*        _____    1
Kent                _____    1	Butler*           _____    1	Marion*          _____    2
<b>Georgia</b>	Campbell*        _____    4	Mason*            _____    3
<i>Breakdown by County</i>	Carroll*         _____    1	McLean*          _____    1
Catoosa*          _____    1	Casey*           _____    1	Menifee*         _____    1
Cherokee*        _____    1	Clark*            _____    1	Montgomery*    _____    2
Clayton            _____    1	Clay*             _____    2	Nelson*           _____    1
Cobb                _____    1	Clinton*         _____    1	Owen*             _____    2
De Kalb            _____    1	Estill*            _____    3	Pendleton*       _____    1
Fulton             _____    3	Fayette*          _____    7	Perry*            _____    2
Gwinnett          _____    2	Floyd*            _____    2	Pike*              _____    3
Lanier             _____    1	Franklin*        _____    2	Powell*           _____    3
Paulding          _____    1	Gallatin*        _____    2	Pulaski*          _____    7
Walker*            _____    1	Garrard*         _____    4	Robertson*      _____    1
Total                _____    13	Grant*            _____    2	Rockcastle*      _____    4
	Grayson*        _____    3	Russell*          _____    1

\*Denotes In-Territory county.

# 2006 Entering Freshmen (388) State/County Breakdown (N=354)

<b>Kentucky, continued</b>		<b>New York</b>		<b>Ohio, continued</b>	
<i>Breakdown by County</i>		<i>Breakdown by County</i>		<i>Breakdown by County</i>	
Scott*	4	Allegany	1	Hamilton*	5
Trigg*	1	Wyoming	1	Hocking*	1
Warren*	1	Total	2	Holmes	1
Whitley*	3	<b>North Carolina</b>		Lawrence*	1
Wolfe*	1	<i>Breakdown by County</i>		Muskingum	1
Woodford*	1	Ashe*	1	Perry*	1
Total	163	Avery*	1	Preble	1
<b>Maryland</b>		Buncombe*	2	Ross*	1
<i>Breakdown by County</i>		Durham	1	Scioto*	1
Montgomery	1	Forsyth	1	Stark	2
<b>Michigan</b>		Gaston	1	Total	33
<i>Breakdown by County</i>		Haywood*	1	<b>Oregon</b>	
Saginaw	1	Henderson*	2	<i>Breakdown by County</i>	
Tuscola	1	Madison*	2	Malheur	1
Wayne	1	Surry*	1	Multnomah	1
Total	3	Wilkes*	1	Total	2
<b>Mississippi</b>		Yancey*	3	<b>Pennsylvania</b>	
<i>Breakdown by County</i>		Total	17	<i>Breakdown by County</i>	
Sunflower	2	<b>Ohio</b>		Berks	1
<b>Missouri</b>		<i>Breakdown by County</i>		<b>South Carolina</b>	
<i>Breakdown by County</i>		<i>Breakdown by County</i>		<i>Breakdown by County</i>	
Jackson	1	Adams*	2	Greenville*	2
Lafayette	1	Athens*	4	Spartanburg*	1
Warren	1	Brown*	1	Total	3
Total	3	Clark	1	<b>Tennessee</b>	
<b>New Hampshire</b>		Clermont*	5	<i>Breakdown by County</i>	
<i>Breakdown by County</i>		Cuyahoga	1	Blount*	1
Grafton	1	Fairfield	1	Campbell*	2
Rockingham	1	Franklin	1	Carter*	1
Total	2	Galia*	2	Claiborne*	1

# 2006 Entering Freshmen (388) State/County Breakdown (N=354)

<b>Tennessee, Continued</b>		<b>Texas</b>		<b>West Virginia</b>	
<i>Breakdown by County</i>		<i>Breakdown by County</i>		<i>Breakdown by County</i>	
Cocke*	1	Archer	1	Brooke	1
Davidson	2			Fayette*	2
Dekalb*	1	<b>Vermont</b>		Gilmer *	1
Giles	1	<i>Breakdown by County</i>		Greenbrier*	1
Grainger*	2	Washington	1	Kanawha*	3
Hamblen*	3	<b>Virgin Islands</b>		Marion*	1
Hamilton*	5	<i>Breakdown by County</i>		Mingo*	1
Jefferson*	1	Saint Croix	1	Monroe*	1
Knox*	4	<b>Virginia</b>		Pendleton*	1
Loudon*	2	<i>Breakdown by County</i>		Pocahontas*	1
Macon*	1	Buchanan*	3	Randolph*	1
McMinn*	1	Culpeper	1	Roane*	1
Roane*	1	Fairfax	1	Wayne*	1
Rutherford	2	Frederick*	1	Wirt*	1
Sevier*	3	Henry	1		
Shelby	1	Isle of Wight	1	Total	17
Sullivan*	4	Lynchburg City	1		
Unicoi*	1	Page*	1		
Washington*	2	Rockingham*	1		
Wilson	1	Smyth*	1		
		Tazewell*	1		
Total	44	Washington*	1		
		Wise*	1		
		Total	15		

# 2006 Transfer Students (N=21) State/County Breakdown

<b>California</b> <i>Breakdown by County</i>	<b>Michigan</b> <i>Breakdown by County</i>	<b>Utah</b> <i>Breakdown by County</i>
San Bernardino _____ 1	Wayne _____ 1	Salt Lake _____ 1
<b>Illinois</b> <i>Breakdown by County</i>	<b>North Carolina</b> <i>Breakdown by County</i>	<b>Virginia</b> <i>Breakdown by County</i>
Du Page _____ 1	Catawba _____ 1	Arlington _____ 1
	Stokes* _____ 1	Charlottesville City _____ 1
<b>Indiana</b> <i>Breakdown by County</i>	<b>Total</b> _____ 2	<b>Total</b> _____ 2
Ripley _____ 1		
<b>Kentucky</b> <i>Breakdown by County</i>	<b>Ohio</b> <i>Breakdown by County</i>	
Boone* _____ 1	Hamilton* _____ 1	
Boyd* _____ 1	Jackson* _____ 1	
Fayette* _____ 2	<b>Total</b> _____ 2	
Floyd* _____ 1	<b>Tennessee</b> <i>Breakdown by County</i>	
Jefferson* _____ 1	Campbell* _____ 1	
Madison* _____ 2	Davidson _____ 1	
<b>Total</b> _____ 8	<b>Total</b> _____ 2	