

# Berea College



## 2007 Geographical Report

Office of Institutional Research and Assessment

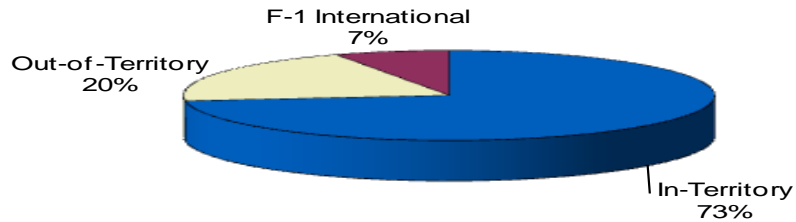
This report can also be found online at:  
[www.berea.edu/ira/documents/2007GeographicalReport.pdf](http://www.berea.edu/ira/documents/2007GeographicalReport.pdf)

## FALL 2007 DEGREE-SEEKING STUDENT ENROLLMENT GEOGRAPHIC DISTRIBUTION BY TERRITORY

<b>TOTAL HEADCOUNT ENROLLMENT</b>	<b>1,582</b>
Degree-Seeking Students	(1,528)
Non-Degree-Seeking Students	(54)

**Degree-Seeking Students by:**

In-Territory	Out-of-Territory	F-1 International	Total
1,118	304	106	1,528
(73%)	(20%)	(7%)	(100%)



*Degree-Seeking Students by Territory:*

NOTE: The category "F-1 International" does not include all students who come to the College from other countries or with substantial international experience. For example, "permanent residents" who may be asylees or refugees are counted as "In-Territory" or "Out-of-Territory" rather than "F- 1 International" depending on residence at the time of application. These students are eligible for federal financial aid that F-1 International students cannot legally receive. In Fall 2007, forty (40) Berea College students were designated as "permanent residents."

**Non-Degree-Seeking Students by Category:**

Berea Community School	25
Employees	3
Madison Southern High School	8
Community (Special)	13
Post-Graduate	0
Transient/Exchange	<u>5</u>
Subtotal	54

## TOTAL STATES, TERRITORIES, AND COUNTRIES REPRESENTED: FALL 2007 ENROLLMENT

- 39 different states and the District of Columbia
- 1 U.S. Territory (Virgin Islands)
- 51 countries other than the U.S.

### DEFINITIONS OF TERRITORY CATEGORIES

Berea College students are characterized by one of three "geographical" categories. They are:

- *In-Territory:* Students who come from much of the Appalachian region and all of Kentucky within the white area in the map below. Beginning with the entering class of 2000, In-Territory also includes permanent residents (a non-citizen who has formally established residency in the U.S.) and refugees who reside in the territory.
- *Out-of-Territory:* Students who come from outside the In-Territory area, including U.S. Citizens living in foreign countries. Out-of-Territory also includes permanent residents (a non-citizen who has formally established residency in the U.S.) and refugees who reside out of the territory.
- *F-1 International:* Students who are not U.S. Citizens, permanent residents, or refugees.



# STUDENTS ENROLLED FROM THE UNITED STATES AND/OR ITS TERRITORIES

	In-Territory	Out-of-Territory*	International	Total
Alabama	87	3	0	90
Alaska	0	1	0	1
Arkansas	0	3	0	3
California	0	3	0	3
Colorado	0	2	0	2
Delaware	0	1	0	1
District Of Columbia	0	1	0	1
Florida	0	9	0	9
Georgia	12	36	0	48
Idaho	0	2	0	2
Illinois	0	13	0	13
Indiana	0	13	0	13
Kansas	0	2	0	2
Kentucky	614	0	0	614
Maine	0	1	0	1
Maryland	0	6	0	6
Massachusetts	0	2	0	2
Michigan	0	11	0	11
Mississippi	0	6	0	6
Missouri	0	8	0	8
Montana	0	1	0	1
Nevada	0	1	0	1
New Hampshire	0	3	0	3
New Jersey	0	4	0	4
New Mexico	0	1	0	1
New York	0	6	0	6
North Carolina	61	14	0	75

\*Includes Permanent Residents who may be living In-Territory.

# STUDENTS ENROLLED FROM THE UNITED STATES AND/OR ITS TERRITORIES

	In-Territory	Out-of-Territory*	International	Total
Ohio	90	54	0	144
Oregon	0	7	0	7
Pennsylvania	0	12	0	12
South Carolina	20	3	0	23
South Dakota	0	1	0	1
Tennessee	121	26	0	147
Texas	0	8	0	8
Utah	0	2	0	2
Vermont	0	1	0	1
Virgin Islands	0	1	0	1
Virginia	51	16	0	67
Washington	0	3	0	3
West Virginia	62	4	0	66
Wisconsin	0	2	0	2
<b>TOTALS</b>	<b>1118</b>	<b>293</b>	<b>0</b>	<b>1411</b>

\*Includes Permanent Residents who may be living In-Territory.

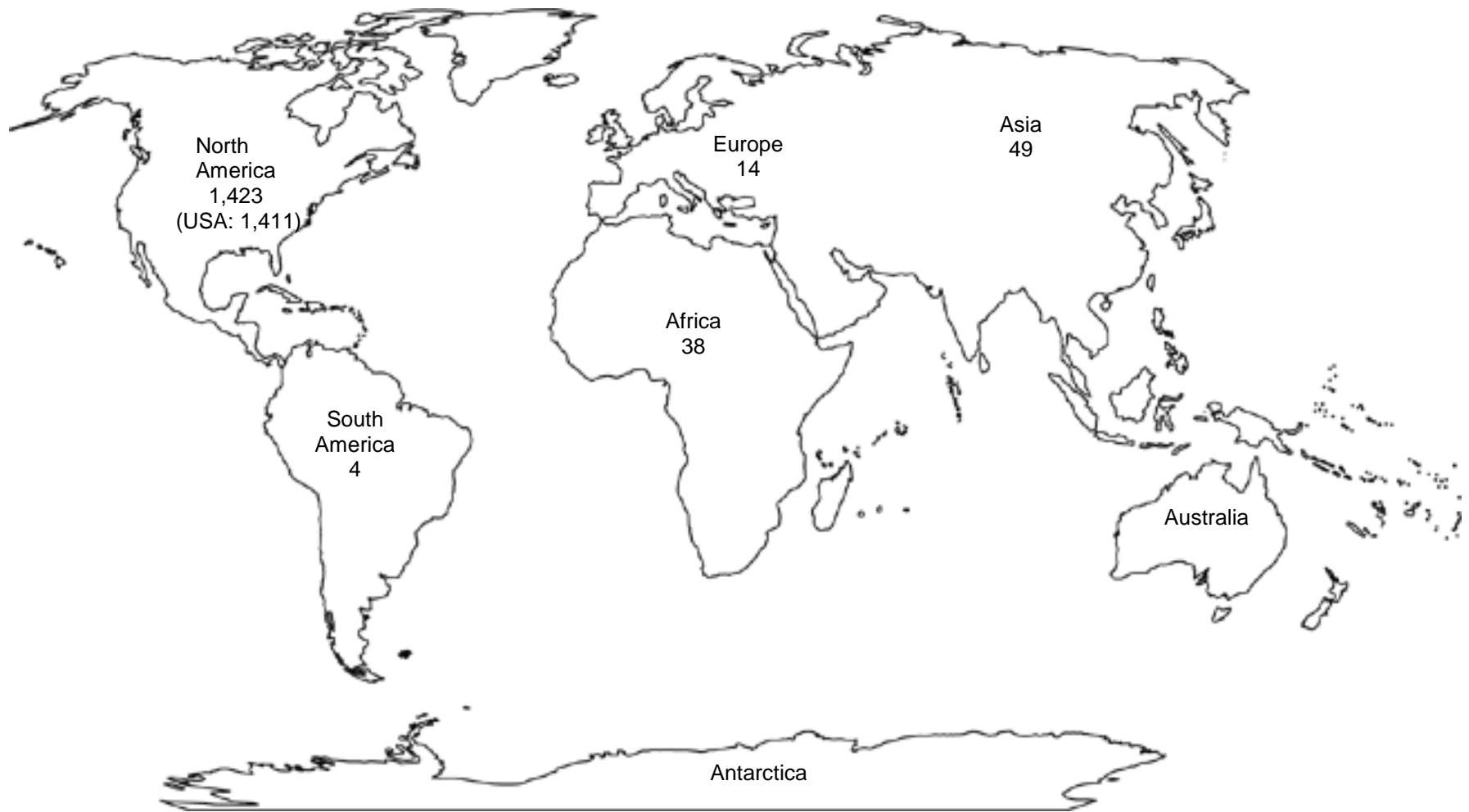
# STUDENTS ENROLLED FROM OUTSIDE THE UNITED STATES AND/OR ITS TERRITORIES

	Out-of-Territory	International	Total
Afghanistan	0	3	3
Argentina	0	1	1
Azerbaijan	0	2	2
Bangladesh	0	2	2
Bolivia	0	1	1
Botswana	2	0	2
Bulgaria	0	3	3
Cameroon	0	1	1
Ethiopia	0	2	2
Gabon	0	1	1
Germany	0	1	1
Ghana	2	4	6
Guatemala	1	0	1
Haiti	1	3	4
Honduras	1	1	2
India	1	0	1
Jamaica	0	1	1
Kampuchea (cambodia)	0	1	1
Kenya	0	4	4
Kosovo	0	1	1
Kyrgyzstan	0	2	2
Lebanon	0	1	1
Lesotho	0	1	1
Liberia	0	4	4
Malaysia	0	1	1
Mauritius	0	1	1
Mexico	1	1	2
Mongolia	0	1	1
Myanmar	0	3	3
Nepal	0	5	5
Nigeria	0	2	2
People's Rep. Of China	0	3	3
Romania	0	1	1
Rwanda	0	1	1
Serbia	0	1	1
Sierra Leone	1	0	1
Sri Lanka	0	2	2
Taiwan	1	0	1
Tanzania	0	1	1
The Gambia	0	1	1
Tibet, The Former	0	11	11
Trinidad & Tobago	0	2	2
Turkmenistan	0	4	4
Uganda	0	1	1
Ukraine	0	5	5
Uruguay	0	2	2

# STUDENTS ENROLLED FROM OUTSIDE THE UNITED STATES AND/OR ITS TERRITORIES

	Out-of-Territory	International	Total
Uzbekistan	0	2	2
Vietnam	0	4	4
West Bank	0	1	1
Zambia	0	2	2
Zimbabwe	0	7	7
<b>TOTALS</b>	11	106	117

# 2007 Fall Enrollment by Continent



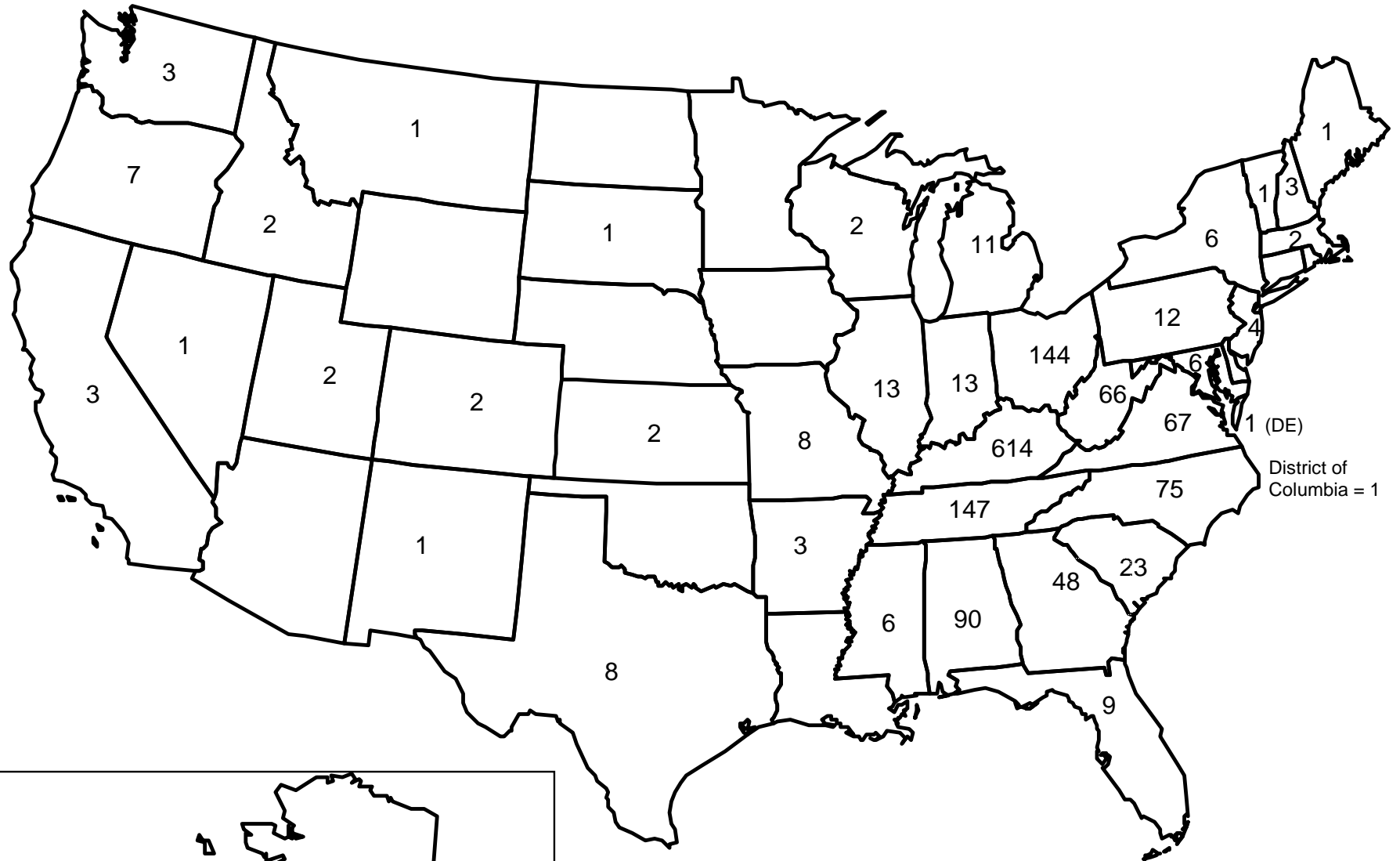
NOTE: The country of origin is based on application data, but does not necessarily reflect nationality or ethnicity.



# Continent/Country Breakdown

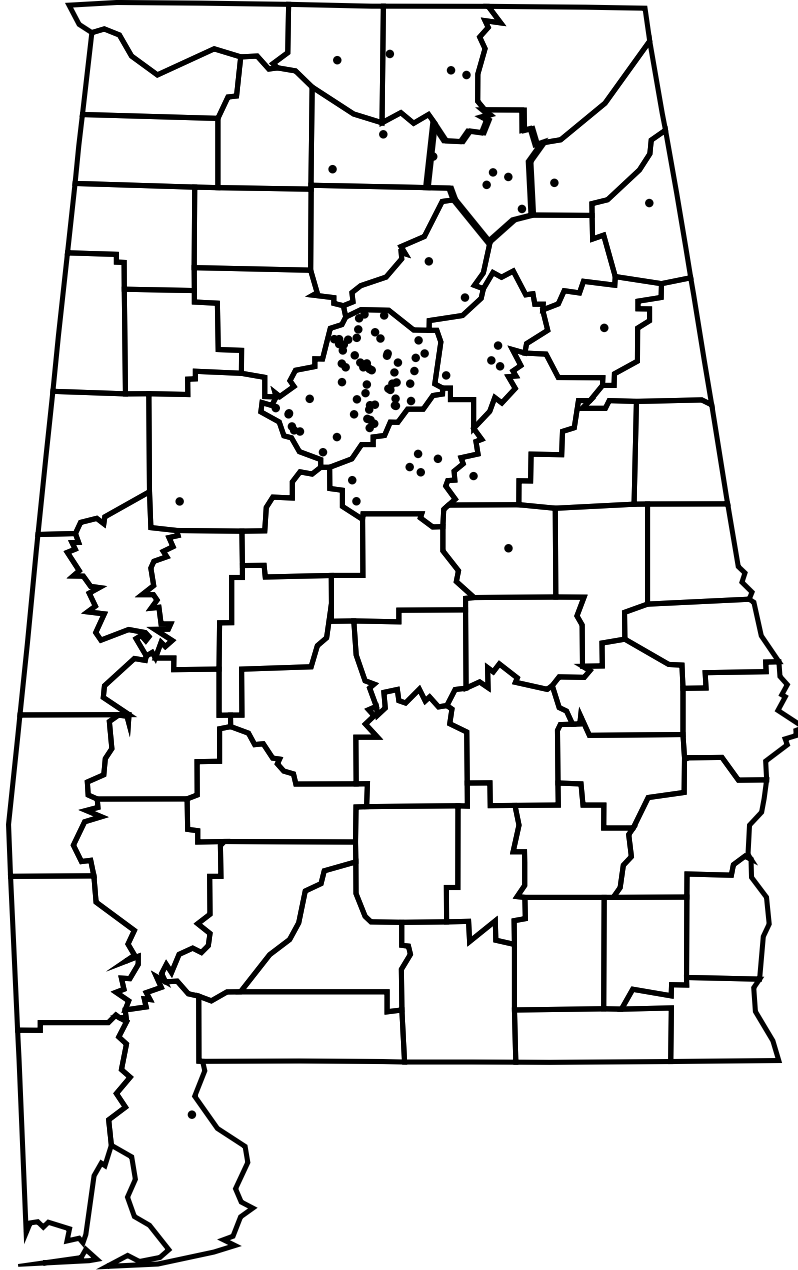
<b>Africa</b> <i>Breakdown by Country</i>		<b>Asia, continued</b> <i>Breakdown by Country</i>		<b>North America</b> <i>Breakdown by Country</i>	
Botswana	_____ 2	India	_____ 1	Guatemala	_____ 1
Cameroon	_____ 1	Kyrgyzstan	_____ 2	Haiti	_____ 4
Ethiopia	_____ 2	Lebanon	_____ 1	Honduras	_____ 2
Gabon	_____ 1	Malaysia	_____ 1	Jamaica	_____ 1
Ghana	_____ 6	Mongolia	_____ 1	Mexico	_____ 2
Kenya	_____ 4	Nepal	_____ 5	Trinidad and Tobago	_____ 2
Lesotho	_____ 1	Sri Lanka	_____ 2	United States	_____ 1,411
Liberia	_____ 4	Taiwan	_____ 1	<b>Total</b>	<b>_____ 1,423</b>
Mauritius	_____ 1	Tibet, The Former	_____ 11		
Nigeria	_____ 2	Turkmenistan	_____ 4		
Rwanda	_____ 1	Uzbekistan	_____ 2	<b>South America</b> <i>Breakdown by Country</i>	
Sierra Leone	_____ 1	Vietnam	_____ 4	Argentina	_____ 1
Tanzania	_____ 1	West Bank	_____ 1	Bolivia	_____ 1
The Gambia	_____ 1	<b>Total</b>	<b>_____ 49</b>	Uruguay	_____ 2
Uganda	_____ 1			<b>Total</b>	<b>_____ 4</b>
Zambia	_____ 2	<b>Europe</b> <i>Breakdown by Country</i>			
Zimbabwe	_____ 7	Azerbaijan	_____ 2	<b>Grand Total</b>	<b>_____ 1,528</b>
<b>Total</b>	<b>_____ 38</b>	Bulgaria	_____ 3		
		Germany	_____ 1		
<b>Asia</b> <i>Breakdown by Country</i>		Romania	_____ 1		
Afghanistan	_____ 3	Serbia (Kosovo)	_____ 2		
Bangladesh	_____ 2	Ukraine	_____ 5		
Burma (Myanmar)	_____ 3	<b>Total</b>	<b>_____ 14</b>		
Cambodia (Kampuchea)	_____ 1				
China	_____ 3				

# 2007 Fall Enrollment from the United States



NOTE: There is also one student enrolled from the U.S. Territory: Virgin Islands.

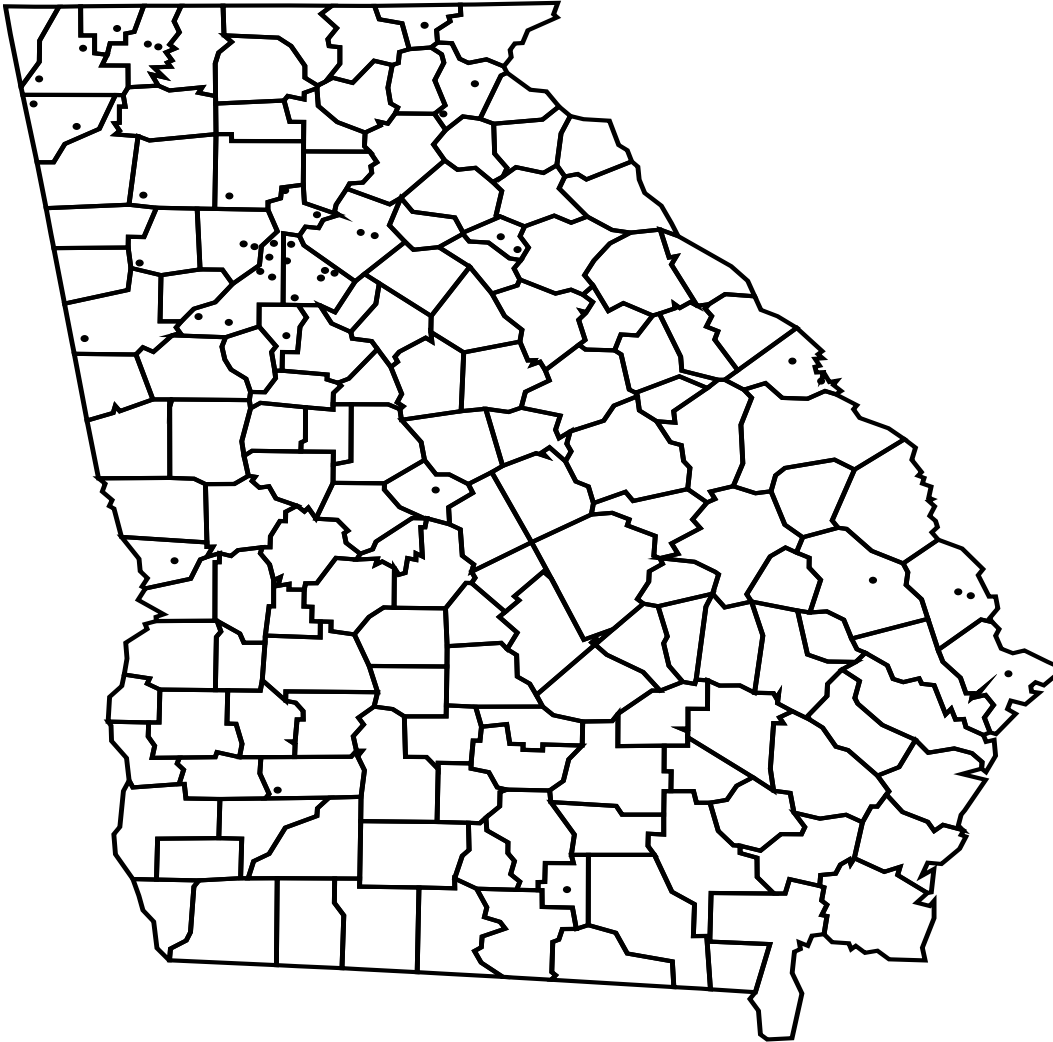
# ALABAMA



Baldwin	_____	1	De Kalb*	_____	1	Morgan*	_____	2
Blount*	_____	2	Jefferson*	_____	60	Saint Clair*	_____	4
Calhoun*	_____	1	Limestone*	_____	1	Shelby*	_____	6
Cherokee*	_____	1	Madison*	_____	3	Talladega*	_____	1
Coosa	_____	1	Marshall*	_____	5	Tuscaloosa	_____	1
						<b>TOTAL</b>	_____	<b>90</b>

\*Denotes In-Territory county.

# GEORGIA



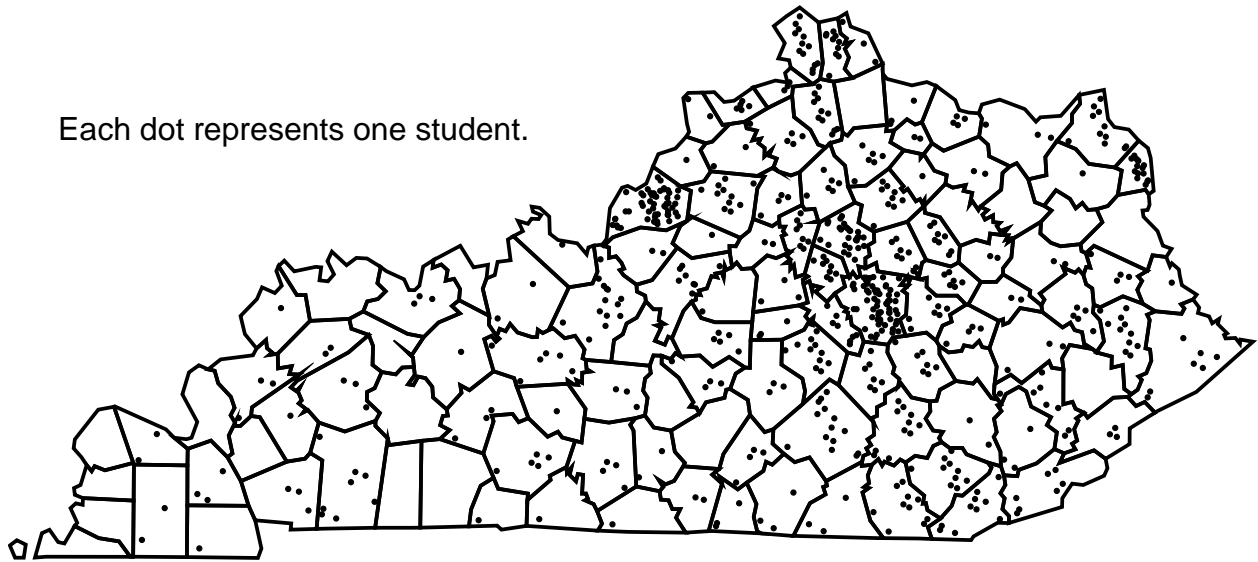
Each dot represents one student.

Bartow*	_____	1	Clarke	_____	2	Habersham*	_____	2
Bibb	_____	1	Clayton	_____	1	Lanier	_____	1
Bulloch	_____	1	Cobb	_____	2	Muscogee	_____	1
Carroll	_____	1	De Kalb	_____	8	Paulding	_____	1
Catoosa*	_____	1	Dougherty	_____	1	Towns*	_____	1
Chatham	_____	1	Effingham	_____	2	Walker*	_____	2
Chattooga*	_____	2	Fulton	_____	10	Whitfield*	_____	2
Cherokee*	_____	1	Gwinnett	_____	3			
						<b>TOTAL</b>	_____	<b>48</b>

\*Denotes In-Territory county.

# KENTUCKY

Each dot represents one student.



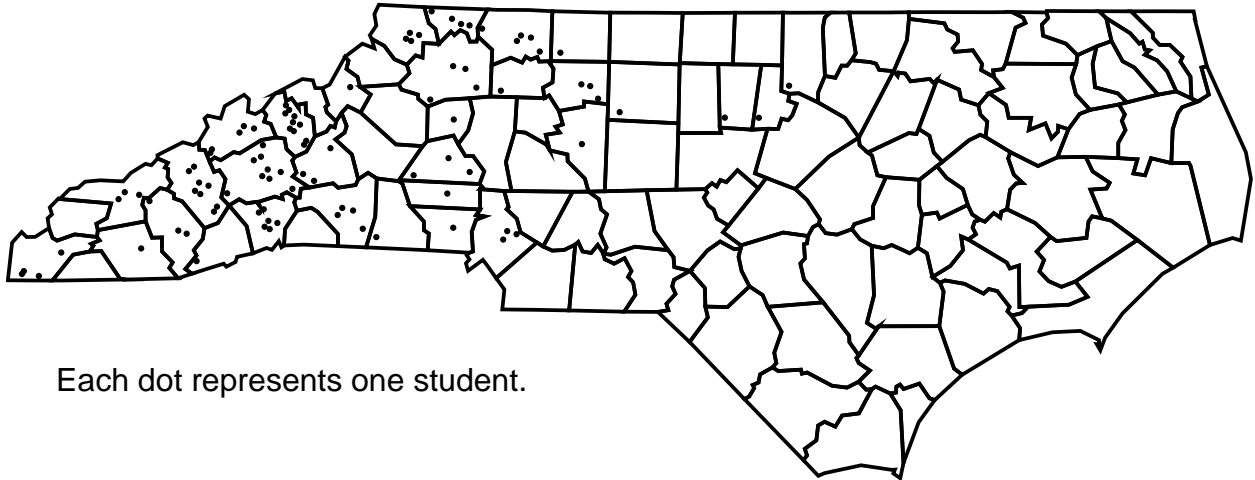
Allen*	_____	1	Casey*	_____	3	Grayson*	_____	6
Anderson*	_____	2	Christian*	_____	8	Greenup*	_____	11
Barren*	_____	4	Clark*	_____	8	Hardin*	_____	15
Bell*	_____	10	Clay*	_____	2	Harlan*	_____	7
Boone*	_____	14	Clinton*	_____	3	Harrison*	_____	6
Bourbon*	_____	9	Crittenden*	_____	3	Hart*	_____	3
Boyd*	_____	16	Cumberland*	_____	2	Henry*	_____	2
Boyle*	_____	3	Daviess*	_____	3	Hopkins*	_____	3
Bracken*	_____	3	Edmonson*	_____	1	Jackson*	_____	7
Breathitt*	_____	3	Estill*	_____	7	Jefferson*	_____	57
Breckinridge*	_____	2	Fayette*	_____	28	Jessamine*	_____	9
Bullitt*	_____	2	Fleming*	_____	2	Johnson*	_____	4
Butler*	_____	3	Floyd*	_____	12	Kenton*	_____	10
Caldwell*	_____	1	Franklin*	_____	4	Knox*	_____	10
Calloway*	_____	1	Gallatin*	_____	3	Laurel*	_____	11
Campbell*	_____	3	Garrard*	_____	8	Lee*	_____	4
Carroll*	_____	5	Grant*	_____	12	Leslie*	_____	3
Carter*	_____	1	Graves*	_____	2	Letcher*	_____	3

\*Denotes In-Territory county.

# KENTUCKY

Lewis*	_____	3	Morgan*	_____	2	Spencer*	_____	1
Lincoln*	_____	11	Nelson*	_____	8	Taylor*	_____	4
Madison*	_____	68	Nicholas*	_____	1	Trigg*	_____	3
Magoffin*	_____	5	Ohio*	_____	1	Trimble*	_____	2
Marion*	_____	5	Oldham*	_____	1	Union*	_____	1
Marshall*	_____	3	Owen*	_____	5	Warren*	_____	5
Martin*	_____	1	Perry*	_____	8	Washington*	_____	1
Mason*	_____	4	Pike*	_____	7	Wayne*	_____	3
McCracken*	_____	2	Powell*	_____	6	Webster*	_____	2
McCreary*	_____	3	Pulaski*	_____	15	Whitley*	_____	10
Meade*	_____	1	Robertson*	_____	2	Wolfe*	_____	2
Menifee*	_____	2	Rockcastle*	_____	7	Woodford*	_____	8
Mercer*	_____	3	Russell*	_____	4			
Metcalfe*	_____	2	Scott*	_____	6			
Monroe*	_____	1	Shelby*	_____	11			
Montgomery*	_____	8	Simpson*	_____	1	<b>Total</b>	_____	<b>614</b>

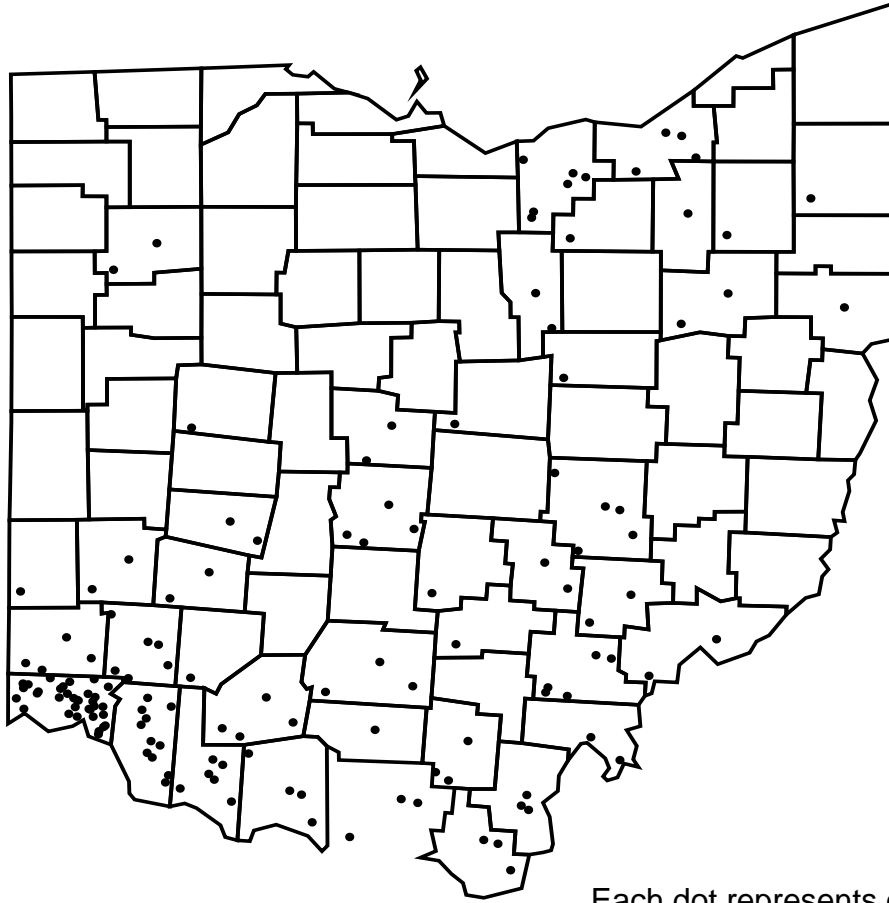
# NORTH CAROLINA



Each dot represents one student.

Alexander *	_____	1	Gaston	_____	1	Orange	_____	1
Alleghany*	_____	3	Granville	_____	1	Rutherford*	_____	3
Ashe*	_____	3	Guilford	_____	1	Stokes*	_____	1
Avery*	_____	1	Haywood*	_____	6	Surry*	_____	4
Buncombe*	_____	7	Henderson*	_____	5	Swain*	_____	2
Catawba	_____	2	Jackson*	_____	2	Transylvania*	_____	1
Cherokee*	_____	3	Lincoln	_____	1	Wilkes*	_____	3
Cleveland	_____	1	Macon*	_____	1	Yadkin	_____	1
Davidson	_____	1	Madison*	_____	4	Yancey*	_____	8
Durham	_____	1	McDowell*	_____	2			
Forsyth	_____	2	Mecklenburg	_____	2	<b>TOTAL</b>	_____	<b>75</b>

# OHIO



Each dot represents one student.

Adams*	_____	4	Greene	_____	2	Muskingum	_____	5
Ashland	_____	2	Hamilton*	_____	35	Perry*	_____	2
Athens*	_____	5	Highland*	_____	4	Pike*	_____	1
Brown*	_____	6	Hocking*	_____	1	Portage	_____	1
Butler	_____	4	Holmes	_____	1	Preble	_____	1
Clark	_____	2	Jackson*	_____	3	Putnam	_____	2
Clermont*	_____	11	Knox	_____	1	Ross*	_____	3
Clinton	_____	1	Lawrence*	_____	3	Scioto*	_____	3
Columbiana	_____	1	Logan	_____	1	Stark	_____	2
Cuyahoga	_____	4	Lorain	_____	6	Summit	_____	1
Delaware	_____	2	Medina	_____	1	Trumbull	_____	1
Fairfield	_____	1	Meigs*	_____	2	Warren	_____	6
Franklin	_____	4	Montgomery	_____	2	Washington*	_____	2
Gallia*	_____	3	Morgan*	_____	2	<b>TOTAL</b>	_____	<b>144</b>

\*Denotes In-Territory county



# SOUTH CAROLINA

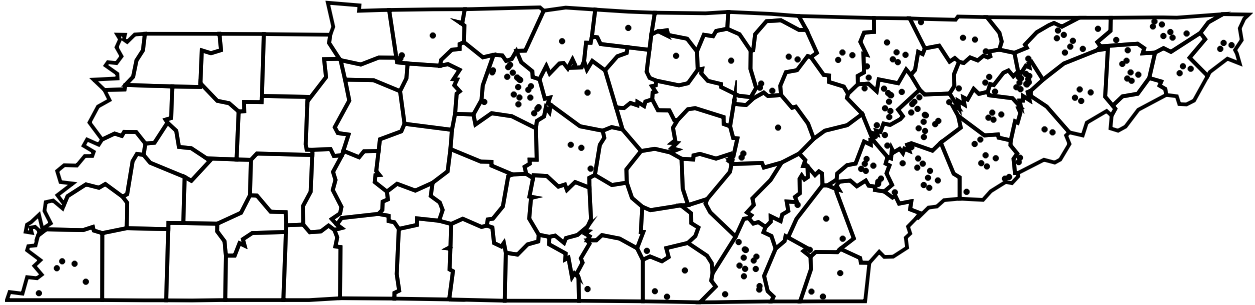


Each dot represents one student.

Anderson	_____	1	Oconee*	_____	4	Spartanburg*	_____	3
Greenville*	_____	9	Pickens*	_____	3	York	_____	1
Greenwood	_____	1	Richland	_____	1	<b>TOTAL</b>	_____	<b>23</b>

\*Denotes In-Territory county.

# TENNESSEE

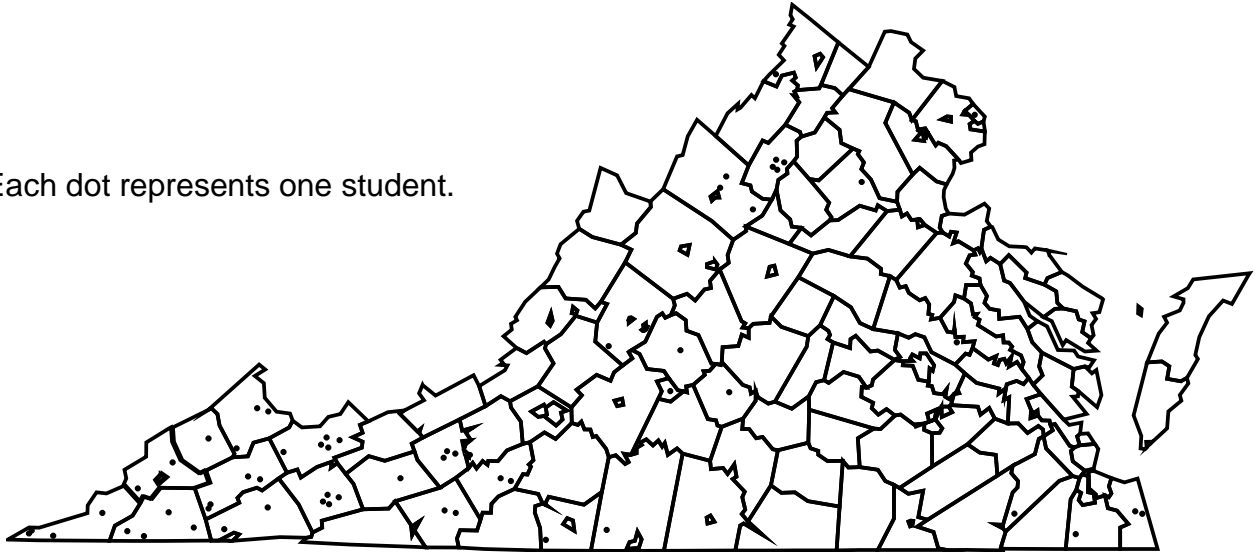


Each dot represents one student.

Anderson*	_____	8	Hamblen*	_____	10	Overton*	_____	1
Blount*	_____	8	Hamilton*	_____	10	Polk*	_____	2
Campbell*	_____	5	Hawkins*	_____	7	Rutherford	_____	2
Carter*	_____	2	Jackson*	_____	1	Scott*	_____	2
Claiborne*	_____	3	Jefferson*	_____	3	Sevier*	_____	7
Cocke*	_____	3	Johnson*	_____	2	Shelby	_____	4
Cumberland*	_____	2	Knox*	_____	12	Sullivan*	_____	6
Davidson	_____	15	Loudon*	_____	6	Sumner	_____	1
Fentress*	_____	4	Macon*	_____	1	Washington*	_____	5
Franklin	_____	1	Marion*	_____	2	Wilson	_____	1
Grainger*	_____	2	McMinn*	_____	2			
Greene*	_____	3	Meigs*	_____	1			
Grundy*	_____	1	Montgomery	_____	2	<b>TOTAL</b>	_____	<b>147</b>

# VIRGINIA

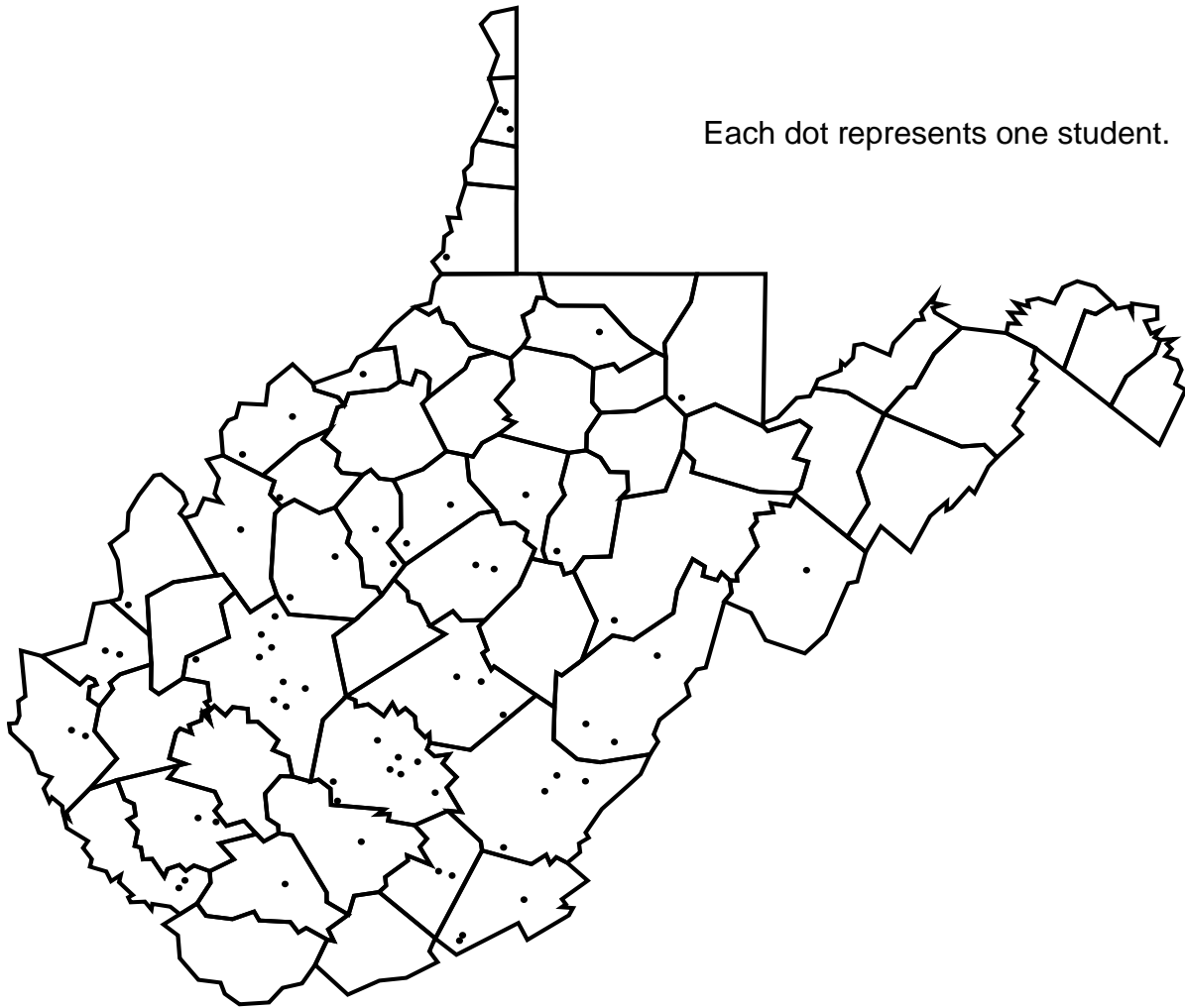
Each dot represents one student.



Amherst*	_____	1	Frederick*	_____	1	Rockingham*	_____	3
Appomattox	_____	1	Galax City	_____	3	Russell*	_____	4
Arlington	_____	1	Hanover	_____	1	Scott*	_____	4
Bristol City	_____	1	Henry	_____	1	Smyth*	_____	4
Buchanan*	_____	3	Lee*	_____	4	Tazewell*	_____	5
Carroll*	_____	2	Lynchburg City	_____	1	Virginia Beach City	__	2
Charlottesville City	_____	3	Montgomery*	_____	1	Washington*	_____	2
Chesapeake City	_____	1	Page*	_____	4	Wise*	_____	2
Culpeper	_____	1	Pittsylvania	_____	1	Wythe*	_____	1
Fairfax	_____	3	Pulaski*	_____	3			
Floyd*	_____	2	Rockbridge*	_____	1	<b>TOTAL</b>	_____	<b>67</b>

\*Denotes In-Territory county.

# WEST VIRGINIA



Braxton*	_____	2	Logan*	_____	2	Preston*	_____	1
Brooke	_____	3	Marion*	_____	1	Raleigh*	_____	1
Cabell*	_____	2	Marshall	_____	1	Randolph*	_____	1
Calhoun*	_____	2	Mason*	_____	1	Roane*	_____	2
Fayette*	_____	8	Mingo*	_____	2	Summers*	_____	2
Gilmer*	_____	2	Monroe*	_____	3	Upshur*	_____	1
Greenbrier*	_____	4	Nicholas*	_____	3	Wayne*	_____	2
Jackson*	_____	1	Pendleton*	_____	1	Wirt*	_____	1
Kanawha*	_____	9	Pleasants*	_____	1	Wood*	_____	2
Lewis*	_____	1	Pocahontas*	_____	3	Wyoming*	_____	1
						<b>TOTAL</b>	_____	<b>66</b>

\*Denotes In-Territory county.

# State/County Breakdown: U.S. Territory and Out-of-Territory States

<p style="text-align: center;"><b>Alaska</b> <i>Breakdown by County</i></p> <p>Anchorage _____ 1</p>	<p style="text-align: center;"><b>Florida, continued</b> <i>Breakdown by County</i></p> <p>Hernando _____ 1</p> <p>Pinellas _____ 1</p> <p>Polk _____ 1</p> <p>Putnam _____ 1</p> <p>Saint Johns _____ 1</p> <p>Saint Lucie _____ 1</p> <p style="text-align: center;">Total _____ 9</p>	<p style="text-align: center;"><b>Indiana, continued</b> <i>Breakdown by County</i></p> <p>Delaware _____ 1</p> <p>Jasper _____ 1</p> <p>Jefferson _____ 1</p> <p>Lawrence _____ 1</p> <p>Marion _____ 1</p> <p>Perry _____ 1</p> <p>Ripley _____ 1</p> <p>Tippecanoe _____ 1</p> <p>Warrick _____ 1</p> <p>Washington _____ 1</p> <p style="text-align: center;">Total _____ 13</p>
<p style="text-align: center;"><b>Arkansas</b> <i>Breakdown by County</i></p> <p>Benton _____ 1</p> <p>Carroll _____ 1</p> <p>Sebastian _____ 1</p> <p style="text-align: center;">Total _____ 3</p>	<p style="text-align: center;"><b>Idaho</b> <i>Breakdown by County</i></p> <p>Elmore _____ 1</p> <p>Madison _____ 1</p> <p style="text-align: center;">Total _____ 2</p>	<p style="text-align: center;"><b>Kansas</b> <i>Breakdown by County</i></p> <p>Rice _____ 1</p> <p>Wyandotte _____ 1</p> <p style="text-align: center;">Total _____ 2</p>
<p style="text-align: center;"><b>California</b> <i>Breakdown by County</i></p> <p>Alameda _____ 1</p> <p>San Bernardino _____ 1</p> <p>Trinity _____ 1</p> <p style="text-align: center;">Total _____ 3</p>	<p style="text-align: center;"><b>Illinois</b> <i>Breakdown by County</i></p> <p>Bureau _____ 1</p> <p>Champaign _____ 1</p> <p>Cook _____ 5</p> <p>Du Page _____ 1</p> <p>Iroquois _____ 1</p> <p>Kane _____ 1</p> <p>Peoria _____ 1</p> <p>Saint Clair _____ 1</p> <p>Sangamon _____ 1</p> <p style="text-align: center;">Total _____ 13</p>	<p style="text-align: center;"><b>Maine</b> <i>Breakdown by County</i></p> <p>Knox _____ 1</p>
<p style="text-align: center;"><b>Colorado</b> <i>Breakdown by County</i></p> <p>Alamasso _____ 1</p> <p>El Paso _____ 1</p> <p style="text-align: center;">Total _____ 2</p>	<p style="text-align: center;"><b>Delaware</b> <i>Breakdown by County</i></p> <p>Kent _____ 1</p>	<p style="text-align: center;"><b>Maryland</b> <i>Breakdown by County</i></p> <p>Baltimore _____ 1</p> <p>Baltimore City _____ 1</p> <p>Cecil _____ 1</p> <p>Montgomery _____ 2</p> <p>Prince Georges _____ 1</p> <p style="text-align: center;">Total _____ 6</p>
<p style="text-align: center;"><b>District of Columbia</b> <i>Breakdown by County</i></p> <p>District of Columbia _____ 1</p>	<p style="text-align: center;"><b>Indiana</b> <i>Breakdown by County</i></p> <p>Allen _____ 1</p> <p>Benton _____ 1</p> <p>Clay _____ 1</p>	
<p style="text-align: center;"><b>Florida</b> <i>Breakdown by County</i></p> <p>Bay _____ 1</p> <p>Collier _____ 1</p> <p>Duval _____ 1</p>		

# State/County Breakdown: U.S. Territory and Out-of-Territory States

**Massachusetts**  
*Breakdown by County*

Franklin	_____	1
Hampshire	_____	1
<b>Total</b>	<b>_____</b>	<b>2</b>

**Michigan**  
*Breakdown by County*

Gladwin	_____	1
Lenawee	_____	1
Livingston	_____	1
Ottawa	_____	2
Saginaw	_____	1
Shiawassee	_____	1
Tuscola	_____	1
Wayne	_____	3
<b>Total</b>	<b>_____</b>	<b>11</b>

**Mississippi**  
*Breakdown by County*

De Soto	_____	1
Hinds	_____	1
Pontotoc	_____	1
Rankin	_____	1
Sunflower	_____	2
<b>Total</b>	<b>_____</b>	<b>6</b>

**Missouri**  
*Breakdown by County*

Bates	_____	1
Cape Girardeau	_____	1
Clay	_____	1
Dunklin	_____	1
Jackson	_____	1
Pettis	_____	1

**Missouri, continued**  
*Breakdown by County*

Saint Louis	_____	1
Warren	_____	1
<b>Total</b>	<b>_____</b>	<b>8</b>

**Montana**  
*Breakdown by County*

Missoula	_____	1
----------	-------	---

**Nevada**  
*Breakdown by County*

Nye	_____	1
-----	-------	---

**New Hampshire**  
*Breakdown by County*

Carroll	_____	1
Grafton	_____	1
Rockingham	_____	1
<b>Total</b>	<b>_____</b>	<b>3</b>

**New Jersey**  
*Breakdown by County*

Camden	_____	1
Cumberland	_____	1
Ocean	_____	1
Passaic	_____	1
<b>Total</b>	<b>_____</b>	<b>4</b>

**New Mexico**  
*Breakdown by County*

Bernalillo	_____	1
------------	-------	---

**New York**  
*Breakdown by County*

Allegany	_____	2
Queens	_____	1
Schoharie	_____	1

**New York, continued**  
*Breakdown by County*

Wyoming	_____	2
<b>Total</b>	<b>_____</b>	<b>8</b>

**Oregon**  
*Breakdown by County*

Harney	_____	1
Jackson	_____	1
Josephine	_____	1
Malheur	_____	2
Multnomah	_____	1
Washington	_____	1
<b>Total</b>	<b>_____</b>	<b>7</b>

**Pennsylvania**  
*Breakdown by County*

Allegheny	_____	2
Armstrong	_____	1
Berks	_____	1
Bradford	_____	1
Bucks	_____	1
Cumberland	_____	1
Delaware	_____	1
Indiana	_____	1
Venango	_____	1
Washington	_____	1
Westmoreland	_____	1
<b>Total</b>	<b>_____</b>	<b>12</b>

**South Dakota**  
*Breakdown by County*

Codington	_____	1
-----------	-------	---

# State/County Breakdown: U.S. Territory and Out-of-Territory States

<b>Texas</b> <i>Breakdown by County</i>	<b>Utah</b> <i>Breakdown by County</i>	<b>Washington</b> <i>Breakdown by County</i>
Archer _____ 1	Cache _____ 1	King _____ 3
Bell _____ 1	Salt Lake _____ 1	
Cass _____ 1	Total _____ 2	
Denton _____ 1	<b>Vermont</b> <i>Breakdown by County</i>	<b>Wisconsin</b> <i>Breakdown by County</i>
Harris _____ 1	Washington _____ 1	Milwaukee _____ 1
Henderson _____ 1		Walworth _____ 1
Kerr _____ 1	<b>Virgin Islands (U.S. Territory)</b> <i>Breakdown by County</i>	Total _____ 2
Tarrant _____ 1	Saint Croix _____ 1	
Total _____ 8		

# 2007 First-Year Students (421) Continent/Country Breakdown

**Africa**  
*Breakdown by Country*

Ghana	_____	1
Kenya	_____	1
Nigeria	_____	2
Rwanda	_____	1
Zimbabwe	_____	2
<b>Total</b>	<b>_____</b>	<b>7</b>

**Europe**  
*Breakdown by Country*

Romania	_____	1
<b>North America</b> <i>Breakdown by Country</i>		
Haiti	_____	2
Trinidad & Tobago	_____	1
United States	_____	398
<b>Total</b>	<b>_____</b>	<b>401</b>

**Asia**  
*Breakdown by Country*

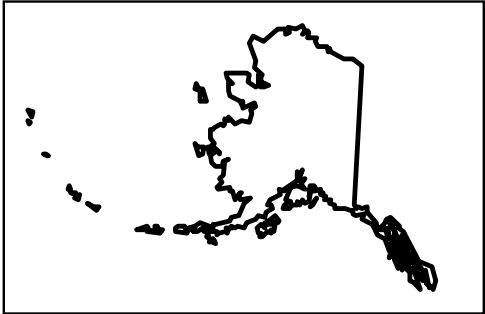

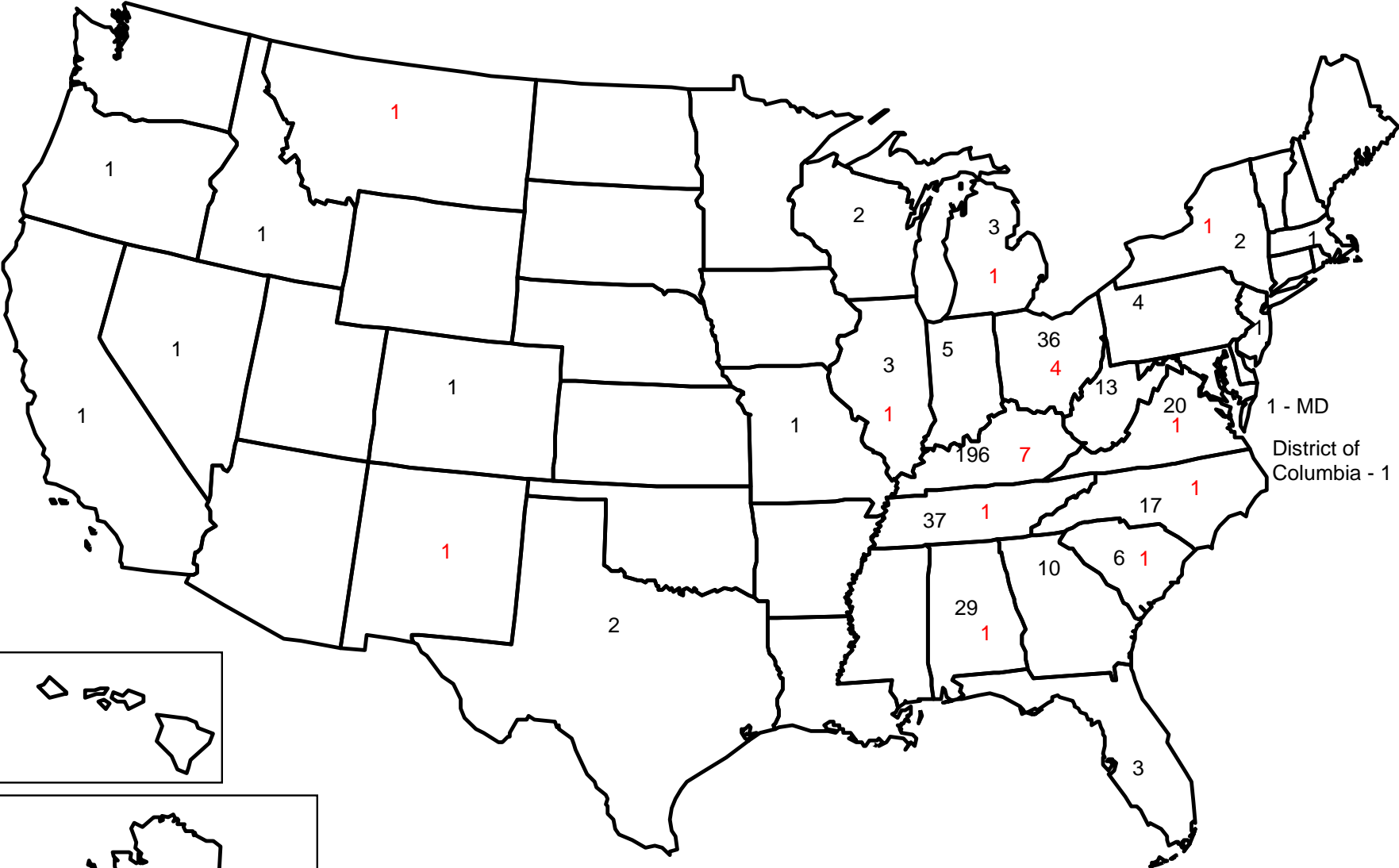
Afghanistan	_____	1
Burma(Myanmar)	_____	2
China	_____	1
Nepal	_____	1
Tibet, The Former	_____	2
Turkmenistan	_____	2
Vietnam	_____	1
West Bank	_____	1
<b>Total</b>	<b>_____</b>	<b>11</b>

**South America**  
*Breakdown by Country*

Bolivia	_____	1
---------	-------	---



# 2007 First-Year and Transfer Student Map with International Students



NOTE: Numbers in red are transfer students.

Foreign Countries:			
Afghanistan	1	Romania	1
Bolivia	1	Rwanda	1
Burma(Myanmar)	2	Tibet, The Former	2
China	1	Trinidad & Tobago	1
Ghana	1	Turkmenistan	2
Haiti	2	Vietnam	1
Kenya	1	West Bank	1
Nepal	1	Zimbabwe	2
Nigeria	2	<b>TOTAL</b>	<b>23</b>

# 2007 First-Year Students (421) State/County Breakdown (N=398)

<b>Alabama</b>			<b>Georgia, continued</b>			<b>Kentucky, continued</b>		
<i>Breakdown by County</i>			<i>Breakdown by County</i>			<i>Breakdown by County</i>		
Blount*	_____	1	Clarke	_____	1	Bourbon*	_____	3
Cherokee*	_____	1	Cobb	_____	1	Boyd*	_____	2
Jefferson*	_____	19	Effingham	_____	1	Boyle*	_____	1
Madison*	_____	1	Fulton	_____	3	Breathitt*	_____	1
Marshall*	_____	2	Whitfield*	_____	1	Breckinridge*	_____	1
Morgan*	_____	1	Total	_____	10	Carroll*	_____	2
Saint Clair*	_____	1				Casey*	_____	1
Shelby*	_____	1				Christian*	_____	2
Talladega*	_____	1	<b>Idaho</b>			Clark*	_____	4
Tuscaloosa	_____	1	<i>Breakdown by County</i>			Clay*	_____	1
Total	_____	29	Madison	_____	1	Clinton*	_____	2
						Daviess*	_____	1
<b>California</b>			<b>Illinois</b>			<b>Kentucky</b>		
<i>Breakdown by County</i>			<i>Breakdown by County</i>			<i>Breakdown by County</i>		
Alameda	_____	1	Iroquois	_____	1	Edmonson*	_____	1
			Kane	_____	1	Estill*	_____	3
<b>Colorado</b>			Peoria	_____	1	Fayette*	_____	6
<i>Breakdown by County</i>			Total	_____	3	Floyd*	_____	5
Alamosa	_____	1				Garrard*	_____	2
			<b>Indiana</b>			Grant*	_____	7
<b>District of Columbia</b>			<i>Breakdown by County</i>			Graves*	_____	2
<i>Breakdown by County</i>			Benton	_____	1	Grayson*	_____	1
District of Columbia	_____	1	Delaware	_____	1	Greenup*	_____	1
			Lawrence	_____	1	Hardin*	_____	5
<b>Florida</b>			Marion	_____	1	Harlan*	_____	2
<i>Breakdown by County</i>			Tippecanoe	_____	1	Harrison*	_____	2
Collier	_____	1	Total	_____	5	Henry*	_____	2
Putnam	_____	1				Jackson*	_____	3
Saint Johns	_____	1	<b>Kentucky</b>			Jefferson*	_____	10
Total	_____	3	<i>Breakdown by County</i>			Jessamine*	_____	4
			Allen*	_____	1	Johnson*	_____	4
<b>Georgia</b>			Anderson*	_____	1	Kenton*	_____	4
<i>Breakdown by County</i>			Barren*	_____	2	Knox*	_____	2
Bibb	_____	1	Bell*	_____	2			
Carroll	_____	1	Boone*	_____	7			
Chattooga*	_____	1						

\*Denotes In-Territory county.

# 2007 First-Year Students (421) State/County Breakdown (N=398)

<b>Kentucky, continued</b> <i>Breakdown by County</i>	<b>Kentucky, continued</b> <i>Breakdown by County</i>	<b>North Carolina</b> <i>Breakdown by County</i>
Laurel* _____ 3	Whitley* _____ 3	Alexander* _____ 1
Lee* _____ 3	Woodford* _____ 4	Alleghany* _____ 2
Leslie* _____ 2	Total _____ 196	Buncombe* _____ 1
Letcher* _____ 1	<b>Maryland</b>	Haywood* _____ 3
Lewis* _____ 1	<i>Breakdown by County</i>	Henderson* _____ 3
Lincoln* _____ 3	Baltimore City _____ 1	Jackson* _____ 1
Madison* _____ 19	<b>Massachusetts</b>	Mecklenburg _____ 1
Magoffin* _____ 2	<i>Breakdown by County</i>	Rutherford* _____ 1
Marion* _____ 1	Hampshire _____ 1	Surry* _____ 2
Marshall* _____ 1	<b>Michigan</b>	Yancey* _____ 2
Martin* _____ 1	<i>Breakdown by County</i>	Total _____ 17
McCracken* _____ 2	Ottawa _____ 1	<b>Ohio</b>
McCreary* _____ 2	Shiawassee _____ 1	<i>Breakdown by County</i>
Menifee* _____ 1	Wayne _____ 1	Adams* _____ 1
Mercer* _____ 3	Total _____ 3	Athens* _____ 1
Metcalf* _____ 1	<b>Missouri</b>	Brown* _____ 1
Monroe* _____ 1	<i>Breakdown by County</i>	Clermont* _____ 3
Montgomery* _____ 4	Pettis _____ 1	Cuyahoga _____ 2
Morgan* _____ 1	<b>Nevada</b>	Franklin _____ 1
Nelson* _____ 6	<i>Breakdown by County</i>	Gallia* _____ 1
Oldham* _____ 1	Nye _____ 1	Greene _____ 1
Owen* _____ 1	<b>New Jersey</b>	Hamilton* _____ 11
Perry* _____ 6	<i>Breakdown by County</i>	Highland* _____ 1
Pike* _____ 1	Ocean _____ 1	Lawrence* _____ 2
Pulaski* _____ 4	<b>New York</b>	Lorain _____ 1
Rockcastle* _____ 2	<i>Breakdown by County</i>	Meigs* _____ 1
Russell* _____ 2	Queens _____ 1	Montgomery _____ 1
Shelby* _____ 8	Wyoming _____ 1	Morgan* _____ 1
Taylor* _____ 2	Total _____ 2	Muskingum _____ 1
Warren* _____ 2		Pike* _____ 1
Wayne* _____ 2		Putnam _____ 2

\*Denotes In-Territory county.

# 2007 First-Year Students (421) State/County Breakdown (N=398)

<b>Ohio, continued</b>		<b>Tennessee, Continued</b>		<b>Virginia, continued</b>	
<i>Breakdown by County</i>		<i>Breakdown by County</i>		<i>Breakdown by County</i>	
Trumbull	1	Greene*	1	Rockingham*	1
Washington*	2	Grundy*	1	Russell*	2
Total	36	Hamblen*	3	Scott*	1
		Hamilton*	2	Smyth*	2
<b>Oregon</b>		Hawkins*	3	Tazewell*	2
<i>Breakdown by County</i>		Johnson*	1	Virginia Beach City	1
Harney	1	Knox*	2	Washington*	1
<b>Pennsylvania</b>		Loudon*	3	Wise*	1
<i>Breakdown by County</i>		McMinn*	1	Wythe*	1
Allegheny	1	Polk*	2	Total	20
Bradford	1	Sevier*	3		
Delaware	1	Shelby	1	<b>West Virginia</b>	
Venango	1	Sumner	1	<i>Breakdown by County</i>	
Total	4	Washington*	2	Calhoun*	1
		Total	37	Gilmer *	1
<b>South Carolina</b>				Jackson*	1
<i>Breakdown by County</i>		<b>Texas</b>		Kanawha*	4
Anderson	1	<i>Breakdown by County</i>		Monroe*	2
Greenville*	2	Denton	1	Nicholas*	2
Pickens*	2	Harris	1	Preston*	1
Spartanburg*	1	Total	2	Summers*	1
Total	6			Total	13
<b>Tennessee</b>		<b>Virginia</b>		<b>Wisconsin</b>	
<i>Breakdown by County</i>		<i>Breakdown by County</i>		<i>Breakdown by County</i>	
Anderson*	2	Amherst*	1	Milwaukee	1
Blount*	1	Bristol City	1	Walworth	1
Carter*	1	Chesapeake City	1	Total	2
Claiborne*	1	Galax City	2		
Davidson	4	Pittsylvania	1		
Fentress*	1	Pulaski*	1		
Grainger*	1	Rockbridge*	1		

# 2007 Transfer Students (N=21) State/County Breakdown

<p style="text-align: center;"><b>Alabama</b> <i>Breakdown by County</i></p> <p>Jefferson*      _____ 1</p>	<p style="text-align: center;"><b>Montana</b> <i>Breakdown by County</i></p> <p>Missoula      _____ 1</p>	<p style="text-align: center;"><b>South Carolina</b> <i>Breakdown by County</i></p> <p>Richland      _____ 1</p>
<p style="text-align: center;"><b>Illinois</b> <i>Breakdown by County</i></p> <p>Cook      _____ 1</p>	<p style="text-align: center;"><b>New Mexico</b> <i>Breakdown by County</i></p> <p>Bernalillo      _____ 1</p>	<p style="text-align: center;"><b>Tennessee</b> <i>Breakdown by County</i></p> <p>Anderson*      _____ 1</p>
<p style="text-align: center;"><b>Kentucky</b> <i>Breakdown by County</i></p> <p>Butler*      _____ 1</p> <p>Casey*      _____ 1</p> <p>Harlan*      _____ 1</p> <p>Jackson*      _____ 1</p> <p>Jessamine*      _____ 1</p> <p>Lincoln*      _____ 1</p> <p>Warren*      _____ 1</p> <p style="text-align: right;"><b>Total</b>      _____ 7</p>	<p style="text-align: center;"><b>New York</b> <i>Breakdown by County</i></p> <p>Schoharie      _____ 1</p>	<p style="text-align: center;"><b>Virginia</b> <i>Breakdown by County</i></p> <p>Charlottesville City      _____ 1</p>
	<p style="text-align: center;"><b>North Carolina</b> <i>Breakdown by County</i></p> <p>Yancey*      _____ 1</p>	
	<p style="text-align: center;"><b>Ohio</b> <i>Breakdown by County</i></p> <p>Hamilton*      _____ 2</p> <p>Warren      _____ 2</p> <p style="text-align: right;"><b>Total</b>      _____ 4</p>	
<p style="text-align: center;"><b>Michigan</b> <i>Breakdown by County</i></p> <p>Gladwin      _____ 1</p>		