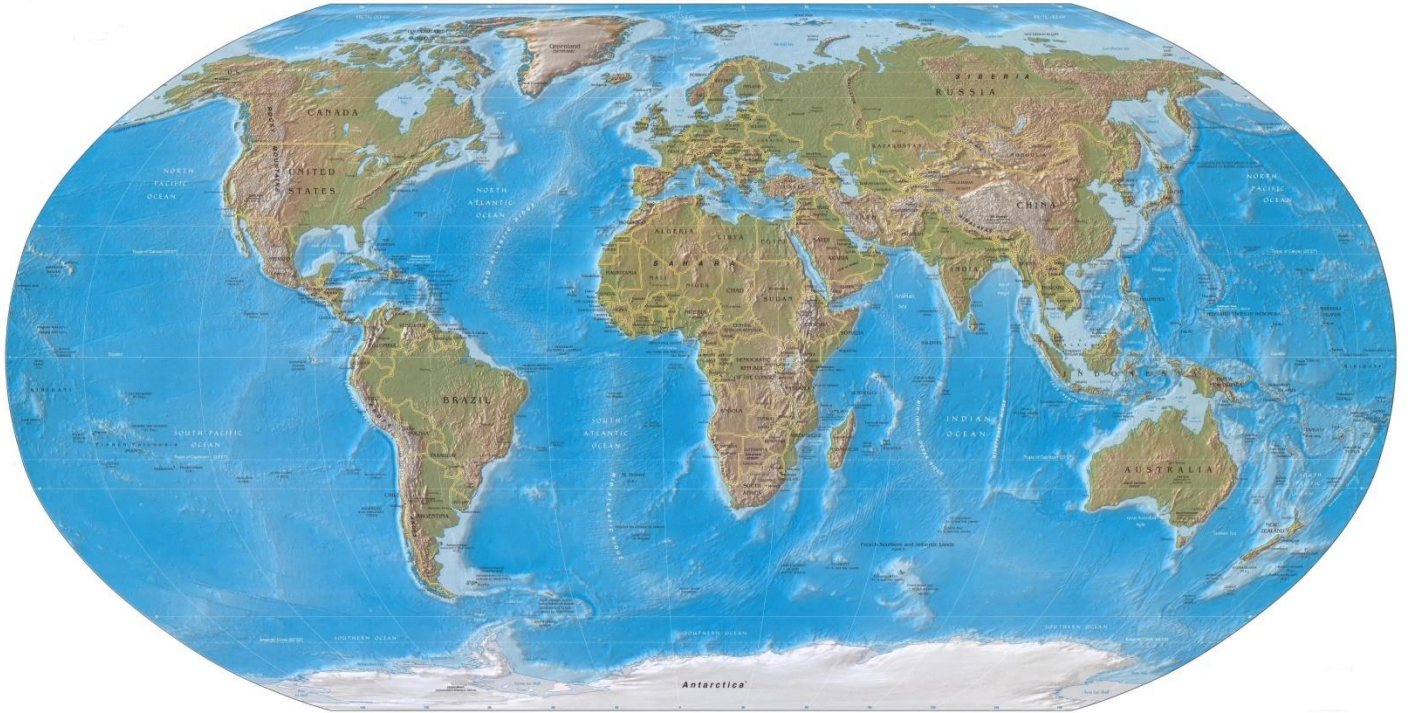


# Berea College



## 2008 Geographical Report

Office of Institutional Research and Assessment

This report can also be found online at:  
[www.berea.edu/ira/documents/2008GeographicalReport.pdf](http://www.berea.edu/ira/documents/2008GeographicalReport.pdf)

# TABLE OF CONTENTS

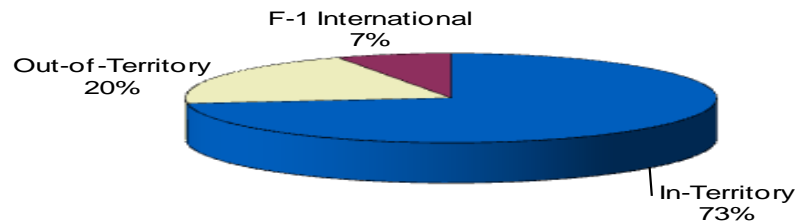
Total Enrollment Figures; breakdowns by Degree-Seeking and Non-Degree-Seeking Students .....	1
Total States, Territories, and Countries Represented .....	2
Definitions of Territory Categories .....	2
<b><u>ALL STUDENTS</u></b>	
Number of Students Enrolled from the United States and U.S. Territories.....	3
Number of Students Enrolled from Outside the United States and U.S. Territories.....	4
Enrollment Map by Continent.....	6
Continent/Country Breakdown .....	7
Enrollment Map of the United States .....	8
<b><u>Enrollment Maps of In-Territory States, including County Breakdown</u></b>	
Alabama.....	9
Georgia .....	10
Kentucky .....	11
North Carolina.....	13
Ohio .....	14
South Carolina .....	15
Tennessee .....	16
Virginia.....	17
West Virginia.....	18
State/County Breakdown of U.S. Territory and Out-of-Territory States .....	19
<b><u>FIRST-YEAR STUDENTS (in green)</u></b>	
Continent/Country Breakdown .....	22
Enrollment Map of the United States and Listing of Foreign Countries (includes transfers).....	23
State/County Breakdown .....	24
<b><u>NEW TRANSFERS (in blue)</u></b>	
State/County Breakdown .....	27
<b><u>Individual Student Data</u></b>	
Students Enrolled from Outside the U.S. and its Territories.....	28
Students Enrolled from the U.S. and/or its Territories.....	31

## FALL 2008 DEGREE-SEEKING STUDENT ENROLLMENT GEOGRAPHIC DISTRIBUTION BY TERRITORY

<b>TOTAL HEADCOUNT ENROLLMENT</b>	<b>1,549</b>
Degree-Seeking Students	(1,491)
Non-Degree-Seeking Students	(58)

**Degree-Seeking Students by:**

In-Territory	Out-of-Territory	F-1 International	Total
1,082	296	111	1,491
(73%)	(20%)	(7%)	(100%)



*Degree-Seeking Students by Territory:*

NOTE: The category "F-1 International" does not include all students who come to the College from other countries or with substantial international experience. For example, "permanent residents" who may be asylees or refugees are counted as "In-Territory" or "Out-of-Territory" rather than "F- 1 International" depending on residence at the time of application. These students are eligible for federal financial aid that F-1 International students cannot legally receive. In Fall 2008, thirty-five (35) Berea College students were designated as "permanent residents."

**Non-Degree-Seeking Students by Category:**

Berea Community School	27
Employees	4
Madison Southern High School	4
Community (Special)	12
Post-Graduate	0
Transient/Exchange	<u>11</u>
Subtotal	58

## TOTAL STATES, TERRITORIES, AND COUNTRIES REPRESENTED: FALL 2008 ENROLLMENT

- 39 different states
- 1 U.S. Territory (Virgin Islands)
- 55 countries other than the U.S.

### DEFINITIONS OF TERRITORY CATEGORIES

Berea College students are characterized by one of three "geographical" categories. They are:

- *In-Territory*: Students who come from much of the Appalachian region and all of Kentucky within the white area in the map below. In-Territory also includes permanent residents (a non-citizen who has formally established residency in the U.S.) and refugees who reside in the territory.
- *Out-of-Territory*: Students who come from outside the In-Territory area, including U.S. Citizens living in foreign countries. Out-of-Territory also includes permanent residents (a non-citizen who has formally established residency in the U.S.) and refugees who reside out of the territory.
- *F-1 International*: Students who are not U.S. Citizens, permanent residents, or refugees.



# Number of Students Enrolled from the United States and U.S. Territories

	In-Territory*	Out-of-Territory*	Total
Alabama	81	6	87
Alaska	not applicable	2	2
Arkansas	not applicable	5	5
California	not applicable	2	2
Colorado	not applicable	2	2
Delaware	not applicable	2	2
Florida	not applicable	8	8
Georgia	11	31	42
Hawaii	not applicable	1	1
Idaho	not applicable	1	1
Illinois	not applicable	9	9
Indiana	not applicable	13	13
Kentucky	601	not applicable	601
Louisiana	not applicable	1	1
Maine	not applicable	3	3
Maryland	not applicable	6	6
Massachusetts	not applicable	3	3
Michigan	not applicable	16	16
Mississippi	not applicable	5	5
Missouri	not applicable	9	9
Montana	not applicable	4	4
Nebraska	not applicable	1	1
Nevada	not applicable	2	2
New Hampshire	not applicable	2	2
New Jersey	not applicable	5	5
New Mexico	not applicable	2	2
New York	not applicable	6	6
North Carolina	58	20	78
Ohio	96	46	142
Oregon	not applicable	5	5
Pennsylvania	not applicable	13	13
South Carolina	17	2	19
Tennessee	119	23	142
Texas	not applicable	13	13
Utah	not applicable	1	1
Virgin Islands	not applicable	1	1
Virginia	41	10	51
Washington	not applicable	1	1
West Virginia	58	3	61
Wisconsin	not applicable	2	2
<b>TOTAL</b>	1,082	287	1,369

\*Includes permanent residents (a non-citizen who has formally established residency in the U.S.) and refugees.

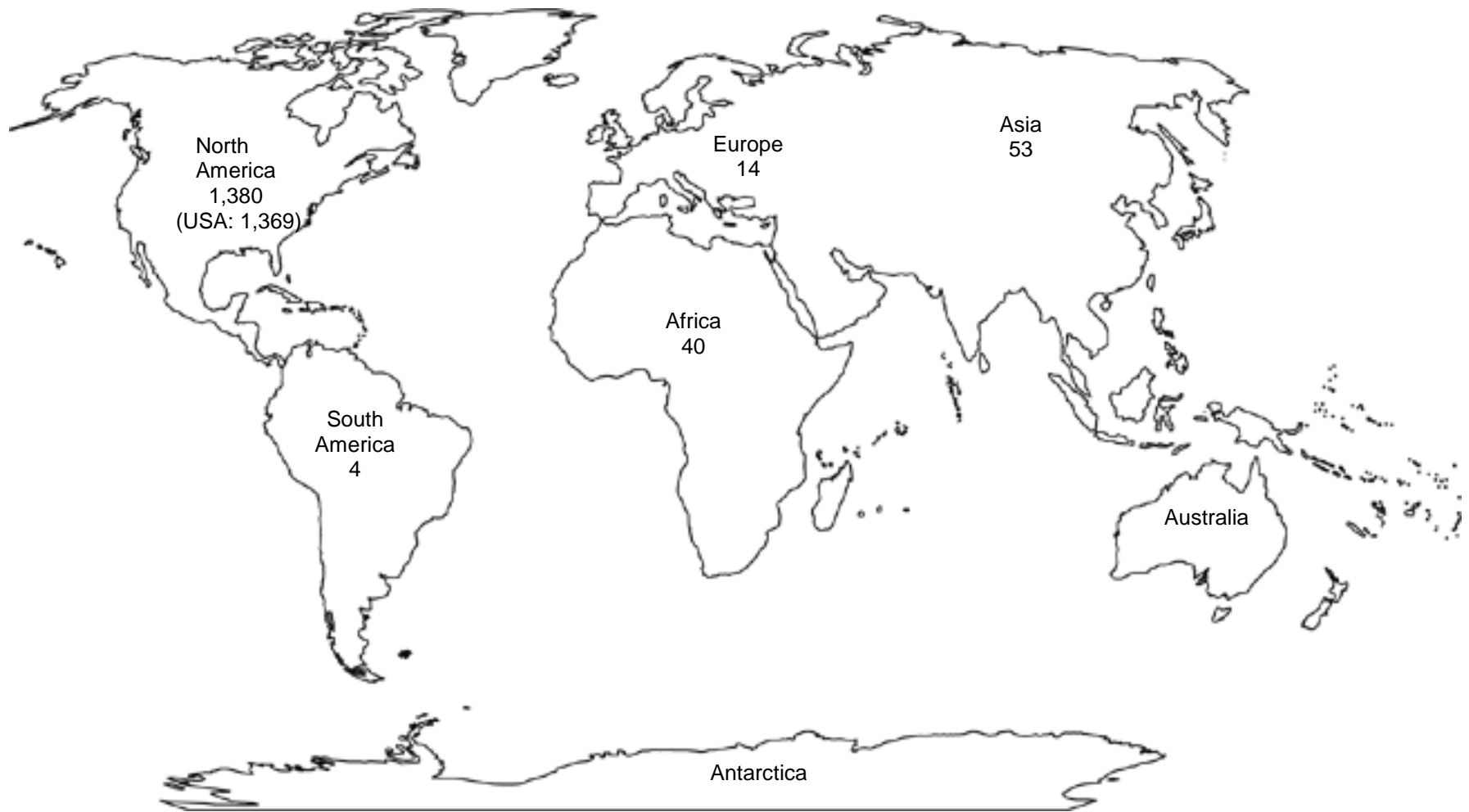
# Number of Students Enrolled from Outside the United States and U.S. Territories

	Out-of-Territory	F-1 International	Total
Afghanistan	0	3	3
Argentina	0	1	1
Azerbaijan	0	2	2
Bangladesh	0	2	2
Bolivia	0	1	1
Botswana	2	0	2
Brazil	0	1	1
Bulgaria	0	2	2
Burkina Faso	0	1	1
Burma (Myanmar)	0	5	5
Cameroon	0	2	2
China	0	4	4
Dominica	0	1	1
Ethiopia	0	3	3
Gabon	0	1	1
Georgia	0	1	1
Germany	0	1	1
Ghana	1	3	4
Guatemala	1	0	1
Haiti	0	2	2
Honduras	1	1	2
India	1	1	2
Jamaica	0	1	1
Kenya	0	6	6
Kyrgyzstan	0	2	2
Lebanon	0	3	3
Liberia	0	4	4
Malaysia	0	1	1
Mexico	2	1	3
Mongolia	0	1	1
Montenegro	0	1	1
Nepal	0	3	3
Nigeria	0	3	3
Pakistan	0	1	1
Romania	0	2	2
Rwanda	0	1	1
Serbia (Kosovo)	0	2	2
Sri Lanka	0	2	2
Taiwan	1	0	1
Tanzania	0	1	1
The Gambia	0	1	1
Tibet, the Former	0	7	7

# Number of Students Enrolled from Outside the United States and U.S. Territories

	Out-of-Territory	F-1 International	Total
Trinidad and Tobago	0	1	1
Turkey	1	0	1
Turkmenistan	1	4	5
Uganda	0	1	1
Ukraine	0	2	2
United Kingdom	0	1	1
Uruguay	0	1	1
Uzbekistan	0	3	3
Vietnam	0	5	5
West Bank	0	1	1
Zambia	0	1	1
Zimbabwe	0	9	9
<b>TOTAL</b>	11	111	122

# 2008 Fall Enrollment by Continent



NOTE: The country of origin is based on application data, but does not necessarily reflect nationality or ethnicity.


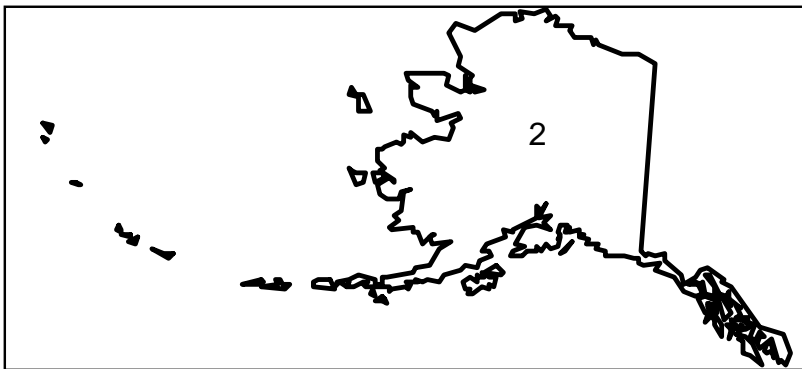


# Continent/Country Breakdown

<b>Africa</b> <i>Breakdown by Country</i>		<b>Asia, continued</b> <i>Breakdown by Country</i>		<b>North America</b> <i>Breakdown by Country</i>	
Botswana	_____ 2	Malaysia	_____ 1	Dominica	_____ 1
Burkina Faso	_____ 1	Mongolia	_____ 1	Guatemala	_____ 1
Cameroon	_____ 2	Nepal	_____ 3	Haiti	_____ 2
Ethiopia	_____ 3	Pakistan	_____ 1	Honduras	_____ 2
Gabon	_____ 1	Sri Lanka	_____ 2	Jamaica	_____ 1
Ghana	_____ 4	Taiwan	_____ 1	Mexico	_____ 3
Kenya	_____ 6	Tibet, The Former	_____ 7	Trinidad and Tobago	_____ 1
Liberia	_____ 4	Turkey	_____ 1	United States	_____ 1,369
Nigeria	_____ 3	Turkmenistan	_____ 5	<b>Total</b>	<b>_____ 1,380</b>
Rwanda	_____ 1	Uzbekistan	_____ 3		
Tanzania	_____ 1	Vietnam	_____ 5		
The Gambia	_____ 1	West Bank	_____ 1		
Uganda	_____ 1	<b>Total</b>	<b>_____ 53</b>	<b>South America</b> <i>Breakdown by Country</i>	
Zambia	_____ 1			Argentina	_____ 1
Zimbabwe	_____ 9	<b>Europe</b> <i>Breakdown by Country</i>		Bolivia	_____ 1
<b>Total</b>	<b>_____ 40</b>	Azerbaijan	_____ 2	Brazil	_____ 1
		Bulgaria	_____ 2	Uruguay	_____ 1
		Georgia	_____ 1	<b>Total</b>	<b>_____ 4</b>
<b>Asia</b> <i>Breakdown by Country</i>		Germany	_____ 1		
Afghanistan	_____ 3	Montenegro	_____ 1	<b>Grand Total</b>	<b>_____ 1,491</b>
Bangladesh	_____ 2	Romania	_____ 2		
Burma (Myanmar)	_____ 5	Serbia (Kosovo)	_____ 2		
China	_____ 4	Ukraine	_____ 2		
India	_____ 2	United Kingdom	_____ 1		
Kyrgyzstan	_____ 2	<b>Total</b>	<b>_____ 14</b>		
Lebanon	_____ 3				

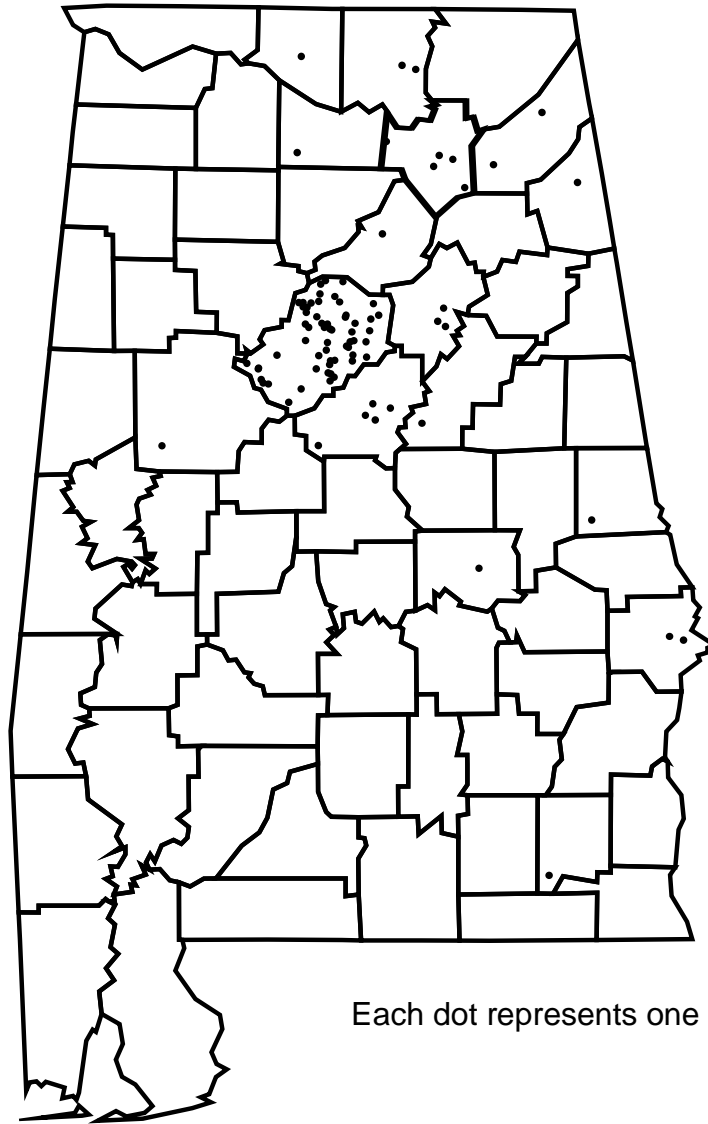
NOTE: The country of origin is based on application data, but does not necessarily reflect nationality or ethnicity.

# 2008 Fall Enrollment from the United States



NOTE: There is also one student enrolled from the U.S. Territory of the Virgin Islands.

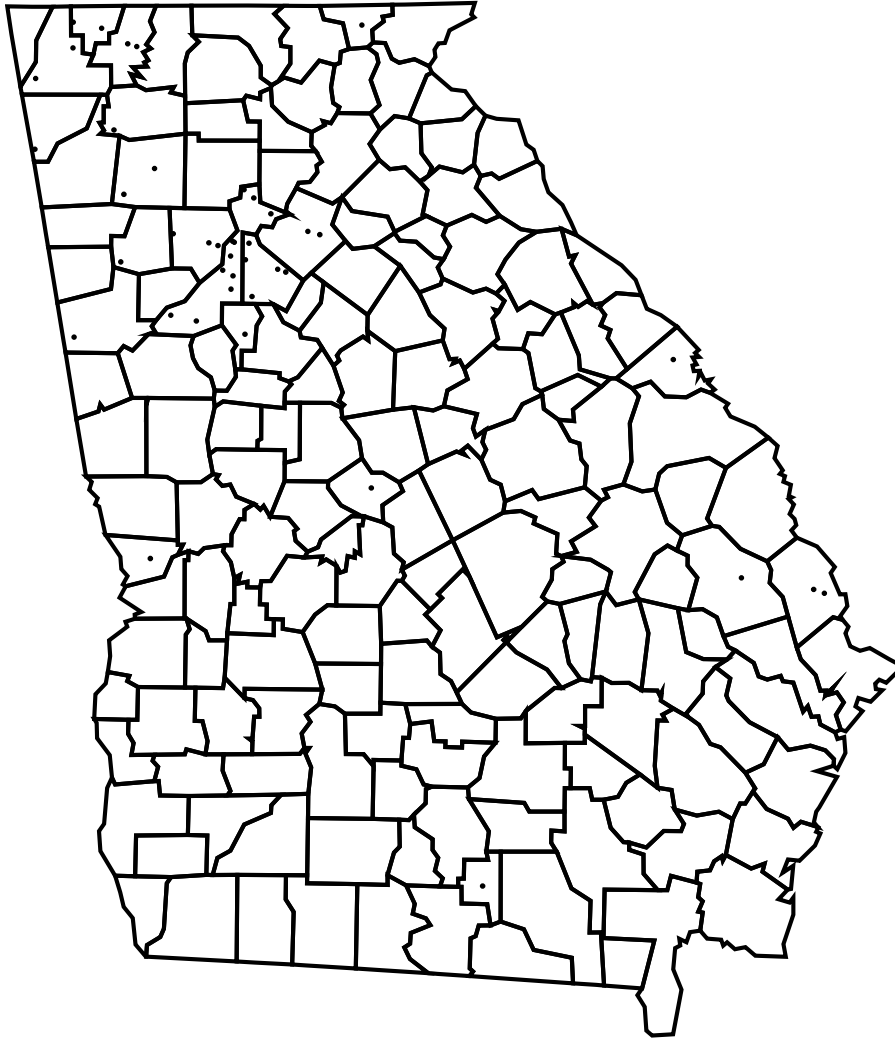
# ALABAMA



Each dot represents one student.

Blount*	_____	1	Jefferson*	_____	59	Saint Clair*	_____	3
Chambers	_____	1	Limestone*	_____	1	Shelby*	_____	5
Cherokee*	_____	1	Madison*	_____	2	Talladega*	_____	1
Dale	_____	1	Marshall*	_____	5	Tuscaloosa	_____	1
De Kalb*	_____	2	Morgan*	_____	1			
Elmore	_____	1	Russell	_____	2	<b>Total</b>	_____	<b>87</b>

# GEORGIA

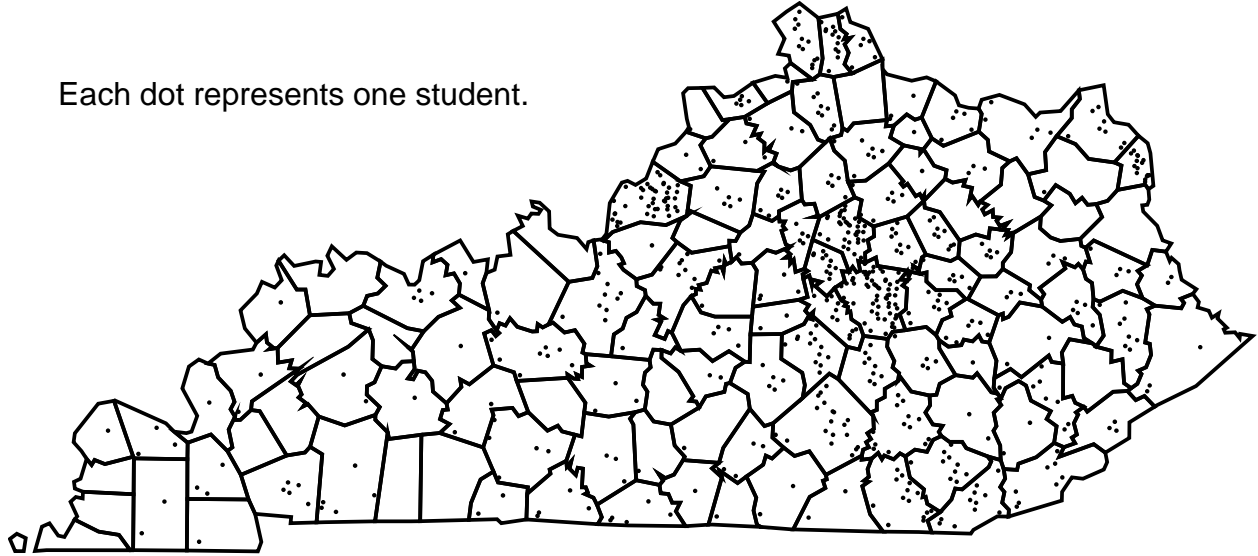


Each dot represents one student.

Bartow*	_____	2	Cobb	_____	3	Muscogee	_____	1
Bibb	_____	1	De Kalb	_____	5	Paulding	_____	1
Bulloch	_____	1	Effingham	_____	2	Richmond	_____	1
Carroll	_____	1	Fulton	_____	11	Towns*	_____	1
Catoosa*	_____	2	Gordon*	_____	1	Walker*	_____	2
Chattooga*	_____	1	Gwinnett	_____	2	Whitfield *	_____	2
Clayton	_____	1	Lanier	_____	1	<b>TOTAL</b>	_____	<b>42</b>

# KENTUCKY

Each dot represents one student.

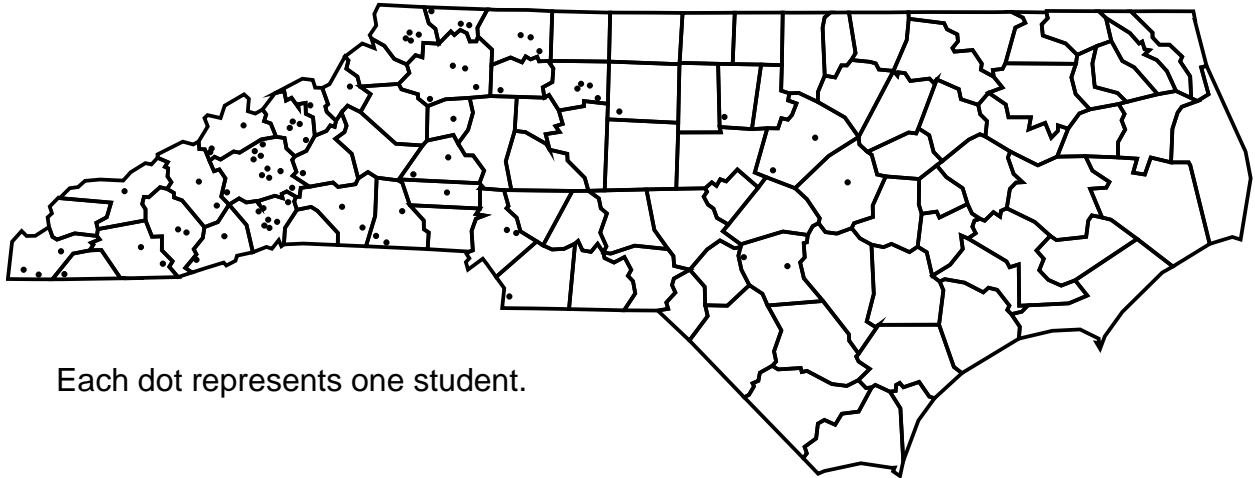


Adair*	_____	1	Carter*	_____	1	Grayson*	_____	8
Allen*	_____	4	Casey*	_____	5	Greenup*	_____	8
Anderson*	_____	1	Christian*	_____	5	Hancock*	_____	1
Ballard*	_____	1	Clark*	_____	11	Hardin*	_____	10
Barren*	_____	3	Clay*	_____	2	Harlan*	_____	8
Bell*	_____	11	Clinton*	_____	1	Harrison*	_____	7
Boone*	_____	12	Crittenden*	_____	2	Hart*	_____	3
Bourbon*	_____	7	Cumberland*	_____	1	Henry*	_____	3
Boyd*	_____	15	Daviess*	_____	4	Hopkins*	_____	2
Boyle*	_____	2	Estill*	_____	8	Jackson*	_____	5
Bracken*	_____	3	Fayette*	_____	35	Jefferson*	_____	42
Breathitt*	_____	2	Fleming*	_____	3	Jessamine*	_____	11
Breckinridge*	_____	1	Floyd*	_____	8	Johnson*	_____	4
Bullitt*	_____	1	Franklin*	_____	6	Kenton*	_____	12
Butler*	_____	2	Gallatin*	_____	1	Knox*	_____	10
Calloway*	_____	1	Garrard*	_____	11	Larue*	_____	1
Campbell*	_____	6	Grant*	_____	9	Laurel*	_____	13
Carroll*	_____	5	Graves*	_____	2	Lee*	_____	6

# KENTUCKY

Leslie*	_____	2	Monroe*	_____	5	Russell*	_____	4
Letcher*	_____	3	Montgomery*	_____	9	Scott*	_____	5
Lewis*	_____	5	Morgan*	_____	3	Shelby*	_____	5
Lincoln*	_____	13	Muhlenberg*	_____	1	Simpson*	_____	2
Livingston*	_____	1	Nelson*	_____	10	Taylor*	_____	2
Madison*	_____	59	Nicholas*	_____	1	Trigg*	_____	5
Magoffin*	_____	5	Ohio*	_____	1	Trimble*	_____	1
Marion*	_____	4	Oldham*	_____	2	Union*	_____	1
Marshall*	_____	3	Owen*	_____	3	Warren*	_____	5
Martin*	_____	2	Owsley*	_____	1	Washington*	_____	1
Mason*	_____	5	Perry*	_____	8	Wayne*	_____	2
McCracken*	_____	3	Pike*	_____	3	Whitley*	_____	14
McCreary*	_____	2	Powell*	_____	6	Wolfe*	_____	3
Menifee*	_____	5	Pulaski*	_____	19	Woodford*	_____	5
Mercer*	_____	4	Robertson*	_____	1			
Metcalf*	_____	1	Rockcastle*	_____	9	<b>Total</b>	_____	<b>601</b>

# NORTH CAROLINA



Each dot represents one student.

Alexander*	_____	1	Guilford	_____	1	Orange	_____	1
Alleghany*	_____	3	Haywood*	_____	2	Rutherford*	_____	2
Ashe*	_____	4	Henderson*	_____	7	Surry*	_____	3
Avery*	_____	1	Jackson*	_____	2	Swain*	_____	1
Buncombe*	_____	10	Johnston	_____	1	Transylvania*	_____	2
Catawba	_____	2	Lincoln	_____	1	Union	_____	1
Cherokee*	_____	3	Macon*	_____	2	Wake	_____	2
Clay*	_____	1	Madison*	_____	3	Wilkes*	_____	4
Cleveland	_____	3	McDowell*	_____	1	Yadkin	_____	1
Cumberland	_____	2	Mecklenburg	_____	2	Yancey*	_____	4
Forsyth	_____	4	Mitchell*	_____	1	<b>TOTAL</b>	_____	<b>78</b>

\*Denotes In-Territory county.

# OHIO



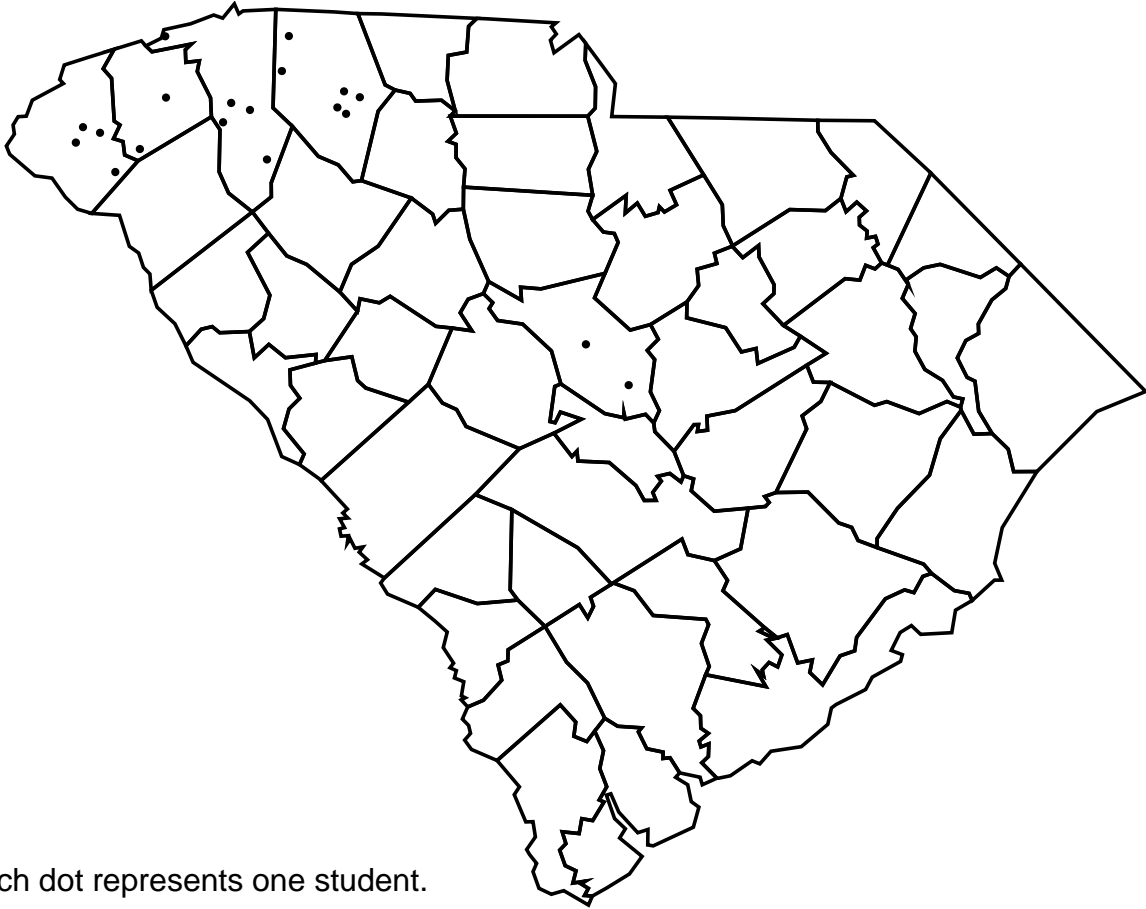
Each dot represents one student.

Adams*	_____	6	Highland*	_____	3	Putnam	_____	2
Ashland	_____	1	Hocking*	_____	2	Richland	_____	1
Athens*	_____	8	Holmes	_____	1	Ross*	_____	1
Brown*	_____	7	Jackson*	_____	7	Scioto*	_____	7
Butler	_____	3	Knox	_____	1	Stark	_____	2
Clark	_____	1	Lawrence*	_____	6	Trumbull	_____	3
Clermont*	_____	9	Logan	_____	1	Warren	_____	7
Clinton	_____	1	Lorain	_____	2	Washington*	_____	2
Crawford	_____	1	Meigs*	_____	2	<b>TOTAL</b>	_____	<b>142</b>
Cuyahoga	_____	6	Miami	_____	1			
Fairfield	_____	1	Montgomery	_____	1			
Franklin	_____	4	Muskingum	_____	3			
Gallia*	_____	3	Perry*	_____	3			
Greene	_____	2	Pike*	_____	4			
Hamilton*	_____	26	Preble	_____	1			

\*Denotes In-Territory county



# SOUTH CAROLINA

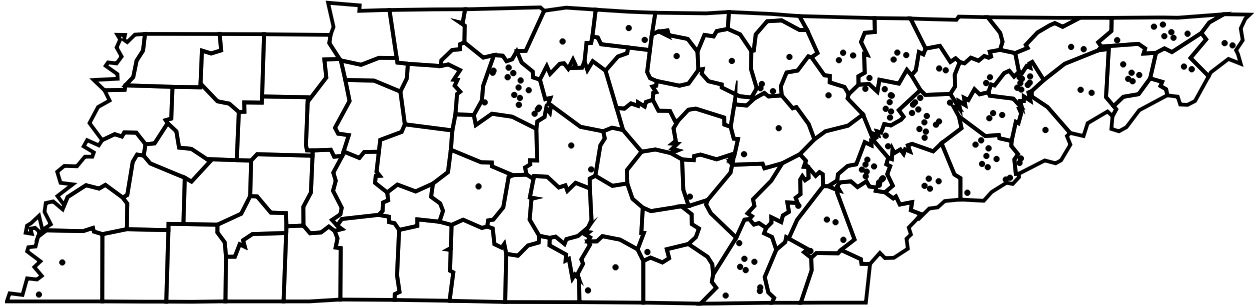


Each dot represents one student.

Greenville*	_____	5	Pickens*	_____	2	Spartanburg*	_____	6
Oconee*	_____	4	Richland	_____	2	<b>TOTAL</b>	_____	<b>19</b>

\*Denotes In-Territory county.

# TENNESSEE

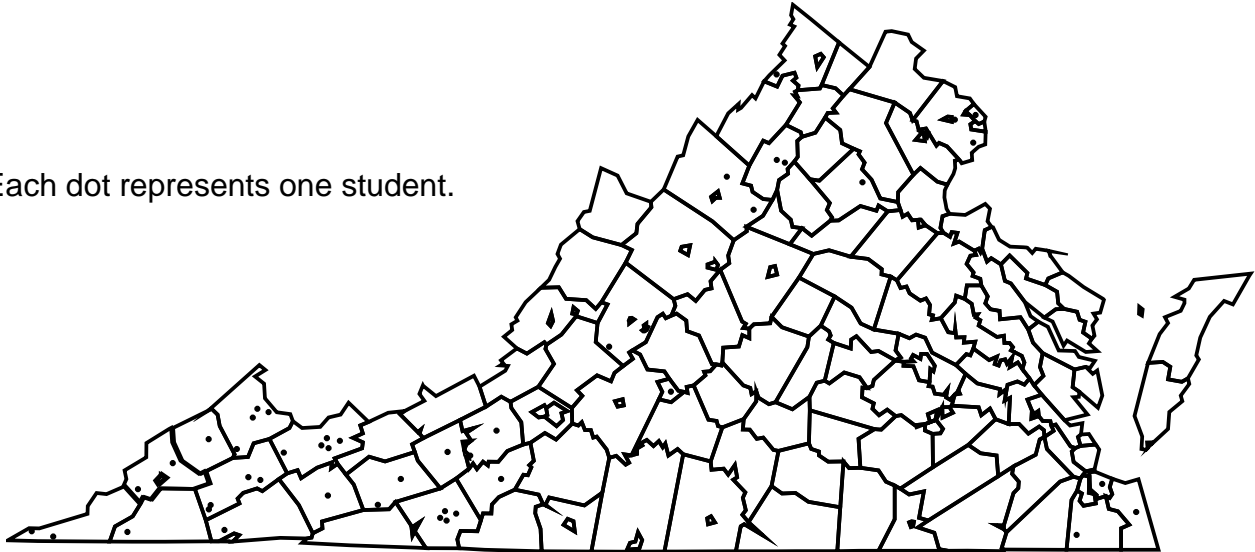


Each dot represents one student.

Anderson*	_____	8	Hamblen*	_____	9	Morgan*	_____	1
Blount*	_____	4	Hamilton*	_____	8	Overton*	_____	1
Campbell*	_____	4	Hawkins*	_____	2	Rutherford	_____	2
Carter*	_____	2	Jackson*	_____	1	Scott*	_____	3
Cocke*	_____	3	Jefferson*	_____	3	Sevier*	_____	10
Cumberland*	_____	2	Johnson*	_____	2	Shelby	_____	2
Davidson	_____	15	Knox*	_____	15	Sullivan*	_____	7
Fentress*	_____	4	Loudon*	_____	10	Sumner	_____	1
Franklin	_____	2	Macon*	_____	2	Union*	_____	2
Grainger*	_____	2	Maury	_____	1	Van Buren*	_____	1
Greene*	_____	2	McMinn*	_____	4	Washington*	_____	5
Grundy*	_____	1	Meigs*	_____	1	<b>TOTAL</b>	_____	<b>142</b>

# VIRGINIA

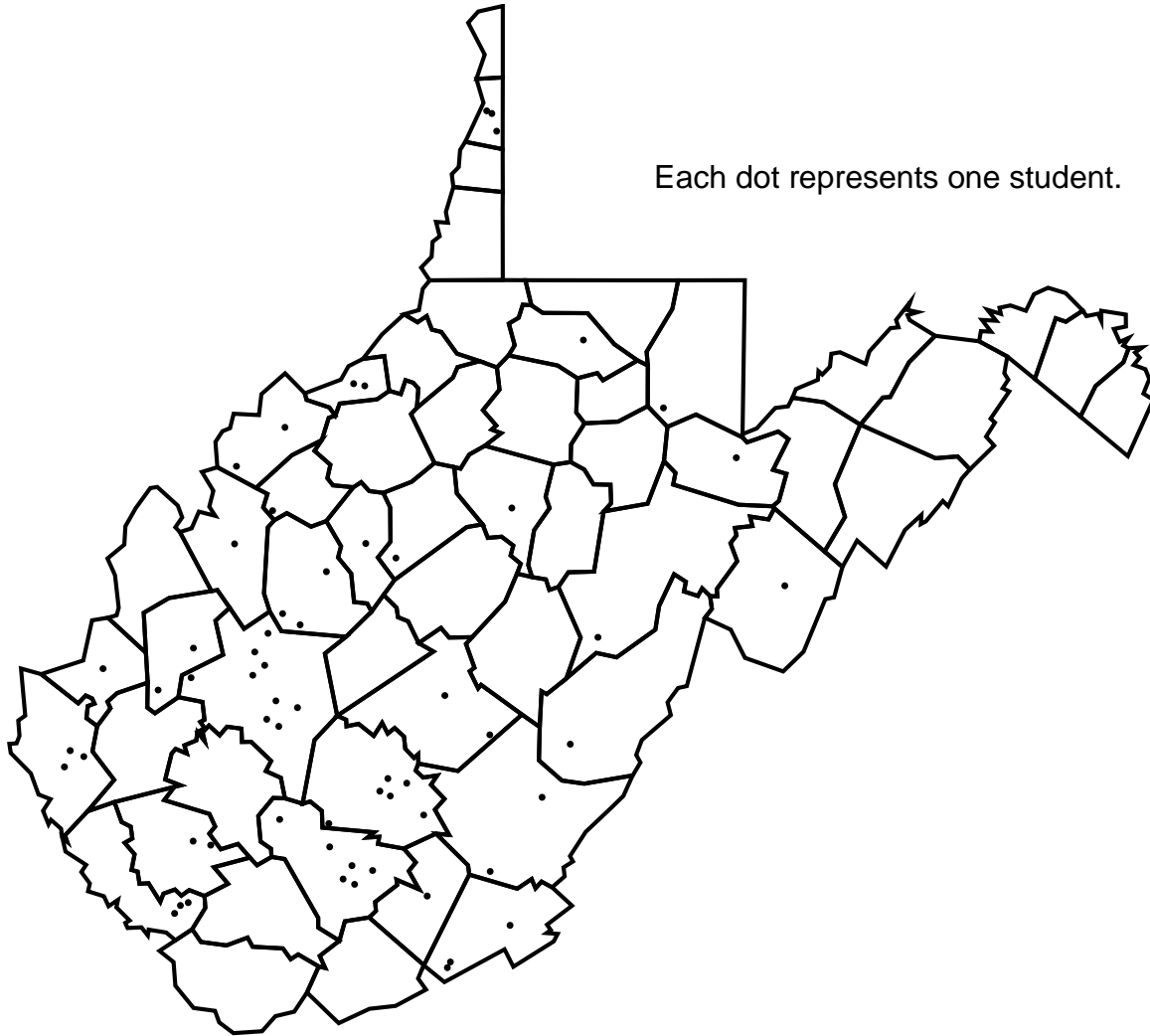
Each dot represents one student.



Arlington	_____	1	Frederick*	_____	1	Russell*	_____	4
Buchanan*	_____	4	Galax City	_____	3	Scott*	_____	1
Carroll*	_____	4	Lee*	_____	2	Smyth*	_____	1
Charlottesville City	_____	2	Lynchburg City	_____	1	Tazewell*	_____	5
Chesapeake City	_____	1	Montgomery*	_____	2	Virginia Beach City	__	1
Covington City	_____	1	Norfolk City	_____	1	Washington*	_____	1
Culpeper	_____	1	Page*	_____	2	Wise*	_____	2
Dickenson*	_____	1	Pulaski*	_____	1	Wythe*	_____	2
Fairfax	_____	2	Rockbridge*	_____	1			
Floyd*	_____	1	Rockingham*	_____	2	<b>TOTAL</b>	_____	<b>51</b>

\*Denotes In-Territory county.

# WEST VIRGINIA



Each dot represents one student.

Brooke	_____	3	Marion*	_____	1	Randolph*	_____	1
Cabell*	_____	1	Mingo*	_____	3	Roane*	_____	3
Calhoun*	_____	1	Monroe*	_____	3	Summers*	_____	1
Fayette*	_____	6	Nicholas*	_____	2	Tucker*	_____	1
Gilmer*	_____	1	Pendleton*	_____	1	Wayne*	_____	3
Greenbrier*	_____	2	Pleasants*	_____	2	Wirt*	_____	1
Jackson*	_____	1	Pocahontas*	_____	1	Wood*	_____	2
Kanawha*	_____	9	Preston*	_____	1			
Lewis*	_____	1	Putnam*	_____	2			
Logan*	_____	2	Raleigh*	_____	6	<b>TOTAL</b>	_____	<b>61</b>

\*Denotes In-Territory county.

# State/County Breakdown: U.S. Territory and Out-of-Territory States

<p style="text-align: center;"><b>Alaska</b> <i>Breakdown by County</i></p> <p>Anchorage _____ 1</p> <p>Fairbanks North Star _____ 1</p> <p style="text-align: right;">Total _____ 2</p>	<p style="text-align: center;"><b>Florida, continued</b> <i>Breakdown by County</i></p> <p>Polk _____ 1</p> <p>Saint Johns _____ 1</p> <p>Saint Lucie _____ 1</p> <p style="text-align: right;">Total _____ 8</p>	<p style="text-align: center;"><b>Indiana, continued</b> <i>Breakdown by County</i></p> <p>Washington _____ 1</p> <p style="text-align: right;">Total _____ 13</p>
<p style="text-align: center;"><b>Arkansas</b> <i>Breakdown by County</i></p> <p>Ashley _____ 1</p> <p>Benton _____ 1</p> <p>Boone _____ 1</p> <p>Carroll _____ 1</p> <p>Sebastian _____ 1</p> <p style="text-align: right;">Total _____ 5</p>	<p style="text-align: center;"><b>Hawaii</b> <i>Breakdown by County</i></p> <p>Maul _____ 1</p>	<p style="text-align: center;"><b>Louisiana</b> <i>Breakdown by County</i></p> <p>St. John the Baptist _____ 1</p>
<p style="text-align: center;"><b>California</b> <i>Breakdown by County</i></p> <p>Alameda _____ 1</p> <p>San Bernardino _____ 1</p> <p style="text-align: right;">Total _____ 2</p>	<p style="text-align: center;"><b>Idaho</b> <i>Breakdown by County</i></p> <p>Madison _____ 1</p>	<p style="text-align: center;"><b>Maine</b> <i>Breakdown by County</i></p> <p>Androscoggin _____ 1</p> <p>Cumberland _____ 1</p> <p>Knox _____ 1</p> <p style="text-align: right;">Total _____ 3</p>
<p style="text-align: center;"><b>Colorado</b> <i>Breakdown by County</i></p> <p>El Paso _____ 1</p> <p>Larimer _____ 1</p> <p style="text-align: right;">Total _____ 2</p>	<p style="text-align: center;"><b>Illinois</b> <i>Breakdown by County</i></p> <p>Bureau _____ 1</p> <p>Cook _____ 2</p> <p>Du Page _____ 1</p> <p>Iroquois _____ 1</p> <p>Kane _____ 2</p> <p>Peoria _____ 1</p> <p>Sangamon _____ 1</p> <p style="text-align: right;">Total _____ 9</p>	<p style="text-align: center;"><b>Maryland</b> <i>Breakdown by County</i></p> <p>Baltimore _____ 1</p> <p>Baltimore City _____ 1</p> <p>Montgomery _____ 3</p> <p>Prince Georges _____ 1</p> <p style="text-align: right;">Total _____ 6</p>
<p style="text-align: center;"><b>Delaware</b> <i>Breakdown by County</i></p> <p>Kent _____ 1</p> <p>New Castle _____ 1</p> <p style="text-align: right;">Total _____ 2</p>	<p style="text-align: center;"><b>Indiana</b> <i>Breakdown by County</i></p> <p>Allen _____ 2</p> <p>Benton _____ 1</p> <p>Boone _____ 1</p> <p>Clay _____ 1</p> <p>Delaware _____ 1</p> <p>Hendricks _____ 1</p> <p>Jasper _____ 1</p> <p>Lawrence _____ 1</p> <p>Marion _____ 1</p> <p>Ripley _____ 1</p> <p>Tippecanoe _____ 1</p>	<p style="text-align: center;"><b>Massachusetts</b> <i>Breakdown by County</i></p> <p>Franklin _____ 1</p> <p>Hampshire _____ 1</p> <p>Norfolk _____ 1</p> <p style="text-align: right;">Total _____ 3</p>
<p style="text-align: center;"><b>Florida</b> <i>Breakdown by County</i></p> <p>Brevard _____ 1</p> <p>Collier _____ 1</p> <p>Duval _____ 1</p> <p>Hernando _____ 1</p> <p>Pinellas _____ 1</p>	<p style="text-align: center;"><b>Michigan</b> <i>Breakdown by County</i></p> <p>Gladwin _____ 1</p> <p>Grand Traverse _____ 1</p> <p>Ingham _____ 1</p> <p>Lenawee _____ 1</p> <p>Livingston _____ 1</p> <p>Missaukee _____ 1</p> <p>Oceana _____ 1</p>	

# State/County Breakdown: U.S. Territory and Out-of-Territory States

<b>Michigan, continued</b>		<b>Nevada</b>		<b>Oregon</b>	
<i>Breakdown by County</i>		<i>Breakdown by County</i>		<i>Breakdown by County</i>	
Ottawa	_____ 2	Clark	_____ 1	Harney	_____ 1
Saginaw	_____ 2	Nye	_____ 1	Jackson	_____ 1
Shiawassee	_____ 1	Total	_____ 2	Malheur	_____ 2
Tuscola	_____ 1			Multnomah	_____ 1
Wayne	_____ 3	<b>New Hampshire</b>		Total	_____ 5
Total	_____ 16	<i>Breakdown by County</i>			
		Carroll	_____ 1	<b>Pennsylvania</b>	
		Grafton	_____ 1	<i>Breakdown by County</i>	
		Total	_____ 2	Allegheny	_____ 3
<b>Mississippi</b>		<b>New Jersey</b>		Armstrong	_____ 1
<i>Breakdown by County</i>		<i>Breakdown by County</i>		Berks	_____ 2
De Soto	_____ 1	Bergen	_____ 1	Bradford	_____ 1
Hinds	_____ 1	Camden	_____ 2	Bucks	_____ 1
Jones	_____ 1	Cumberland	_____ 1	Delaware	_____ 1
Sunflower	_____ 2	Ocean	_____ 1	Philadelphia	_____ 1
Total	_____ 5	Total	_____ 5	Venango	_____ 1
<b>Missouri</b>		<b>New Mexico</b>		Westmoreland	_____ 2
<i>Breakdown by County</i>		<i>Breakdown by County</i>		Total	_____ 13
Boone	_____ 1	Bernalillo	_____ 1	<b>Texas</b>	
Cass	_____ 1	Dona Ana	_____ 1	<i>Breakdown by County</i>	
Dunklin	_____ 1	Total	_____ 2	Archer	_____ 2
Jackson	_____ 3	<b>New York</b>		Cameron	_____ 1
Jasper	_____ 1	<i>Breakdown by County</i>		Dallas	_____ 1
Pettis	_____ 1	Allegany	_____ 2	Denton	_____ 2
Warren	_____ 1	Queens	_____ 1	Harris	_____ 2
Total	_____ 9	Schoharie	_____ 1	Hays	_____ 1
<b>Montana</b>		Wyoming	_____ 2	Henderson	_____ 1
<i>Breakdown by County</i>		Total	_____ 6	Kerr	_____ 1
Lake	_____ 2			Tarrant	_____ 1
Lincoln	_____ 1			Ward	_____ 1
Missoula	_____ 1			Total	_____ 13
Total	_____ 4				
<b>Nebraska</b>					
<i>Breakdown by County</i>					
Douglas	_____ 1				

# State/County Breakdown: U.S. Territory and Out-of-Territory States

## Utah

*Breakdown by County*

Salt Lake \_\_\_\_\_ 1

## Virgin Islands (U.S. Territory)

*Breakdown by County*

Saint Croix \_\_\_\_\_ 1

## Washington

*Breakdown by County*

Lewis \_\_\_\_\_ 1

## Wisconsin

*Breakdown by County*

Eau Claire \_\_\_\_\_ 1

Walworth \_\_\_\_\_ 1

Total \_\_\_\_\_ 2

# 2008 First-Year Students (413)

## Continent/Country Breakdown

**Africa**  
*Breakdown by Country*

Burkina Faso	_____	1
Cameroon	_____	1
Ethiopia	_____	1
Kenya	_____	1
Nigeria	_____	1
Zimbabwe	_____	2
<b>Total</b>	<b>_____</b>	<b>7</b>

**Asia**  
*Breakdown by Country*

Bangladesh	_____	1
Burma(Myanmar)	_____	2
China	_____	1
India	_____	1
Kyrgyzstan	_____	1
Lebanon	_____	1
Malaysia	_____	1
Pakistan	_____	1
Turkey	_____	1
Turkmenistan	_____	1
Uzbekistan	_____	1
Vietnam	_____	1
<b>Total</b>	<b>_____</b>	<b>13</b>

**Europe**  
*Breakdown by Country*

Azerbaijan	_____	1
Georgia	_____	1
Montenegro	_____	1
Romania	_____	1
United Kingdom	_____	1
<b>Total</b>	<b>_____</b>	<b>5</b>

**North America**  
*Breakdown by Country*

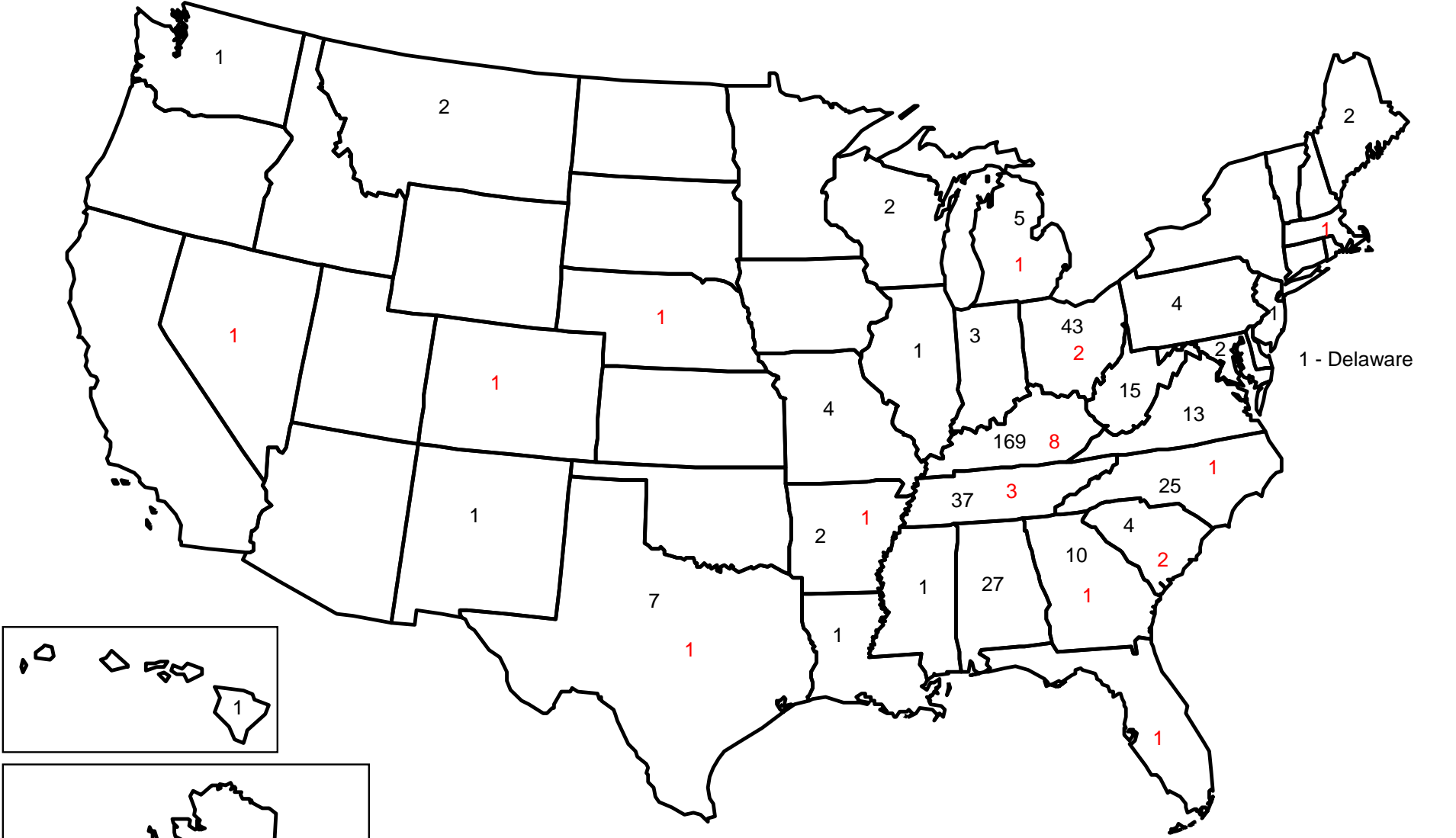
Dominica	_____	1
Jamaica	_____	1
Mexico	_____	1
United States	_____	384
<b>Total</b>	<b>_____</b>	<b>387</b>

**South America**  
*Breakdown by Country*

Brazil	_____	1
--------	-------	---



# 2008 First-Year and Transfer Student Map with International Students



Foreign Countries:

Azerbaijan	1	Georgia	1	Nigeria	1
Bangladesh	1	India	1	Pakistan	1
Brazil	1	Jamaica	1	Romania	1
Burkina Faso	1	Kenya (1)	2	Turkey	1
Burma (Myanmar)	2	Kyrgyzstan	1	Turkmenistan	1
Cameroon	1	Lebanon	1	United Kingdom	1
China	1	Malaysia	1	Uzbekistan	1
Dominica	1	Mexico	1	Vietnam	1
Ethiopia	1	Montenegro	1	Zimbabwe	2
				<b>TOTAL</b>	<b>30</b>

NOTE: Numbers in red are transfer students.

# 2008 First-Year Students (413)

## State/County Breakdown (N = 384)

<b>Alabama</b> <i>Breakdown by County</i>	_____	_____	<b>Illinois</b> <i>Breakdown by County</i>	_____	_____	<b>Kentucky, continued</b> <i>Breakdown by County</i>	_____	_____
Chambers	_____	1	Kane	_____	1	Grant*	_____	1
Dale	_____	1				Grayson*	_____	2
De Kalb*	_____	1	<b>Indiana</b> <i>Breakdown by County</i>			Greenup*	_____	1
Elmore*	_____	1	Allen	_____	1	Hancock*	_____	1
Jefferson*	_____	19	Boone	_____	1	Hardin*	_____	3
Marshall*	_____	1	Hendricks	_____	1	Harlan*	_____	2
Russell	_____	2	Total	_____	3	Harrison*	_____	2
Shelby*	_____	1	<b>Kentucky</b> <i>Breakdown by County</i>			Henry*	_____	1
Total	_____	27	Adair*	_____	1	Jackson*	_____	2
<b>Arkansas</b> <i>Breakdown by County</i>			Allen*	_____	3	Jefferson*	_____	9
Ashley	_____	1	Ballard*	_____	1	Jessamine*	_____	2
Boone	_____	1	Bell*	_____	2	Kenton*	_____	4
Total	_____	2	Boone*	_____	1	Knox*	_____	2
<b>Delaware</b> <i>Breakdown by County</i>			Bourbon*	_____	2	Larue*	_____	1
New Castle	_____	1	Boyd*	_____	3	Laurel*	_____	3
			Boyle*	_____	1	Lee*	_____	2
<b>Georgia</b> <i>Breakdown by County</i>			Bracken*	_____	1	Leslie*	_____	1
Bartow*	_____	1	Breathitt*	_____	1	Lewis*	_____	3
Catoosa*	_____	1	Bullitt*	_____	1	Lincoln*	_____	4
Clayton	_____	1	Campbell*	_____	3	Livingston*	_____	1
Cobb	_____	1	Carroll*	_____	2	Madison*	_____	15
De Kalb	_____	2	Casey*	_____	3	Magoffin*	_____	1
Fulton	_____	1	Christian*	_____	1	Martin*	_____	1
Gordon*	_____	1	Clark*	_____	3	Mason*	_____	2
Richmond	_____	1	Clay*	_____	1	McCracken*	_____	1
Walker*	_____	1	Daviess*	_____	1	McCreary*	_____	1
Total	_____	10	Estill*	_____	3	Menifee*	_____	3
<b>Hawaii</b> <i>Breakdown by County</i>			Fayette*	_____	12	Mercer*	_____	1
Maui	_____	1	Fleming*	_____	1	Monroe*	_____	4
			Floyd*	_____	2	Montgomery*	_____	3
			Franklin*	_____	2	Morgan*	_____	1
			Garrard*	_____	2	Muhlenberg*	_____	1
						Nelson*	_____	1

\*Denotes In-Territory county.

# 2008 First-Year Students (413)

## State/County Breakdown (N = 384)

<b>Kentucky, continued</b>			<b>Michigan, continued</b>			<b>North Carolina, continued</b>		
<i>Breakdown by County</i>			<i>Breakdown by County</i>			<i>Breakdown by County</i>		
Owsley*	_____	1	Saginaw	_____	1	Mitchell*	_____	1
Perry*	_____	3	Total	_____	5	Rutherford*	_____	1
Powell*	_____	2	<b>Mississippi</b>			Union	_____	1
Pulaski*	_____	6	<i>Breakdown by County</i>			Wake	_____	1
Rockcastle*	_____	4	Jones	_____	1	Wilkes*	_____	1
Russell*	_____	1	<b>Missouri</b>			Yadkin	_____	1
Simpson*	_____	1	<i>Breakdown by County</i>			Total	_____	25
Trigg*	_____	2	Boone	_____	1	<b>Ohio</b>		
Warren*	_____	3	Jackson	_____	2	<i>Breakdown by County</i>		
Wayne*	_____	1	Jasper	_____	1	Adams*	_____	2
Whitley*	_____	7	Total	_____	4	Ashland	_____	1
Wolfe*	_____	2	<b>Montana</b>			Athens*	_____	4
Woodford*	_____	1	<i>Breakdown by County</i>			Brown*	_____	2
Total	_____	169	Lake	_____	1	Clermont*	_____	3
<b>Louisiana</b>			<b>New Jersey</b>			Crawford	_____	1
<i>Breakdown by County</i>			<i>Breakdown by County</i>			Cuyahoga	_____	1
St. John the Baptist	_____	1	Camden	_____	1	Franklin	_____	1
<b>Maine</b>			<b>New Mexico</b>			Hamilton*	_____	5
<i>Breakdown by County</i>			<i>Breakdown by County</i>			Highland*	_____	1
Androscoggin	_____	1	Dona Ana	_____	1	Jackson*	_____	4
Cumberland	_____	1	<b>North Carolina</b>			Lawrence*	_____	3
Total	_____	2	<i>Breakdown by County</i>			Miami	_____	1
<b>Maryland</b>			Alleghany*	_____	1	Perry*	_____	1
<i>Breakdown by County</i>			Ashe*	_____	1	Pike*	_____	3
Baltimore	_____	1	Buncombe*	_____	4	Richland	_____	1
Montgomery	_____	1	Catawba	_____	1	Scioto*	_____	4
Total	_____	2	Clay*	_____	1	Trumbull	_____	2
<b>Michigan</b>			Cleveland	_____	2	Warren	_____	3
<i>Breakdown by County</i>			Cumberland	_____	2	Total	_____	43
Ingham	_____	1	Forsyth	_____	2			
Lenawee	_____	1	Henderson*	_____	2			
Missaukee	_____	1	Johnston	_____	1			
Oceana	_____	1	Macon*	_____	1			
			Madison*	_____	1			

# 2008 First-Year Students (413)

## State/County Breakdown (N = 384)

<b>Pennsylvania</b> <i>Breakdown by County</i>			<b>Texas</b> <i>Breakdown by County</i>			<b>West Virginia, continued</b> <i>Breakdown by County</i>		
Allegheny	_____	1	Archer	_____	1	Wayne*	_____	1
Berks	_____	1	Cameron	_____	1	Wood*	_____	1
Philadelphia	_____	1	Denton	_____	1	Total	_____	15
Westmoreland	_____	1	Harris	_____	2			
Total	_____	4	Hays	_____	1			
			Ward	_____	1			
			Total	_____	7			
<b>South Carolina</b> <i>Breakdown by County</i>			<b>Virginia</b> <i>Breakdown by County</i>			<b>Wisconsin</b> <i>Breakdown by County</i>		
Oconee*	_____	1	Buchanan*	_____	2	Eau Claire	_____	1
Richland	_____	1	Carroll*	_____	2	Walworth	_____	1
Spartanburg*	_____	2	Covington City	_____	1	Total	_____	2
Total	_____	4	Dickenson*	_____	1			
			Lee*	_____	1			
			Montgomery*	_____	1			
			Norfolk City	_____	1			
			Russell*	_____	1			
			Tazewell*	_____	2			
			Wythe*	_____	1			
			Total	_____	13			
<b>Tennessee</b> <i>Breakdown by County</i>			<b>Washington</b> <i>Breakdown by County</i>					
Anderson*	_____	2	Lewis	_____	1			
Campbell*	_____	2						
Davidson	_____	2						
Franklin	_____	1						
Grainger*	_____	1						
Greene*	_____	1						
Hamblen*	_____	2						
Jefferson*	_____	2						
Knox*	_____	5						
Loudon*	_____	4						
Macon*	_____	1						
Maury	_____	1						
McMinn*	_____	1						
Morgan*	_____	1						
Scott*	_____	2						
Sevier*	_____	3						
Sullivan*	_____	1						
Union*	_____	2						
Van Buren*	_____	1						
Washington*	_____	2						
Total	_____	37						

\*Denotes In-Territory county.

# 2008 Transfer Students (26) State/County Breakdown (N = 25)

<p style="text-align: center;"><b>Arkansas</b> <i>Breakdown by County</i></p> <p>Benton _____ 1</p>	<p style="text-align: center;"><b>Massachusetts</b> <i>Breakdown by County</i></p> <p>Norfolk _____ 1</p>	<p style="text-align: center;"><b>South Carolina</b> <i>Breakdown by County</i></p> <p>Greenville* _____ 1</p> <p>Spartanburg* _____ 1</p> <p style="text-align: right;"><b>Total</b> _____ 2</p>
<p style="text-align: center;"><b>Colorado</b> <i>Breakdown by County</i></p> <p>Larimer _____ 1</p>	<p style="text-align: center;"><b>Michigan</b> <i>Breakdown by County</i></p> <p>Grand Traverse _____ 1</p>	<p style="text-align: center;"><b>Tennessee</b> <i>Breakdown by County</i></p> <p>Knox* _____ 1</p> <p>McMinn* _____ 1</p> <p>Sevier* _____ 1</p> <p style="text-align: right;"><b>Total</b> _____ 3</p>
<p style="text-align: center;"><b>Florida</b> <i>Breakdown by County</i></p> <p>Brevard _____ 1</p>	<p style="text-align: center;"><b>Nebraska</b> <i>Breakdown by County</i></p> <p>Douglas _____ 1</p>	<p style="text-align: center;"><b>Texas</b> <i>Breakdown by County</i></p> <p>Dallas _____ 1</p>
<p style="text-align: center;"><b>Georgia</b> <i>Breakdown by County</i></p> <p>Fulton _____ 1</p>	<p style="text-align: center;"><b>Nevada</b> <i>Breakdown by County</i></p> <p>Clark _____ 1</p>	
<p style="text-align: center;"><b>Kentucky</b> <i>Breakdown by County</i></p> <p>Daviess* _____ 1</p> <p>Garrard* _____ 1</p> <p>Jefferson* _____ 1</p> <p>Jessamine* _____ 1</p> <p>Laurel* _____ 1</p> <p>Madison* _____ 1</p> <p>Magoffin* _____ 1</p> <p>Scott* _____ 1</p> <p style="text-align: right;"><b>Total</b> _____ 8</p>	<p style="text-align: center;"><b>North Carolina</b> <i>Breakdown by County</i></p> <p>Transylvania* _____ 1</p>	
	<p style="text-align: center;"><b>Ohio</b> <i>Breakdown by County</i></p> <p>Cuyahoga _____ 1</p> <p>Hamilton* _____ 1</p> <p style="text-align: right;"><b>Total</b> _____ 2</p>	