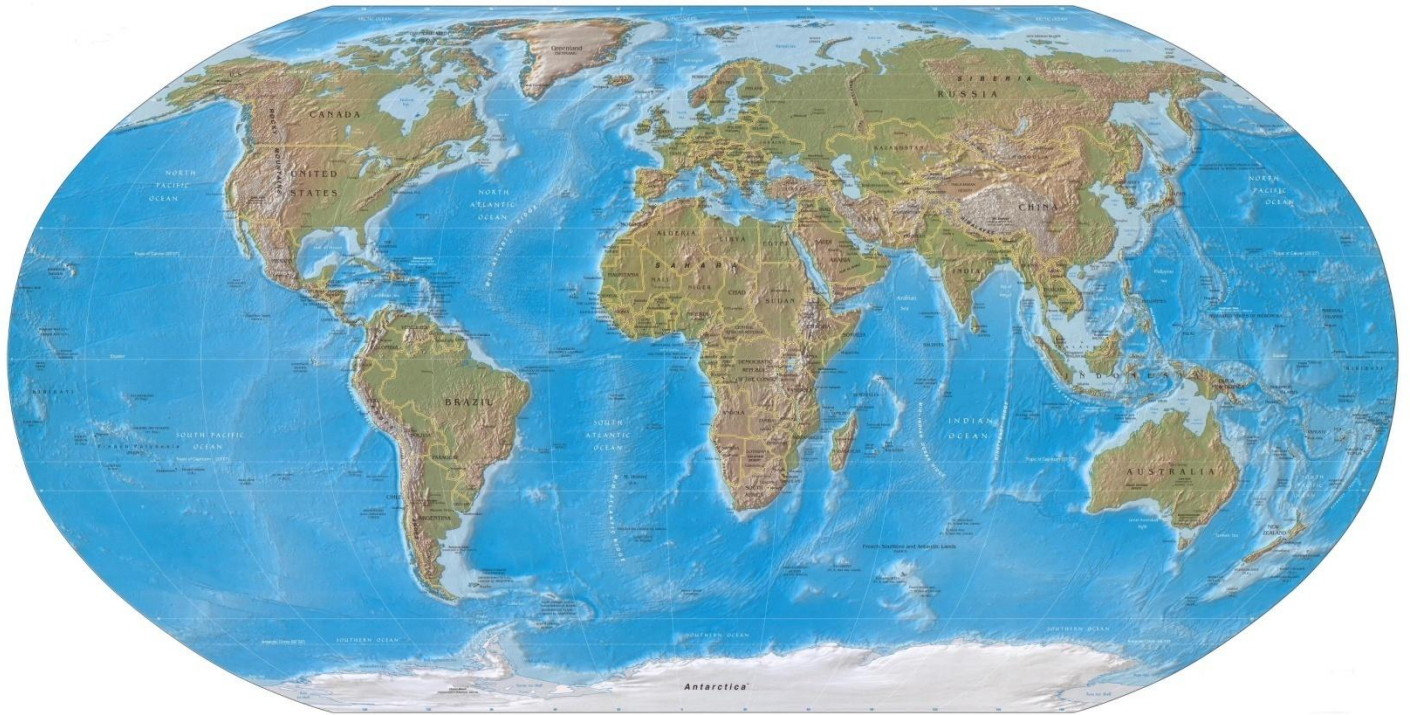


Berea College



2009 Geographical Report

Office of Institutional Research and Assessment

TABLE OF CONTENTS

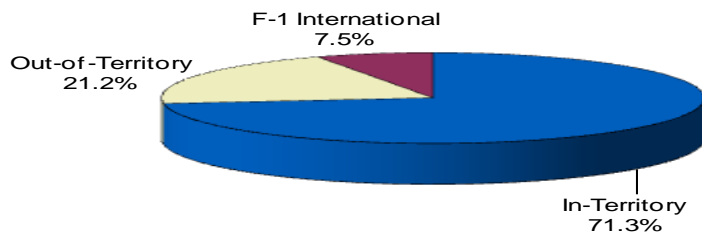
Total Enrollment Figures; breakdowns by Degree-Seeking and Non-Degree-Seeking Students	1
Total States, Territories, and Countries Represented	2
Definitions of Territory Categories	2
<u>ALL STUDENTS</u>	
Number of Students Enrolled from the United States and U.S. Territories.....	3
Number of Students Enrolled from Outside the United States and U.S. Territories.....	4
Enrollment Map by Continent.....	6
Continent/Country Breakdown	7
Enrollment Map of the United States	8
<u>Enrollment Maps of In-Territory States, including County Breakdown</u>	
Alabama.....	9
Georgia	10
Kentucky	11
North Carolina.....	13
Ohio	14
South Carolina	15
Tennessee	16
Virginia.....	17
West Virginia.....	18
State/County Breakdown of U.S. Territory and Out-of-Territory States	19
<u>FIRST-YEAR STUDENTS (in green)</u>	
Continent/Country Breakdown	22
Enrollment Map of the United States and Listing of Foreign Countries (includes transfers).....	23
State/County Breakdown	24
<u>NEW TRANSFERS (in blue)</u>	
State/County Breakdown	28
<u>Individual Student Data</u>	
Students Enrolled from Outside the U.S. and its Territories.....	29
Students Enrolled from the U.S. and/or its Territories.....	32

FALL 2009 DEGREE-SEEKING STUDENT ENROLLMENT GEOGRAPHIC DISTRIBUTION BY TERRITORY

TOTAL HEADCOUNT ENROLLMENT	1,548
Degree-Seeking Students	(1,496)
Non-Degree-Seeking Students	(52)

Degree-Seeking Students by:

In-Territory	Out-of-Territory	F-1 International	Total
1,067 (71.3%)	317 (21.2%)	112 (7.5%)	1,496 (100%)



Degree-Seeking Students by Territory:

NOTE: The category "F-1 International" does not include all students who come to the College from other countries or with substantial international experience. For example, "permanent residents" who may be asylees or refugees are counted as "In-Territory" or "Out-of-Territory" rather than "F- 1 International" depending on residence at the time of application. These students are eligible for federal financial aid that F-1 International students cannot legally receive. In Fall 2009, twenty-nine (29) Berea College students were designated as "permanent residents."

Non-Degree-Seeking Students by Category:

Berea Community School	20
Employees	3
Madison Southern High School	11
Community (Special)	8
Post-Graduate	0
Transient/Exchange	10
Subtotal	52

TOTAL STATES, TERRITORIES, AND COUNTRIES REPRESENTED: FALL 2009 ENROLLMENT

- 43 different states
- 1 U.S. Territory (Virgin Islands)
- 58 countries other than the U.S.

DEFINITIONS OF TERRITORY CATEGORIES

Berea College students are characterized by one of three "geographical" categories. They are:

- *In-Territory*: Students who come from much of the Appalachian region and all of Kentucky within the white area in the map below. In-Territory also includes permanent residents (a non-citizen who has formally established residency in the U.S.) and refugees who reside in the territory.
- *Out-of-Territory*: Students who come from outside the In-Territory area, including U.S. Citizens living in foreign countries. Out-of-Territory also includes permanent residents (a non-citizen who has formally established residency in the U.S.) and refugees who reside out of the territory.
- *F-1 International*: Students who are not U.S. Citizens, permanent residents, or refugees.



Number of Students Enrolled from the United States and U.S. Territories

	In-Territory*	Out-of-Territory*	Total
Alabama	83	6	89
Alaska	0	5	5
Arkansas	0	6	6
California	0	2	2
Colorado	0	3	3
Delaware	0	2	2
Florida	0	8	8
Georgia	10	37	47
Hawaii	0	1	1
Idaho	0	2	2
Illinois	0	11	11
Indiana	0	17	17
Iowa	0	1	1
Kentucky	601	0	601
Louisiana	0	2	2
Maine	0	2	2
Maryland	0	7	7
Massachusetts	0	4	4
Michigan	0	15	15
Mississippi	0	4	4
Missouri	0	8	8
Montana	0	3	3
Nebraska	0	1	1
Nevada	0	3	3
New Hampshire	0	1	1
New Jersey	0	4	4
New Mexico	0	2	2
New York	0	10	10
North Carolina	48	19	67
North Dakota	0	1	1
Ohio	108	50	158
Oregon	0	5	5
Pennsylvania	0	13	13
Rhode Island	0	1	1
South Carolina	16	4	20
Tennessee	116	22	138
Texas	0	8	8
Utah	0	1	1
Vermont	0	4	4
Virgin Islands	0	1	1
Virginia	39	7	46
Washington	0	1	1
West Virginia	46	2	48
Wisconsin	0	2	2
TOTAL	1,067	308	1,375

*Includes permanent residents (a non-citizen who has formerly established residency in the U.S.) and refugees.

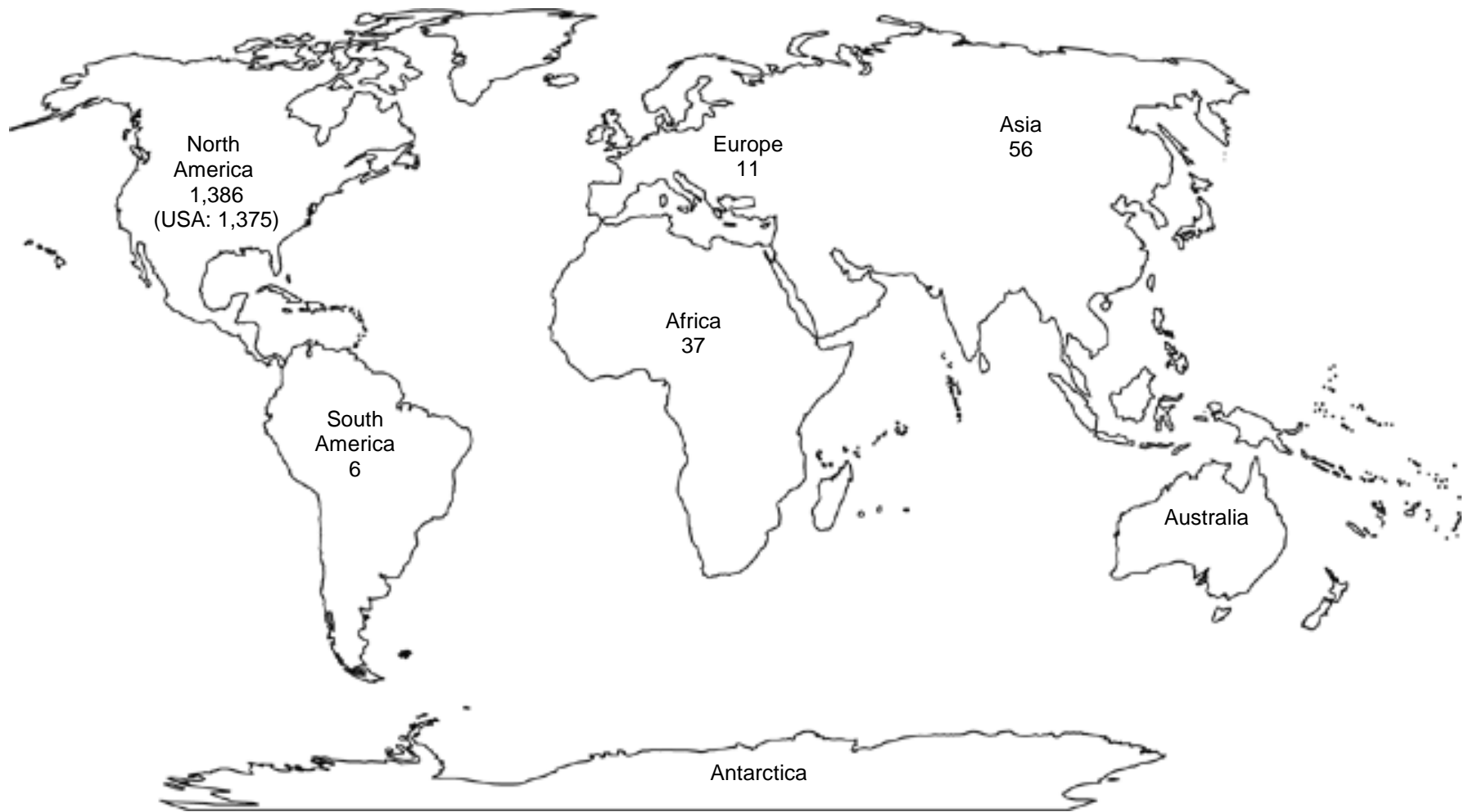
Number of Students Enrolled from Outside the United States and U.S. Territories

	Out-of-Territory	F-1 International	Total
Afghanistan	0	3	3
Argentina	0	1	1
Azerbaijan	0	1	1
Bangladesh	0	3	3
Bolivia	0	1	1
Botswana	2	1	3
Brazil	0	2	2
Bulgaria	0	1	1
Burkina Faso	0	1	1
Burma (Myanmar)	0	6	6
Cameroon	0	3	3
China	0	4	4
Columbia	0	1	1
Dominica	0	1	1
Ecuador	0	1	1
Eritrea	0	1	1
Ethiopia	0	2	2
Gambia	0	1	1
Georgia	0	1	1
Germany	0	1	1
Ghana	1	2	3
Guatemala	2	0	2
Haiti	0	3	3
Honduras	0	1	1
India	0	2	2
Indonesia	1	0	1
Iraq	0	1	1
Jamaica	0	1	1
Japan	0	1	1
Kenya	0	5	5
Kosovo	0	1	1
Kyrgyzstan	0	1	1
Lebanon	0	3	3
Liberia	0	2	2
Malawi	0	2	2
Malaysia	0	1	1
Mexico	1	1	2
Mongolia	0	1	1
Montenegro	0	1	1
Nepal	0	3	3
Nigeria	0	5	5
Pakistan	0	2	2

Number of Students Enrolled from Outside the United States and U.S. Territories

	Out-of-Territory	F-1 International	Total
Romania	0	2	2
Russia	0	1	1
Rwanda	0	1	1
Sri Lanka	0	3	3
Taiwan	1	0	1
Tanzania	0	1	1
Tibet, The Former	0	5	5
Trinidad and Tobago	0	1	1
Turkmenistan	1	3	4
Ukraine	0	1	1
United Kingdom	0	2	2
Uzbekistan	0	3	3
Vietnam	0	4	4
West Bank	0	1	1
Yemen	0	1	1
Zimbabwe	0	7	7
TOTAL	9	112	121

2009 Fall Enrollment by Continent



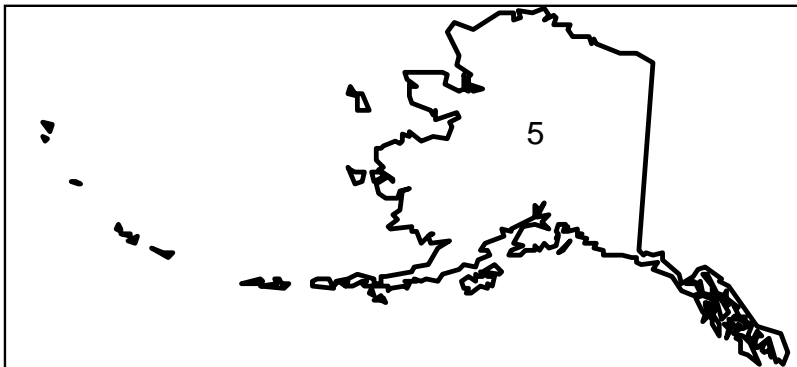
NOTE: The country of origin is based on application data, but does not necessarily reflect nationality or ethnicity.

Continent/Country Breakdown

Africa <i>Breakdown by Country</i>		Asia, continued <i>Breakdown by Country</i>		North America <i>Breakdown by Country</i>	
Botswana	3	Malaysia	1	Dominica	1
Burkina Faso	1	Mongolia	1	Guatemala	2
Cameroon	3	Nepal	3	Haiti	3
Eritrea	1	Pakistan	2	Honduras	1
Ethiopia	2	Russia	1	Jamaica	1
Gambia	1	Sri Lanka	3	Mexico	2
Ghana	3	Taiwan	1	Trinidad and Tobago	1
Kenya	5	Tibet, The Former	5	United States	1,375
Liberia	2	Turkmenistan	4	Total	1,386
Malawi	2	Uzbekistan	3		
Nigeria	5	Vietnam	4		
Rwanda	1	West Bank	1	South America <i>Breakdown by Country</i>	
Tanzania	1	Yemen	1	Argentina	1
Zimbabwe	7	Total	56	Bolivia	1
Total	37			Brazil	2
		Europe <i>Breakdown by Country</i>		Colombia	1
Asia <i>Breakdown by Country</i>		Azerbaijan	1	Ecuador	1
Afghanistan	3	Bulgaria	1	Total	6
Bangladesh	3	Georgia	1		
Burma (Myanmar)	6	Germany	1		
China	4	Kosovo	1	Grand Total	1,496
India	2	Montenegro	1		
Indonesia	1	Romania	2		
Iraq	1	Ukraine	1		
Japan	1	United Kingdom	2		
Kyrgyzstan	1	Total	11		
Lebanon	3				

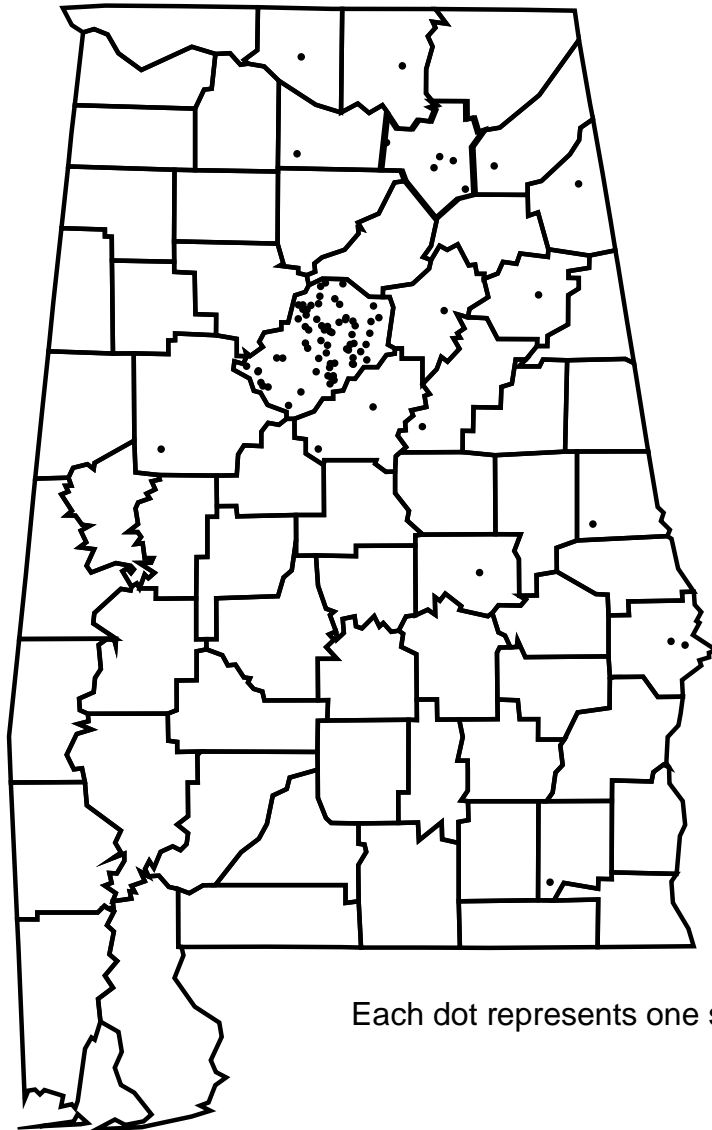
Note: The country of origin is based on application data, but does not necessarily reflect nationality or ethnicity.

2009 Fall Enrollment from the United States



NOTE: There is also one student enrolled from the U.S. Territory, the Virgin Islands.

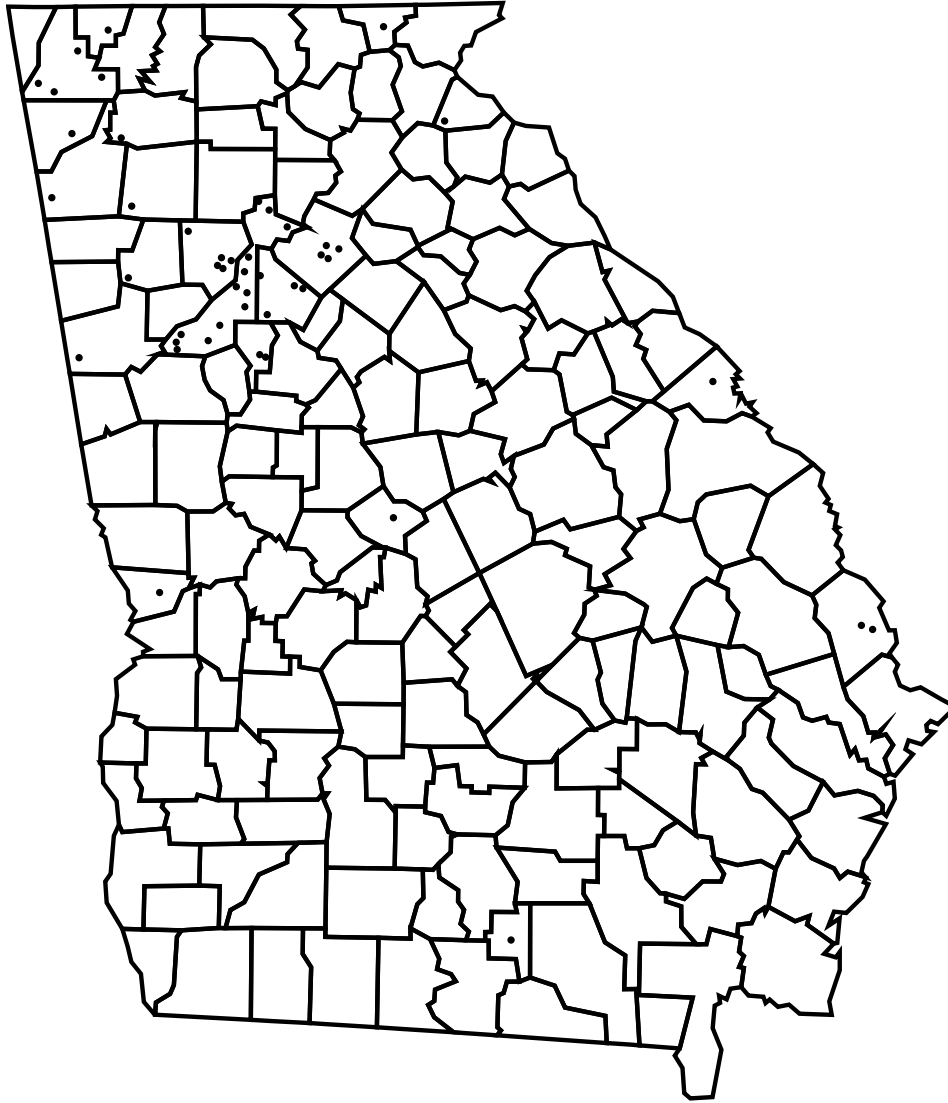
ALABAMA



Each dot represents one student.

Calhoun*	_____	1	Jefferson*	_____	68	Saint Clair*	_____	1
Chambers	_____	1	Limestone*	_____	1	Shelby*	_____	2
Cherokee*	_____	1	Madison*	_____	1	Talladega*	_____	1
Dale	_____	1	Marshall*	_____	5	Tuscaloosa	_____	1
Dekalb*	_____	1	Morgan*	_____	1			
Elmore	_____	1	Russell	_____	2	Total	_____	89

GEORGIA



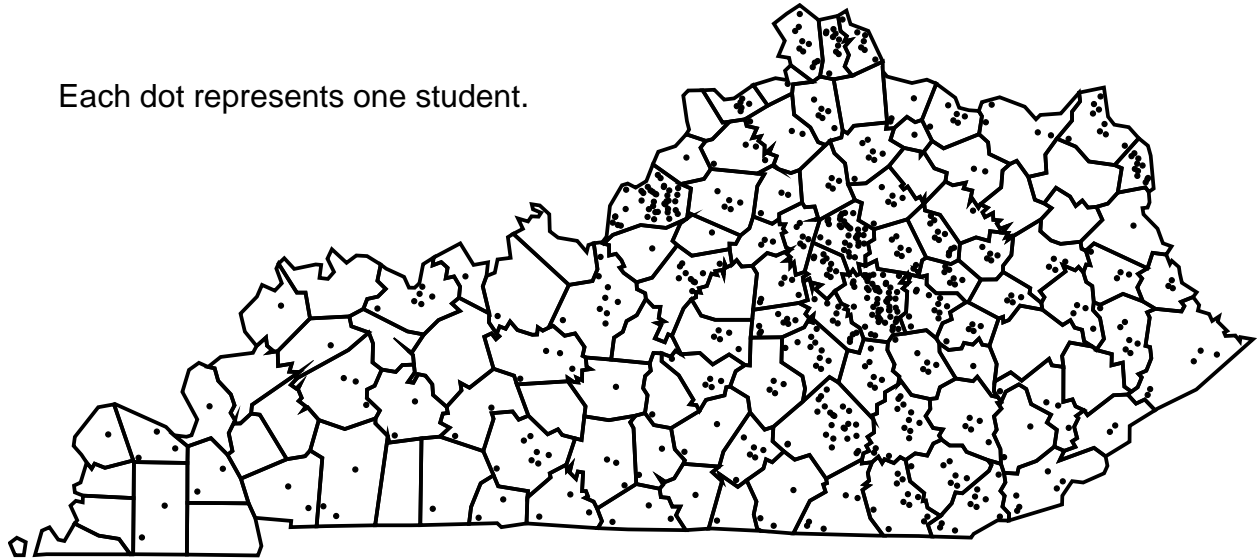
Each dot represents one student.

Bartow*	_____	1	De Kalb	_____	4	Muscogee	_____	1
Bibb	_____	1	Effingham	_____	2	Paulding	_____	1
Carroll	_____	1	Floyd*	_____	1	Richmond	_____	1
Catoosa*	_____	1	Fulton	_____	13	Stephens	_____	1
Chattooga*	_____	1	Gordon*	_____	1	Towns*	_____	1
Clayton	_____	2	Gwinnett	_____	4	Walker*	_____	4
Cobb	_____	5	Lanier	_____	1	TOTAL	_____	47

*Denotes In-Territory county.

KENTUCKY

Each dot represents one student.

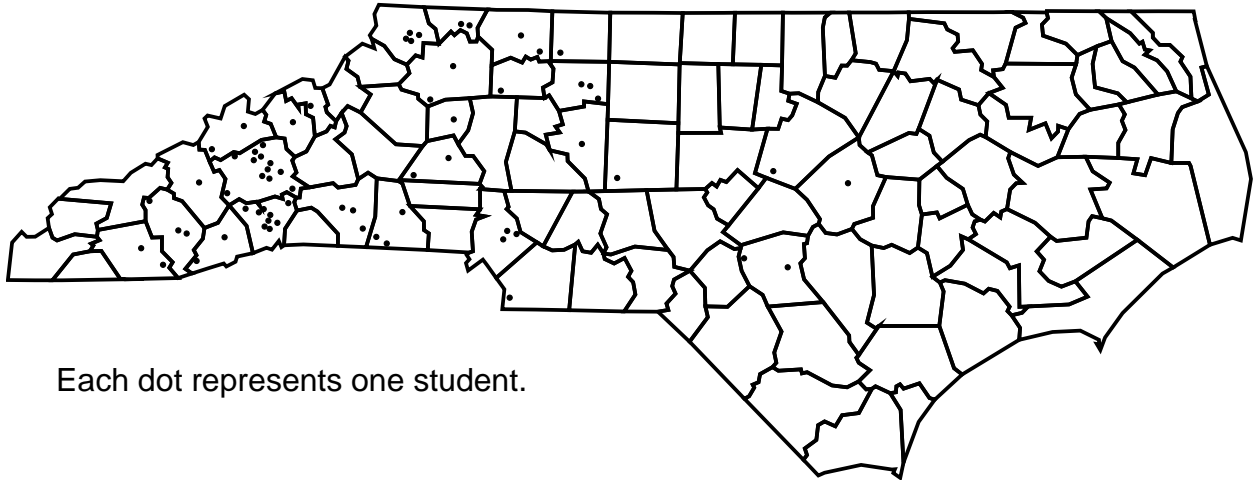


Adair*	_____	2	Christian*	_____	3	Hancock*	_____	1
Allen*	_____	2	Clark*	_____	8	Hardin*	_____	9
Anderson*	_____	3	Clay*	_____	5	Harlan*	_____	6
Ballard*	_____	1	Clinton*	_____	1	Harrison*	_____	7
Barren*	_____	3	Cumberland*	_____	1	Hart*	_____	1
Bath*	_____	1	Daviess*	_____	6	Henry*	_____	4
Bell*	_____	10	Estill*	_____	12	Hopkins*	_____	3
Boone*	_____	10	Fayette*	_____	36	Jackson*	_____	6
Bourbon*	_____	6	Fleming*	_____	2	Jefferson*	_____	42
Boyd*	_____	12	Floyd*	_____	7	Jessamine*	_____	11
Boyle*	_____	8	Franklin*	_____	3	Johnson*	_____	4
Bracken*	_____	3	Gallatin*	_____	1	Kenton*	_____	11
Breckinridge*	_____	1	Garrard*	_____	11	Knox*	_____	7
Bullitt*	_____	1	Grant*	_____	6	Laurel*	_____	14
Butler*	_____	2	Graves*	_____	2	Lawrence*	_____	1
Campbell*	_____	7	Grayson*	_____	3	Lee*	_____	5
Carroll*	_____	6	Green*	_____	1	Leslie*	_____	2
Casey*	_____	4	Greenup*	_____	9	Letcher*	_____	2

KENTUCKY

Lewis*	_____	4	Montgomery*	_____	12	Simpson*	_____	2
Lincoln*	_____	12	Morgan*	_____	4	Spencer*	_____	1
Livingston*	_____	1	Muhlenberg*	_____	2	Taylor*	_____	5
Logan*	_____	1	Nelson*	_____	11	Trigg*	_____	2
Madison*	_____	62	Oldham*	_____	1	Union*	_____	1
Magoffin*	_____	4	Owen*	_____	3	Warren*	_____	7
Marion*	_____	5	Owsley*	_____	1	Wayne*	_____	3
Marshall*	_____	2	Perry*	_____	4	Webster*	_____	1
Martin*	_____	3	Pike*	_____	5	Whitley*	_____	12
Mason*	_____	6	Powell*	_____	7	Wolfe*	_____	4
McCracken*	_____	3	Pulaski*	_____	25	Woodford*	_____	6
McCreary*	_____	5	Robertson*	_____	1	TOTAL	_____	601
Menifee*	_____	5	Rockcastle*	_____	7			
Mercer*	_____	6	Russell*	_____	6			
Metcalfe*	_____	2	Scott*	_____	4			
Monroe*	_____	3	Shelby*	_____	5			

NORTH CAROLINA



Each dot represents one student.

Alexander*	_____	1	Jackson*	_____	3	Union	_____	1
Alleghany*	_____	2	Johnston	_____	1	Wake	_____	1
Ashe*	_____	4	Macon*	_____	2	Wilkes*	_____	2
Buncombe*	_____	12	Madison*	_____	2	Yadkin	_____	1
Catawba	_____	2	Mecklenburg	_____	3	Yancey*	_____	1
Cleveland	_____	3	Mitchell*	_____	1	TOTAL	_____	67
Cumberland	_____	2	Randolph	_____	1			
Davidson	_____	1	Rutherford*	_____	3			
Forsyth	_____	3	Stokes*	_____	1			
Haywood*	_____	1	Surry*	_____	2			
Henderson*	_____	9	Transylvania*	_____	2			

OHIO

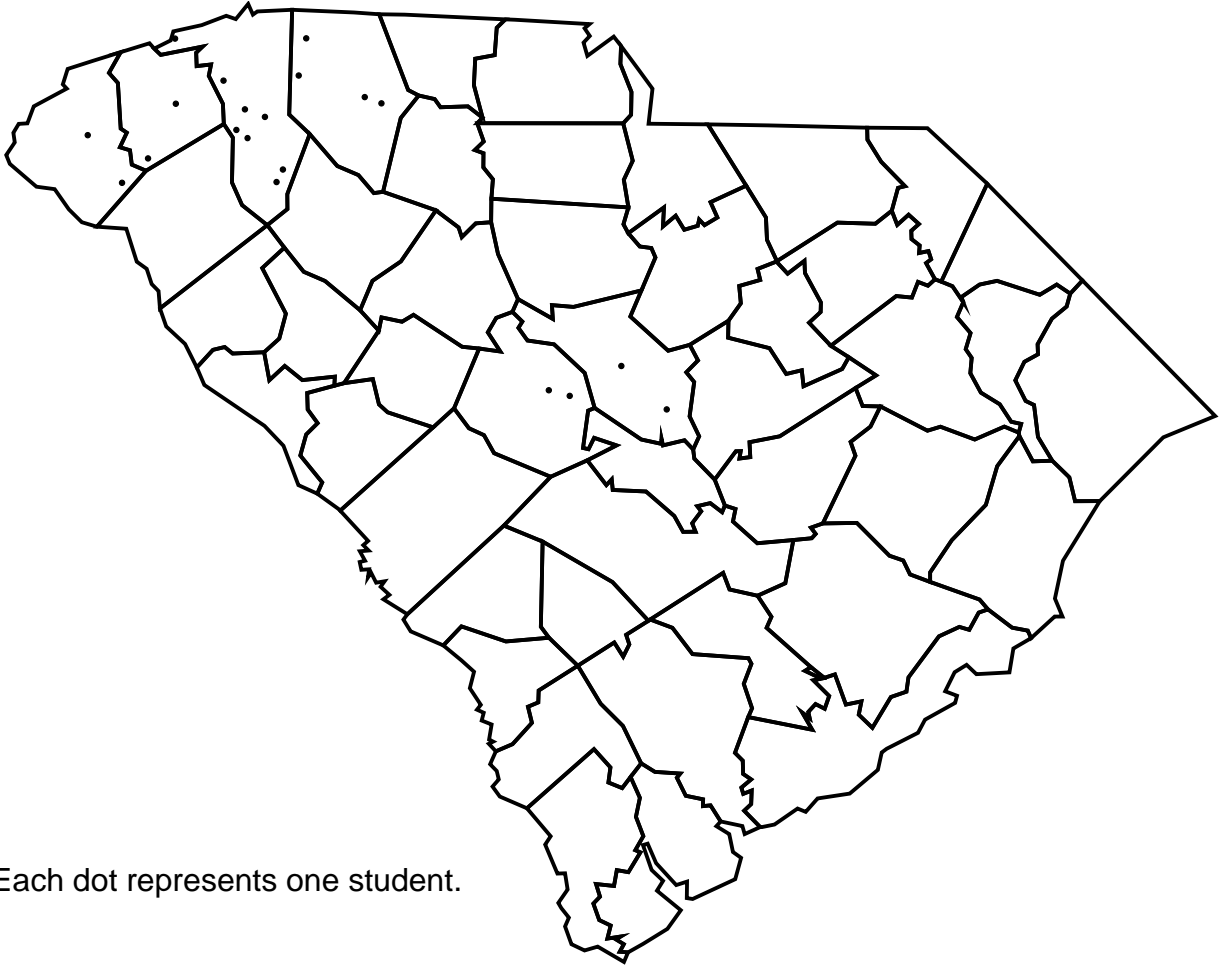


Each dot represents one student.

Adams*	_____	7	Highland*	_____	2	Pike*	_____	2
Ashland	_____	2	Hocking*	_____	2	Putnam	_____	2
Athens*	_____	8	Holmes	_____	2	Richland	_____	1
Brown*	_____	10	Jackson*	_____	5	Ross*	_____	1
Butler	_____	1	Knox	_____	1	Scioto*	_____	9
Clark	_____	2	Lawrence*	_____	7	Stark	_____	1
Clermont*	_____	13	Logan	_____	1	Trumbull	_____	3
Cuyahoga	_____	7	Lorain	_____	1	Union	_____	1
Fairfield	_____	1	Madison	_____	1	Van Wert	_____	1
Fayette	_____	1	Miami	_____	3	Warren	_____	4
Franklin	_____	6	Montgomery	_____	2	Washington*	_____	2
Fulton	_____	1	Morgan*	_____	1	Wyandot	_____	1
Gallia*	_____	6	Muskingum	_____	2	TOTAL	_____	158
Greene	_____	2	Perry*	_____	2			
Hamilton*	_____	30	Pickaway	_____	1			

*Denotes In-Territory county

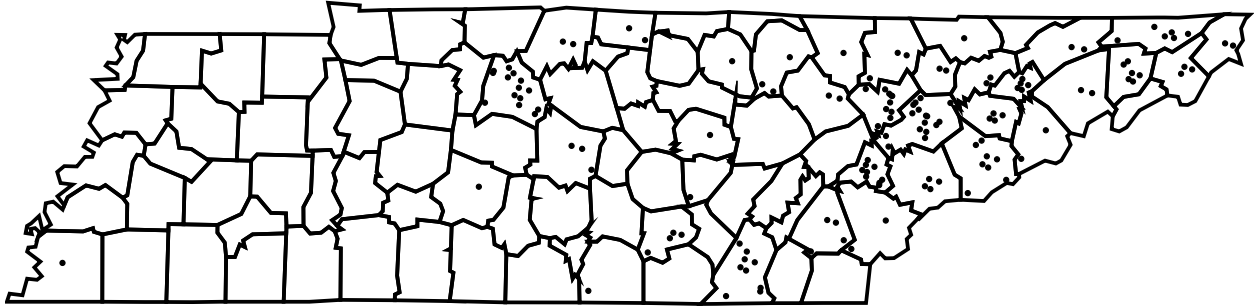
SOUTH CAROLINA



Each dot represents one student.

Greenville*	_____	8	Oconee*	_____	2	Richland	_____	2
Lexington	_____	2	Pickens*	_____	2	Spartanburg*	_____	4
			TOTAL	_____	20			

TENNESSEE

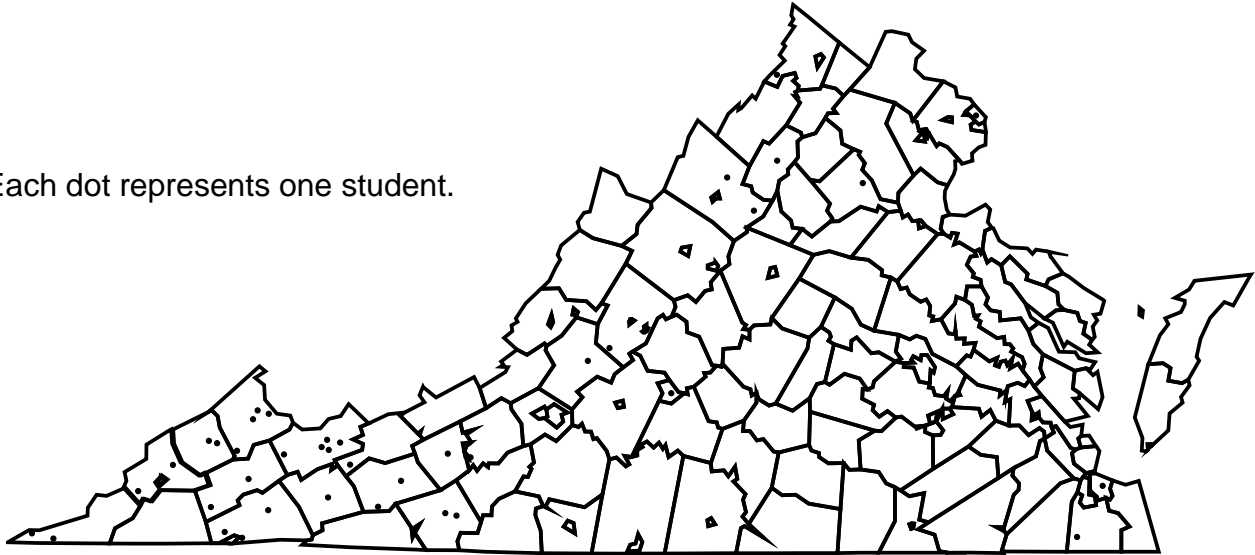


Each dot represents one student.

Anderson*	_____	10	Hamblen*	_____	5	Overton*	_____	1
Blount*	_____	4	Hamilton*	_____	9	Rutherford	_____	3
Campbell*	_____	3	Hawkins*	_____	2	Scott*	_____	1
Carter*	_____	3	Jefferson*	_____	4	Sevier*	_____	8
Claiborne*	_____	1	Johnson*	_____	2	Shelby	_____	1
Cocke*	_____	2	Knox*	_____	16	Sullivan*	_____	6
Davidson	_____	14	Loudon*	_____	8	Sumner	_____	2
Fentress*	_____	3	Macon*	_____	2	Union*	_____	2
Franklin	_____	1	Maury	_____	1	Van Buren*	_____	1
Grainger*	_____	2	McMinn*	_____	4	Washington*	_____	6
Greene*	_____	2	Monroe*	_____	2	White*	_____	1
Grundy*	_____	4	Morgan*	_____	2	TOTAL	_____	138

VIRGINIA

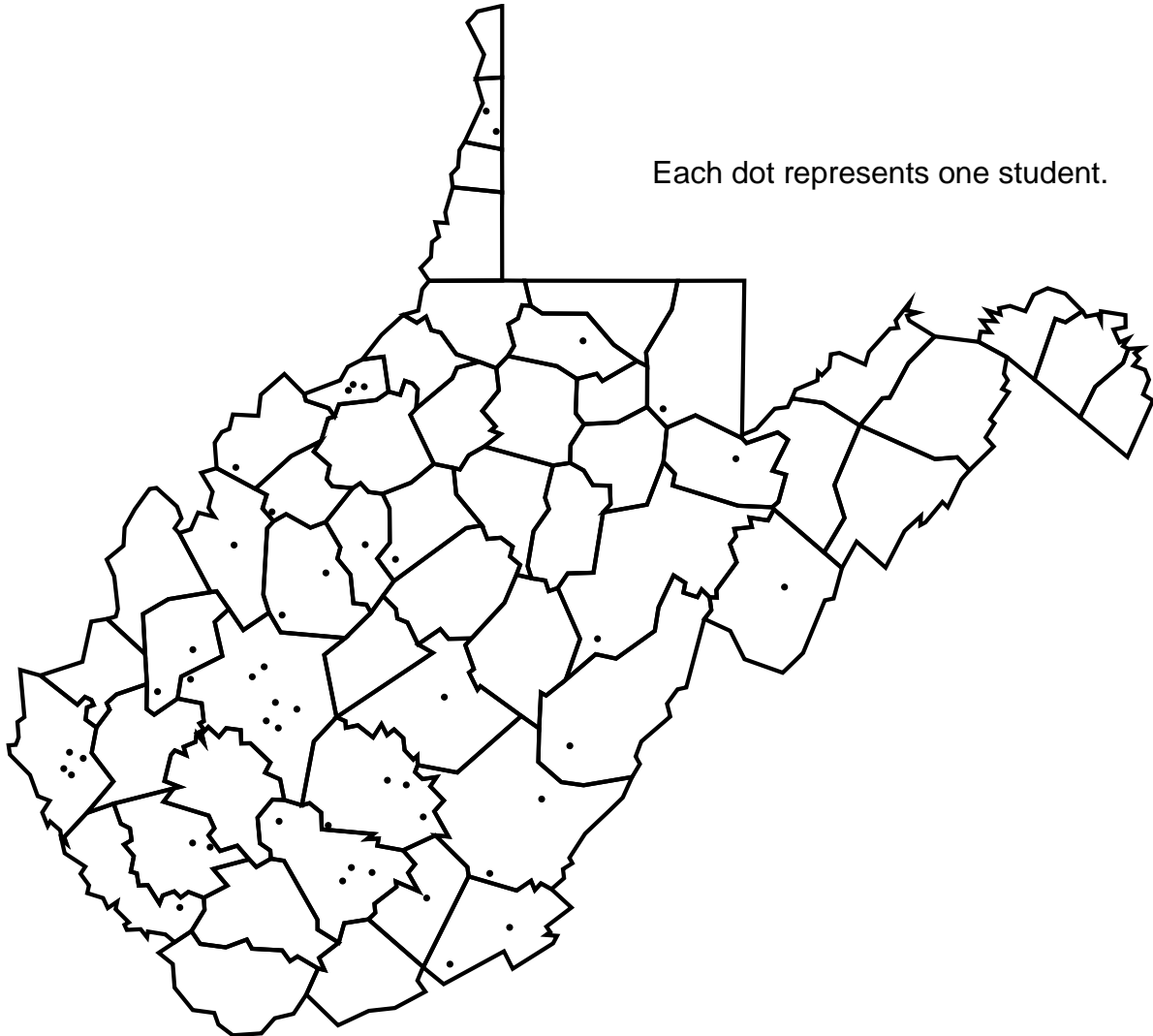
Each dot represents one student.



Arlington	_____	1	Dickenson*	_____	2	Rockingham*	_____	2
Bland*	_____	1	Frederick*	_____	1	Russell*	_____	2
Botetourt*	_____	1	Galax City	_____	2	Smyth*	_____	1
Bristol City	_____	1	Lee*	_____	2	Staunton City	_____	1
Buchanan*	_____	4	Lynchburg City	_____	1	Tazewell*	_____	5
Carroll*	_____	2	Montgomery*	_____	1	Washington*	_____	3
Charlottesville City	_____	2	Norfolk City	_____	1	Wise*	_____	2
Chesapeake City	_____	1	Page*	_____	1	Wythe*	_____	2
Covington City	_____	1	Pulaski*	_____	1			
Culpeper	_____	1	Rockbridge*	_____	1	TOTAL	_____	46

*Denotes In-Territory county.

WEST VIRGINIA



Each dot represents one student.

Brooke	_____	2	Monroe*	_____	2	Summers*	_____	1
Calhoun*	_____	1	Nicholas*	_____	1	Tucker*	_____	1
Fayette*	_____	4	Pendleton*	_____	1	Wayne*	_____	4
Gilmer*	_____	1	Pleasants*	_____	3	Wirt*	_____	1
Greenbrier*	_____	2	Pocahontas*	_____	1	Wood*	_____	1
Jackson*	_____	1	Preston*	_____	1	TOTAL	_____	48
Kanawha*	_____	7	Putnam*	_____	2			
Logan*	_____	2	Raleigh*	_____	4			
Marion*	_____	1	Randolph*	_____	1			
Mingo*	_____	1	Roane*	_____	2			

*Denotes In-Territory county.

State/County Breakdown: U.S. Territory and Out-of-Territory States

Alaska		Delaware		Illinois, continued	
<i>Breakdown by County</i>		<i>Breakdown by County</i>		<i>Breakdown by County</i>	
Anchorage	_____ 1	Kent	_____ 1	Du Page	_____ 1
Caledonia	_____ 1	New Castle	_____ 1	Henry	_____ 1
Fairbanks North Star	_____ 1	Total	_____ 2	Iroquois	_____ 1
Larimer	_____ 1	Florida		Kane	_____ 2
Valdez Cordova	_____ 1	<i>Breakdown by County</i>		Peoria	_____ 1
Total	_____ 5	Collier	_____ 1	Total	_____ 11
Arkansas		Escambia	_____ 1	Indiana	
<i>Breakdown by County</i>		Hillsborough	_____ 1	<i>Breakdown by County</i>	
Ashley	_____ 1	Lee	_____ 1	Benton	_____ 1
Benton	_____ 1	Levy	_____ 1	Boone	_____ 1
Boone	_____ 1	Saint Johns	_____ 1	Clark	_____ 1
Pope	_____ 1	Saint Lucie	_____ 1	Clay	_____ 1
Pulaski	_____ 1	Sarasota	_____ 1	Delaware	_____ 1
Sebastian	_____ 1	Total	_____ 8	Greene	_____ 1
Total	_____ 6	Hawaii		Hamilton	_____ 1
California		<i>Breakdown by County</i>		Hendricks	_____ 1
<i>Breakdown by County</i>		Maui	_____ 1	Jasper	_____ 1
Kern	_____ 1	Idaho		Jay	_____ 1
San Bernardino	_____ 1	<i>Breakdown by County</i>		Jefferson	_____ 2
Total	_____ 2	Canyon	_____ 1	Lawrence	_____ 1
Colorado		Madison	_____ 1	Monroe	_____ 1
<i>Breakdown by County</i>		Total	_____ 2	Ripley	_____ 1
El Paso	_____ 2	Illinois		Scott	_____ 1
Larimer	_____ 1	<i>Breakdown by County</i>		Washington	_____ 1
Total	_____ 3	Bureau	_____ 1	Total	_____ 17
		Clark	_____ 1		
		Cook	_____ 3		

State/County Breakdown: U.S. Territory and Out-of-Territory States

<p style="text-align: center;">Iowa <i>Breakdown by County</i></p> <p>Johnson _____ 1</p>	<p style="text-align: center;">Michigan <i>Breakdown by County</i></p> <p>Gladwin _____ 1</p> <p>Ingham _____ 1</p> <p>Lenawee _____ 1</p> <p>Mecosta _____ 1</p> <p>Missaukee _____ 1</p> <p>Oceana _____ 1</p> <p>Ottawa _____ 3</p> <p>Saginaw _____ 2</p> <p>Shiawassee _____ 1</p> <p>Tuscola _____ 1</p> <p>Wayne _____ 2</p> <p style="text-align: right;">Total _____ 15</p>	<p style="text-align: center;">Missouri, continued <i>Breakdown by County</i></p> <p>Phelps _____ 1</p> <p>Warren _____ 1</p> <p style="text-align: right;">Total _____ 8</p>
<p style="text-align: center;">Louisiana <i>Breakdown by County</i></p> <p>Beauregard _____ 1</p> <p>St John The Baptist _____ 1</p> <p style="text-align: right;">Total _____ 2</p>	<p style="text-align: center;">Maine <i>Breakdown by County</i></p> <p>Cumberland _____ 1</p> <p>Knox _____ 1</p> <p style="text-align: right;">Total _____ 2</p>	<p style="text-align: center;">Montana <i>Breakdown by County</i></p> <p>Lake _____ 1</p> <p>Lincoln _____ 1</p> <p>Missoula _____ 1</p> <p style="text-align: right;">Total _____ 3</p>
<p style="text-align: center;">Maryland <i>Breakdown by County</i></p> <p>Baltimore _____ 2</p> <p>Baltimore City _____ 1</p> <p>Montgomery _____ 2</p> <p>Prince Georges _____ 2</p> <p style="text-align: right;">Total _____ 7</p>	<p style="text-align: center;">Mississippi <i>Breakdown by County</i></p> <p>De Soto _____ 1</p> <p>Jones _____ 1</p> <p>Sunflower _____ 2</p> <p style="text-align: right;">Total _____ 4</p>	<p style="text-align: center;">Nebraska <i>Breakdown by County</i></p> <p>Douglas _____ 1</p>
<p style="text-align: center;">Massachusetts <i>Breakdown by County</i></p> <p>Hampden _____ 1</p> <p>Hampshire _____ 1</p> <p>Norfolk _____ 1</p> <p>Worcester _____ 1</p> <p style="text-align: right;">Total _____ 4</p>	<p style="text-align: center;">Missouri <i>Breakdown by County</i></p> <p>Boone _____ 1</p> <p>Dunklin _____ 1</p> <p>Jackson _____ 2</p> <p>Jasper _____ 1</p> <p>Pettis _____ 1</p>	<p style="text-align: center;">Nevada <i>Breakdown by County</i></p> <p>Clark _____ 2</p> <p>Nye _____ 1</p> <p style="text-align: right;">Total _____ 3</p>
		<p style="text-align: center;">New Hampshire <i>Breakdown by County</i></p> <p>Grafton _____ 1</p>
		<p style="text-align: center;">New Jersey <i>Breakdown by County</i></p> <p>Bergen _____ 1</p> <p>Camden _____ 1</p> <p>Hudson _____ 1</p> <p>Ocean _____ 1</p> <p style="text-align: right;">Total _____ 4</p>

State/County Breakdown: U.S. Territory and Out-of-Territory States

New Mexico		Pennsylvania, continued		Vermont	
<i>Breakdown by County</i>		<i>Breakdown by County</i>		<i>Breakdown by County</i>	
Bernalillo	_____ 1	Bradford	_____ 1	Washinton	_____ 3
Dona Ana	_____ 1	Bucks	_____ 1	Windsor	_____ 1
Total	_____ 2	Crawford	_____ 1	Total	_____ 4
		Delaware	_____ 1		
New York		Lycoming	_____ 1	Virgin Islands (U.S. Territory)	
<i>Breakdown by County</i>		Philadelphia	_____ 1	<i>Breakdown by County</i>	
Allegany	_____ 1	Venango	_____ 1	Saint Croix	_____ 1
Bronx	_____ 1	Westmoreland	_____ 1		
Chemung	_____ 1	Total	_____ 13	Washington	
Schoharie	_____ 1			<i>Breakdown by County</i>	
Steuben	_____ 2			Lewis	_____ 1
Ulster	_____ 1	Rhode Island		Wisconsin	
Wyoming	_____ 3	<i>Breakdown by County</i>		<i>Breakdown by County</i>	
Total	_____ 10	Providence	_____ 1	Eau Claire	_____ 1
				Walworth	_____ 1
North Dakota		Texas		Total	_____ 2
<i>Breakdown by County</i>		<i>Breakdown by County</i>			
Bottineau	_____ 1	Archer	_____ 1		
		Cameron	_____ 1		
		Denton	_____ 1		
Oregon		Harris	_____ 2		
<i>Breakdown by County</i>		Hays	_____ 1		
Grant	_____ 1	Tarrant	_____ 1		
Harney	_____ 1	Ward	_____ 1		
Malheur	_____ 2	Total	_____ 8		
Multnomah	_____ 1				
Total	_____ 5	Utah			
		<i>Breakdown by County</i>			
Pennsylvania		Salt Lake	_____ 1		
<i>Breakdown by County</i>					
Allegheny	_____ 3				
Berks	_____ 2				

2009 First-Year Students (392) Continent/Country Breakdown

Africa

Breakdown by Country

Botswana	_____	1
Cameroon	_____	2
Eritrea	_____	1
Kenya	_____	1
Malawi	_____	1
Nigeria	_____	2
Total	_____	8

Europe

Breakdown by Country

United Kingdom	_____	1
----------------	-------	---

North America

Breakdown by Country

Guatemala	_____	1
Haiti	_____	1
United States	_____	366
Total	_____	368

South America

Breakdown by Country

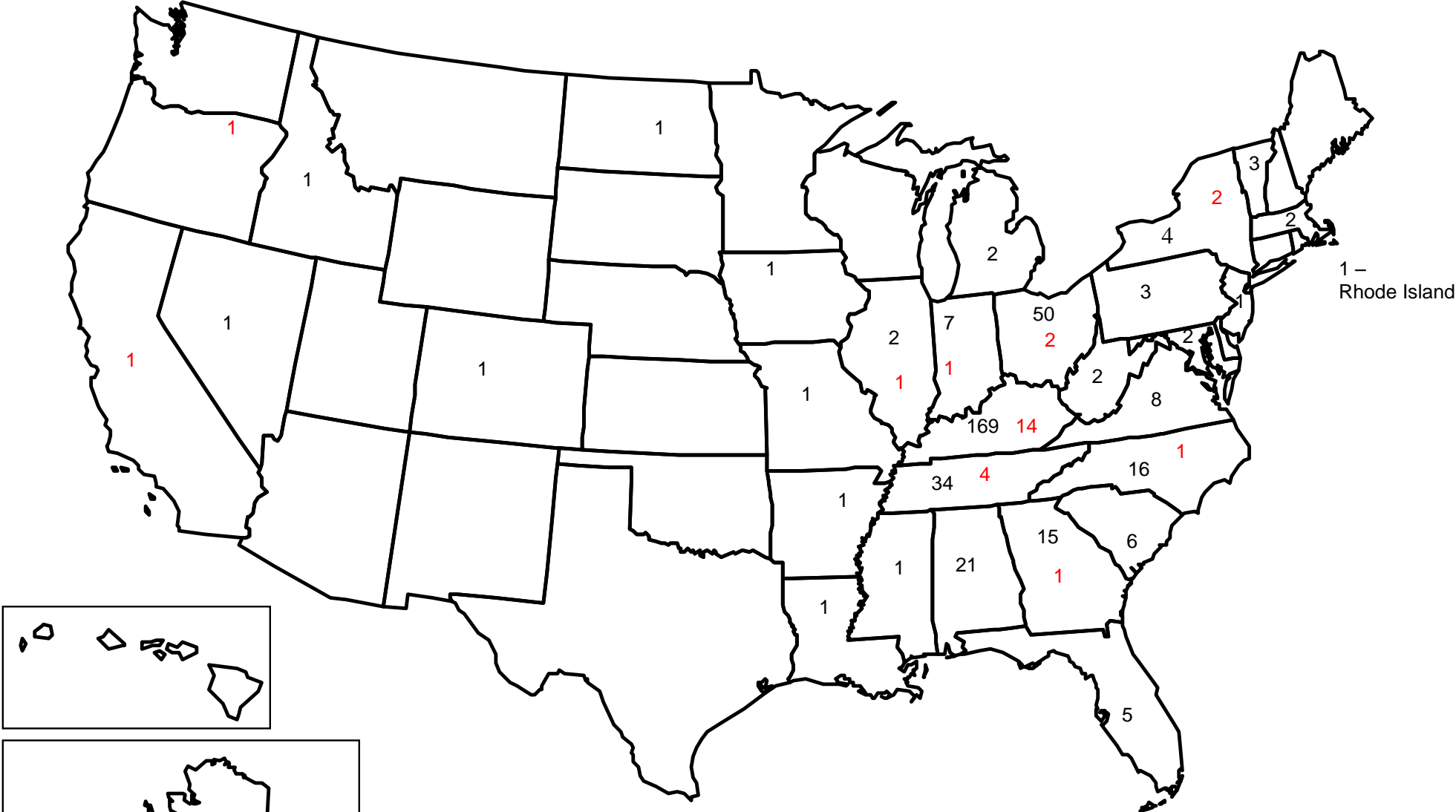
Brazil	_____	1
Colombia	_____	1
Ecuador	_____	1
Total	_____	3

Asia

Breakdown by Country

Bangladesh	_____	1
Burma (Myanmar)	_____	2
China	_____	1
India	_____	1
Indonesia	_____	1
Iraq	_____	1
Japan	_____	1
Russia	_____	1
Sri Lanka	_____	1
Uzbekistan	_____	1
Yemen	_____	1
Total	_____	12

2009 First-Year and Transfer Student Map with International Students



Foreign Countries:

Bangladesh	1	Guatemala	1	Russia	1
Botswana	1	Haiti	1	Sri Lanka	1
Brazil	1	India	1	United Kingdom	1
Burma (Myanmar)	2	Indonesia	1	Uzbekistan	1
Cameroon	2	Iraq	1	Yemen	1
China	1	Japan	1	TOTAL	26
Colombia	1	Kenya	1		
Ecuador	1	Malawi	1		
Eritrea	1	Nigeria	2		

NOTE: Numbers in red are transfer students.

2009 First-Year Students (392) State/County Breakdown (N = 366)

Alabama <i>Breakdown by County</i>		Georgia <i>Breakdown by County</i>		Iowa <i>Breakdown by County</i>	
Calhoun*	1	Clayton	1	Johnson	1
Dekalb*	1	Cobb	3		
Jefferson*	18	De Kalb	2	Kentucky <i>Breakdown by County</i>	
Marshall*	1	Floyd*	1	Adair*	1
Total	21	Fulton	3	Anderson*	2
		Gwinnett	2	Bath*	1
		Stephens	1	Bell*	2
		Walker*	2	Boone*	2
		Total	15	Bourbon*	2
				Boyd*	3
				Boyle*	4
				Bracken*	1
				Campbell*	2
				Carroll*	2
				Casey*	2
				Clark*	2
				Clay*	3
				Cumberland*	1
				Daviess*	2
				Estill*	4
				Fayette*	8
				Fleming*	1
				Floyd*	1
				Garrard*	3
				Grayson*	1
				Green*	1
				Greenup*	2
				Total	7

*Denotes In-Territory county.

2009 First-Year Students (392)

State/County Breakdown (N = 366)

Kentucky, continued <i>Breakdown by County</i>	Kentucky, continued <i>Breakdown by County</i>	Massachusetts <i>Breakdown by County</i>
Hardin* _____ 1	Muhlenberg* _____ 1	Hampden _____ 1
Harrison* _____ 1	Nelson* _____ 3	Worcester _____ 1
Henry* _____ 1	Owen* _____ 1	Total _____ 2
Hopkins* _____ 3	Pike* _____ 2	
Jackson* _____ 2	Powell* _____ 3	Michigan <i>Breakdown by County</i>
Jefferson* _____ 14	Pulaski* _____ 13	Mecosta _____ 1
Jessamine* _____ 2	Rockcastle* _____ 3	Saginaw _____ 1
Johnson* _____ 1	Russell* _____ 3	Total _____ 2
Kenton* _____ 1	Shelby* _____ 1	
Knox* _____ 1	Spencer* _____ 1	Mississippi <i>Breakdown by County</i>
Laurel* _____ 6	Taylor* _____ 3	De Soto _____ 1
Lawrence* _____ 1	Warren* _____ 2	
Lee* _____ 2	Wayne* _____ 2	Missouri <i>Breakdown by County</i>
Leslie* _____ 1	Whitley* _____ 2	Phelps _____ 1
Letcher* _____ 1	Wolfe* _____ 2	
Lewis* _____ 1	Woodford* _____ 2	Nevada <i>Breakdown by County</i>
Lincoln* _____ 3	Total _____ 169	Clark _____ 1
Logan* _____ 1		
Madison* _____ 17	Louisiana <i>Breakdown by County</i>	New Jersey <i>Breakdown by County</i>
Marion* _____ 1	Beauregard _____ 1	Hudson _____ 1
Martin* _____ 1		
Mason* _____ 1	Maryland <i>Breakdown by County</i>	New York <i>Breakdown by County</i>
McCreary* _____ 2	Baltimore _____ 1	Chemung _____ 1
Mercer* _____ 2	Prince Georges _____ 1	Steuben _____ 2
Metcalfe* _____ 2	Total _____ 2	Ulster _____ 1
Montgomery* _____ 2		Total _____ 4
Morgan* _____ 1		

2009 First-Year Students (392)

State/County Breakdown (N = 366)

North Carolina <i>Breakdown by County</i>		Ohio, continued <i>Breakdown by County</i>		South Carolina <i>Breakdown by County</i>	
Ashe*	1	Gallia*	3	Greenville*	3
Buncombe*	3	Greene	1	Lexington	2
Davidson	1	Hamilton*	12	Oconee*	1
Henderson*	2	Holmes	1	Total	6
Jackson*	2	Jackson*	1		
Madison*	1	Lawrence*	2	Tennessee <i>Breakdown by County</i>	
Mecklenburg	1	Madison	1	Anderson*	4
Mitchell*	1	Miami	1	Blount*	1
Randolph	1	Montgomery	1	Carter*	1
Rutherford*	1	Morgan*	1	Claiborne*	1
Stokes*	1	Pickaway	1	Davidson	4
Transylvania*	1	Scioto*	2	Fentress*	1
Total	16	Union	1	Grainger*	1
		Van Wert	1	Grundy*	2
		Wyandot	1	Hamilton*	3
		Total	50	Hawkins*	1
North Dakota <i>Breakdown by County</i>				Jefferson*	1
Bottineau	1			Knox*	2
		Pennsylvania <i>Breakdown by County</i>		Loudon*	1
		Allegheny	1	Monroe*	2
Adams*	2	Crawford	1	Morgan*	1
Ashland	1	Lycoming	1	Total	3
Athens*	1			Rutherford	1
Brown*	5			Sevier*	3
Clermont*	4	Rhode Island <i>Breakdown by County</i>		Sullivan*	1
Cuyahoga	2	Providence	1		
Fayette	1				
Franklin	3				
Fulton	1				

2009 First-Year Students (392) State/County Breakdown (N = 366)

Tennessee, continued

Breakdown by County _____

Sumner	_____	1
Washington*	_____	1
White*	_____	1
Total	_____	34

Vermont

Breakdown by County

Washington	_____	2
Windsor	_____	1
Total	_____	3

Virginia

Breakdown by County

Bland	_____	1
Bristol City	_____	1
Dickenson*	_____	1
Lee*	_____	1
Montgomery*	_____	1
Staunton City	_____	1
Washington*	_____	2
Total	_____	8

West Virginia

Breakdown by County

Pleasants*	_____	1
Wayne*	_____	1
Total	_____	2

2009 Transfer Students (28) State/County Breakdown (N=28)

California		New York	
<i>Breakdown by County</i>		<i>Breakdown by County</i>	
Kern	_____ 1	Bronx	_____ 1
		Wyoming	_____ 1
Georgia		Total _____ 2	
<i>Breakdown by County</i>			
De Kalb	_____ 1	North Carolina	
		<i>Breakdown by County</i>	
Illinois		Cleveland	_____ 1
<i>Breakdown by County</i>			
Henry	_____ 1	Ohio	
		<i>Breakdown by County</i>	
Indiana		Clermont*	_____ 1
<i>Breakdown by County</i>		Miami	_____ 1
Jefferson	_____ 1	Total _____ 2	
Kentucky		Oregon	
<i>Breakdown by County</i>		<i>Breakdown by County</i>	
Bell*	_____ 1	Grant	_____ 1
Boyle*	_____ 1		
Daviess*	_____ 1	Tennessee	
Estill*	_____ 1	<i>Breakdown by County</i>	
Fayette*	_____ 1	Grundy*	_____ 1
Grant*	_____ 1	Knox*	_____ 1
Knox*	_____ 1	Overton*	_____ 1
Madison*	_____ 3	Sullivan*	_____ 1
Nelson*	_____ 1	Total _____ 4	
Russell*	_____ 1		
Whitley*	_____ 2		
Total	_____ 14		