

Berea College



2010 Geographical Report

Office of Institutional Research and
Assessment

This report can also be found online at: www.berea.edu/ira/georeports.asp

TABLE OF CONTENTS

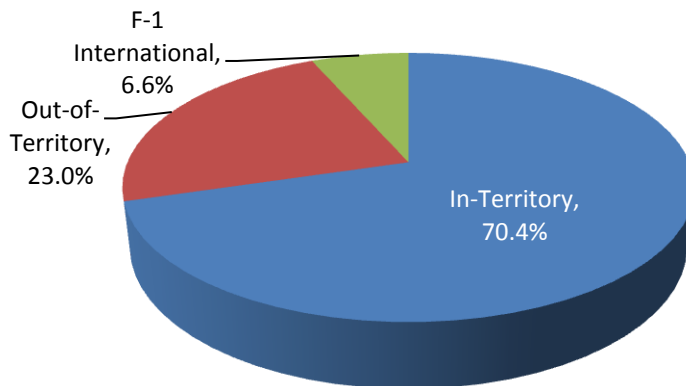
Total Enrollment Figures; breakdowns by Degree-Seeking and Non-Degree-Seeking Students	1
Total States, Territories, and Countries Represented	2
Definitions of Territory Categories	2
<u>ALL STUDENTS</u>	
Number of Students Enrolled from the United States and U.S. Territories.....	3
Number of Students Enrolled from Outside the United States and U.S. Territories.....	4
Enrollment Map by Continent.....	6
Continent/Country Breakdown	7
Enrollment Map of the United States	8
<u>Enrollment Maps of In-Territory States, including County Breakdown</u>	
Alabama.....	9
Georgia	10
Kentucky	11
North Carolina.....	13
Ohio	14
South Carolina	15
Tennessee	16
Virginia.....	17
West Virginia.....	18
State/County Breakdown of U.S. Territory and Out-of-Territory States	19
<u>FIRST-YEAR STUDENTS</u>	
Continent/Country Breakdown	22
Enrollment Map of the United States and Listing of Foreign Countries (includes transfers).....	23
State/County Breakdown	24
<u>NEW TRANSFERS</u>	
State/County Breakdown	28
<u>Individual Student Data</u>	
Students Enrolled from Outside the U.S. and its Territories.....	30
Students Enrolled from the U.S. and/or its Territories.....	33

FALL 2010 DEGREE-SEEKING STUDENT ENROLLMENT GEOGRAPHIC DISTRIBUTION BY TERRITORY

TOTAL HEADCOUNT ENROLLMENT	1,613
Degree-Seeking Students	(1,552)
Non-Degree-Seeking Students	(61)

Degree-Seeking Students by:

In-Territory	Out-of-Territory	F-1 International	Total
1,092 (70.4%)	357 (23.0%)	103 (6.6%)	1,552 (100%)



NOTE: The category "F-1 International" does not include all students who come to the College from other countries or with substantial international experience. For example, "permanent residents" who may be asylees or refugees are counted as "In-Territory" or "Out-of-Territory" rather than "F-1 International" depending on residence at the time of application. These students are eligible for federal financial aid that F-1 International students cannot legally receive. In Fall 2010, thirty-four (34) Berea College students were designated as "permanent residents." Also, there are 11 F-1 International students enrolled as exchange students (non-degree-seeking) this fall.

Non-Degree-Seeking Students by Category:

Berea Community School	23
Community (Special)	16
EKU Exchange	1
Employee	1
Madison Southern High School	9
Post-Graduate	0
Transient/Exchange	<u>11</u>
Subtotal	61

TOTAL STATES, TERRITORIES, AND COUNTRIES REPRESENTED: FALL 2010 DEGREE-SEEKING ENROLLMENT

- 44 different states
- 1 U.S. Territory (Guam)
- 58 countries other than the U.S.

DEFINITIONS OF TERRITORY CATEGORIES

Berea College students are characterized by one of three "geographical" categories. They are:

- *In-Territory*: Students who come from much of the Appalachian region and all of Kentucky within the white area in the map below. In-Territory also includes permanent residents (a non-citizen who has formally established residency in the U.S.) and refugees who reside in the territory.
- *Out-of-Territory*: Students who come from outside the In-Territory area, including U.S. Citizens living in foreign countries. Out-of-Territory also includes permanent residents (a non-citizen who has formally established residency in the U.S.) and refugees who reside out of the territory.
- *F-1 International*: Students who are not U.S. Citizens, permanent residents, or refugees.



Number of Students Enrolled from the
United States (44 states) and U.S. Territories (1 territory)

	In-Territory*	Out-of-Territory*	Total
Alabama	80	6	86
Alaska	0	3	3
Arkansas	0	6	6
Arizona	0	1	1
California	0	7	7
Colorado	0	4	4
Connecticut	0	1	1
Delaware	0	2	2
Florida	0	12	12
Georgia	16	35	51
Guam	0	1	1
Hawaii	0	2	2
Idaho	0	2	2
Illinois	0	15	15
Indiana	0	19	19
Iowa	0	1	1
Kentucky	640	0	640
Louisiana	0	2	2
Maine	0	3	3
Maryland	0	6	6
Massachusetts	0	6	6
Michigan	0	20	20
Mississippi	0	3	3
Missouri	0	7	7
Montana	0	1	1
Nebraska	0	1	1
Nevada	0	5	5
New Jersey	0	5	5
New Mexico	0	1	1
New York	0	10	10
North Carolina	50	22	72
North Dakota	0	1	1
Ohio	97	55	152
Oregon	0	4	4
Pennsylvania	0	12	12
Rhode Island	0	1	1
South Carolina	16	5	21
South Dakota	0	1	1
Tennessee	104	29	133
Texas	0	9	9
Vermont	0	6	6
Virginia	49	6	55
Washington	0	3	3
West Virginia	40	2	42
Wisconsin	0	5	5
TOTAL	1,092	348	1,440

*Includes permanent residents (a non-citizen who has formerly established residency in the U.S.) and refugees.

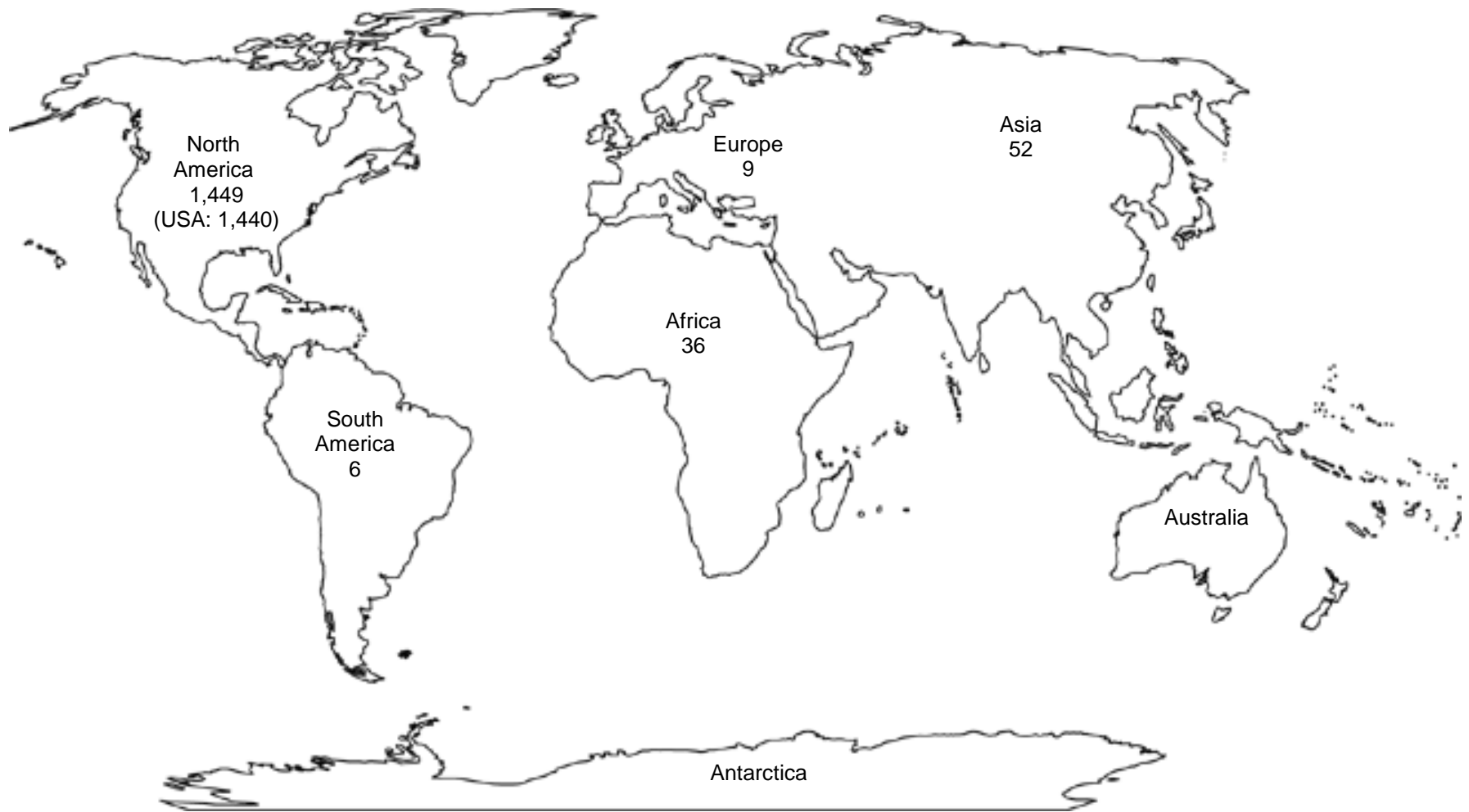
Number of Students Enrolled from Outside the United States (58 countries) and U.S. Territories

	Out-of-Territory	F-1 International	Total
Afghanistan	0	2	2
Albania	0	1	1
Azerbaijan	0	1	1
Bangladesh	0	2	2
Bolivia	0	1	1
Botswana	0	1	1
Brazil	0	2	2
Burkina Faso	0	1	1
Cameroon	0	4	4
China	0	2	2
Columbia	0	2	2
Dem. Rep. of the Congo	1	1	2
Dominica	0	1	1
Ecuador	0	1	1
Eritrea	0	2	2
Ethiopia	0	1	1
Georgia	0	2	2
Ghana	1	0	1
Guatemala	1	0	1
Haiti	0	4	4
India	0	3	3
Indonesia	1	0	1
Iraq	0	2	2
Jamaica	0	1	1
Japan	1	1	2
Kenya	0	4	4
Kosovo	0	1	1
Kyrgyzstan	0	1	1
Lebanon	0	1	1
Liberia	0	1	1
Malawi	0	2	2
Malaysia	0	1	1
Mexico	1	0	1
Montenegro	0	1	1
Morocco	0	1	1
Myanmar	0	7	7
Nepal	0	1	1
Nigeria	0	5	5
Pakistan	0	3	3
Republic of Korea	0	1	1
Romania	0	1	1
Russia	0	1	1

Number of Students Enrolled from Outside the United States (58 countries) and U.S. Territories

	Out-of-Territory	F-1 International	Total
Rwanda	0	2	2
Slovak Republic	0	1	1
Sri Lanka	0	1	1
Sudan	0	1	1
Taiwan	1	0	1
Tibet, The Former	0	7	7
Trinidad and Tobago	0	1	1
Turkey	1	0	1
Turkmenistan	1	2	3
Uganda	0	1	1
United Kingdom	0	1	1
Uzbekistan	0	2	2
Vietnam	0	4	4
West Bank	0	1	1
Yemen	0	2	2
Zimbabwe	0	7	7
TOTAL	9	103	112

2010 Fall Enrollment by Continent



NOTE: The country of origin is based on application data, but does not necessarily reflect nationality or ethnicity.

Continent/Country Breakdown

Africa

Breakdown by Country

Botswana	1
Burkina Faso	1
Cameroon	4
Dem.Rep. of the Congo	2
Eritrea	2
Ethiopia	1
Ghana	1
Kenya	4
Liberia	1
Malawi	2
Morocco	1
Nigeria	5
Rwanda	2
Sudan	1
Uganda	1
Zimbabwe	7

Total _____ **36**

Asia, continued

Breakdown by Country

Malaysia	1
Myanmar	7
Nepal	1
Pakistan	3
Republic of Korea	1
Russia	1
Sri Lanka	1
Taiwan	1
Tibet, The Former	7
Turkey	1
Turkmenistan	3
Uzbekistan	2
Vietnam	4
West Bank	1
Yemen	2

Total _____ **52**

North America

Breakdown by Country

Dominica	1
Guatemala	1
Haiti	4
Jamaica	1
Mexico	1
Trinidad and Tobago	1
United States	1,440

Total _____ **1,449**

South America

Breakdown by Country

Bolivia	1
Brazil	2
Colombia	2
Ecuador	1

Total _____ **6**

Europe

Breakdown by Country

Albania	1
Azerbaijan	1
Georgia	2
Kosovo	1
Montenegro	1
Romania	1
Slovak Republic	1
United Kingdom	1

Total _____ **9**

Asia

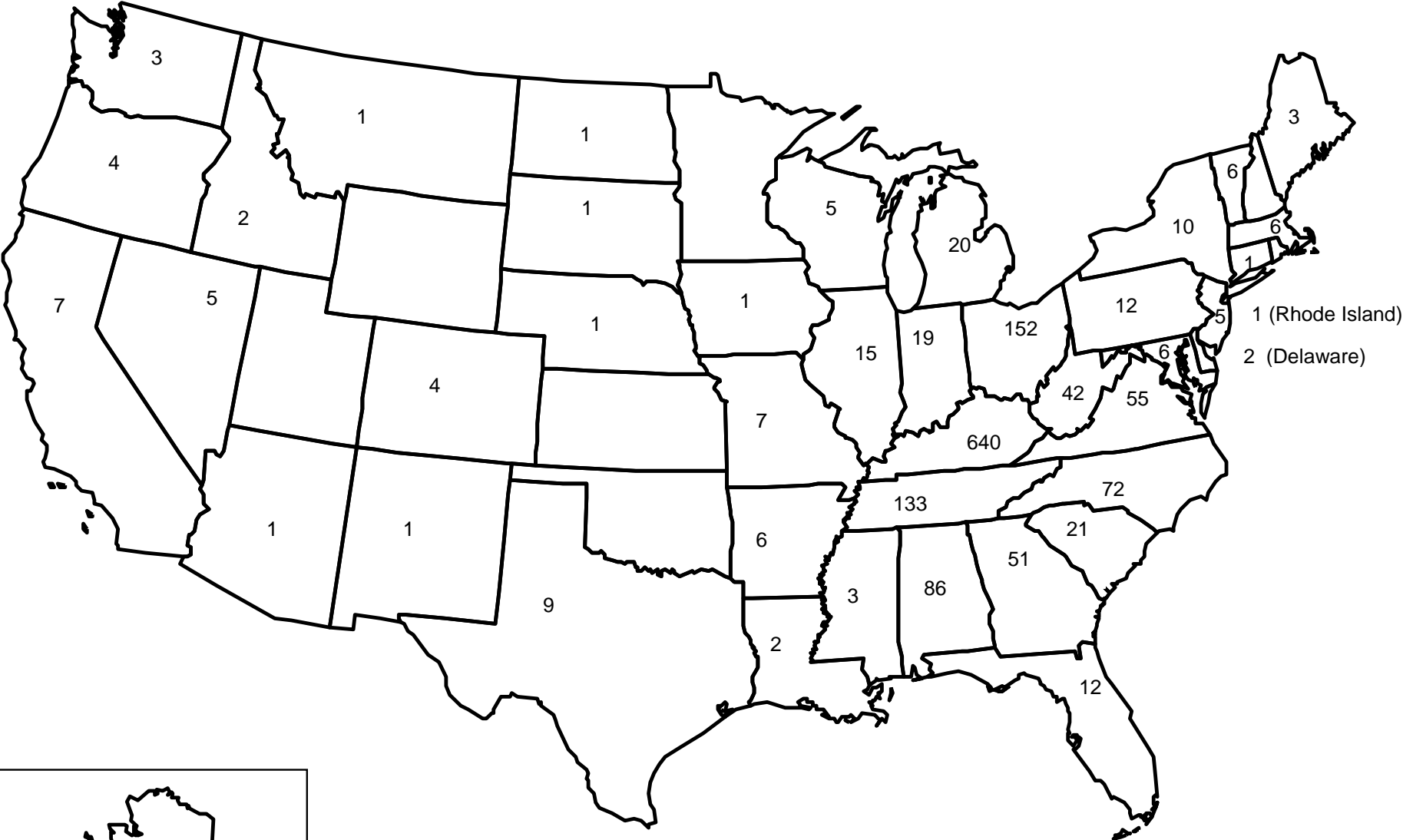
Breakdown by Country

Afghanistan	2
Bangladesh	2
China	2
India	3
Indonesia	1
Iraq	2
Japan	2
Kyrgyzstan	1
Lebanon	1

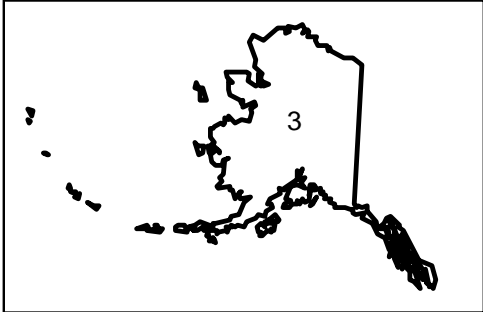
Grand Total _____ **1,552**

Note: The country of origin is based on application data, but does not necessarily reflect nationality or ethnicity.

2010 Fall Enrollment from the United States

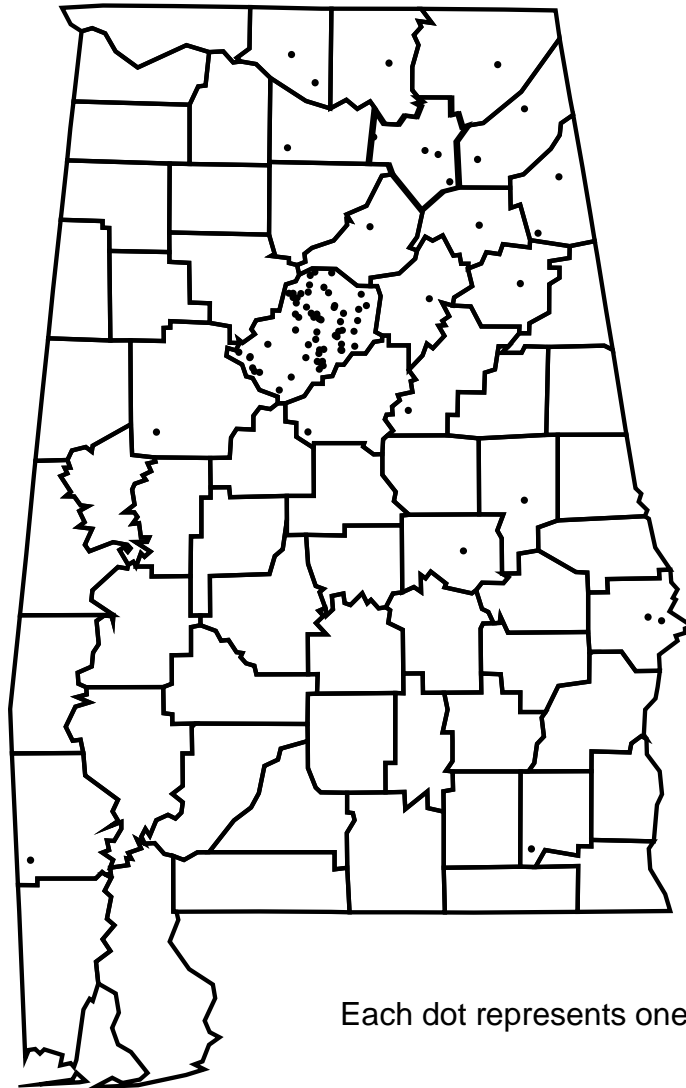


1 (Rhode Island)
2 (Delaware)



U.S. Territory of Guam: 1

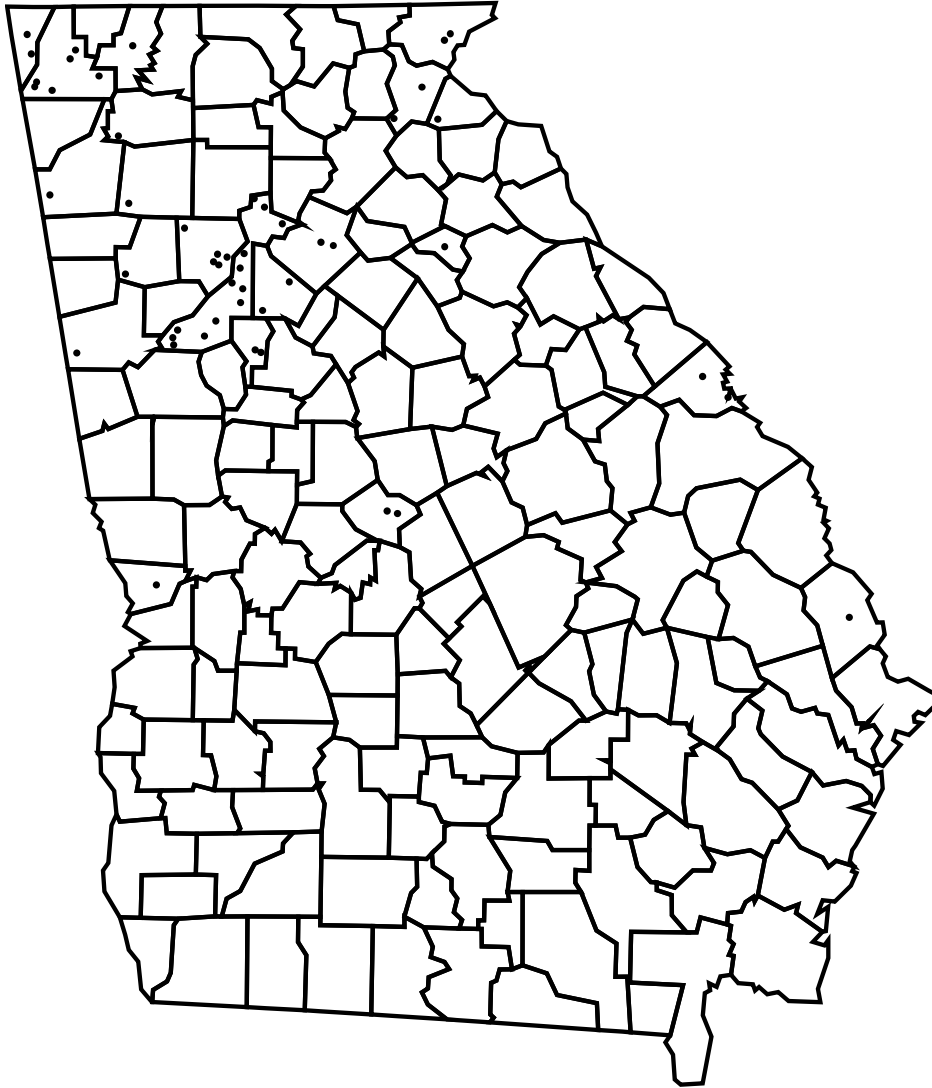
ALABAMA



Each dot represents one student.

Blount*	_____	1	Jackson*	_____	1	Saint Clair*	_____	1
Calhoun*	_____	1	Jefferson*	_____	61	Shelby*	_____	1
Cherokee*	_____	2	Limestone*	_____	2	Talladega*	_____	1
Dale	_____	1	Madison*	_____	1	Tuscaloosa	_____	1
De Kalb*	_____	2	Marshall*	_____	4	Washington	_____	1
Elmore	_____	1	Morgan*	_____	1			
Etowah*	_____	1	Russell	_____	2	Total	_____	86

GEORGIA



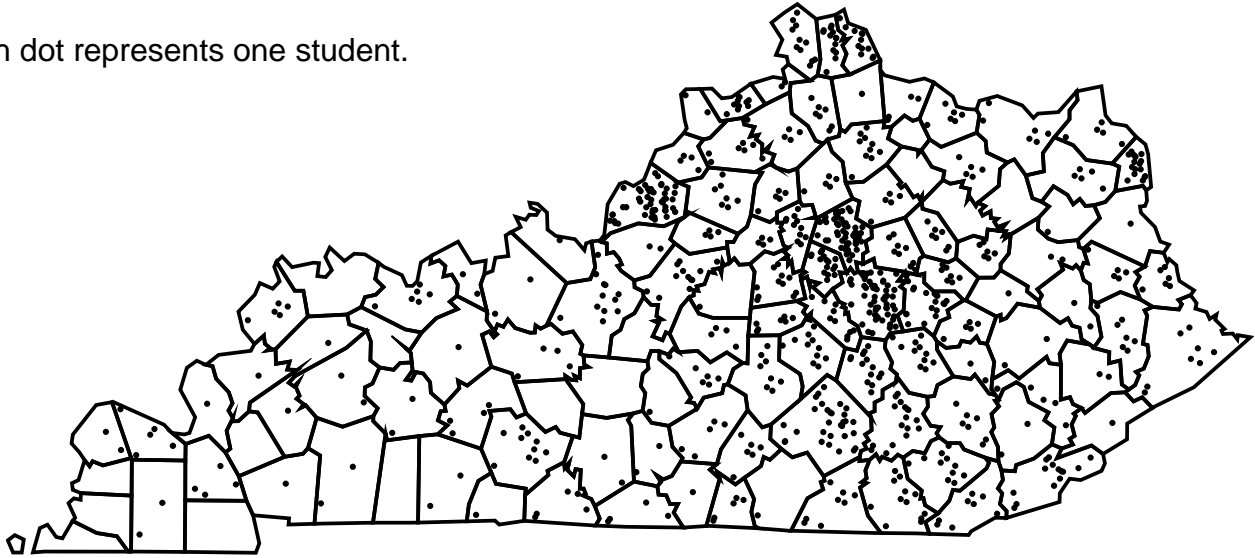
Each dot represents one student.

Bartow*	_____	1	De Kalb	_____	2	Muscogee	_____	1
Bibb	_____	2	Effingham	_____	1	Paulding	_____	1
Carroll	_____	1	Floyd*	_____	1	Rabun*	_____	2
Clarke	_____	1	Fulton	_____	14	Richmond	_____	2
Clayton	_____	2	Gordon*	_____	1	Stephens	_____	1
Cobb	_____	5	Gwinnett	_____	2	Walker*	_____	6
Dade*	_____	2	Habersham*	_____	2	Whitfield*	_____	1
			TOTAL			_____		51

*Denotes In-Territory county.

KENTUCKY

Each dot represents one student.



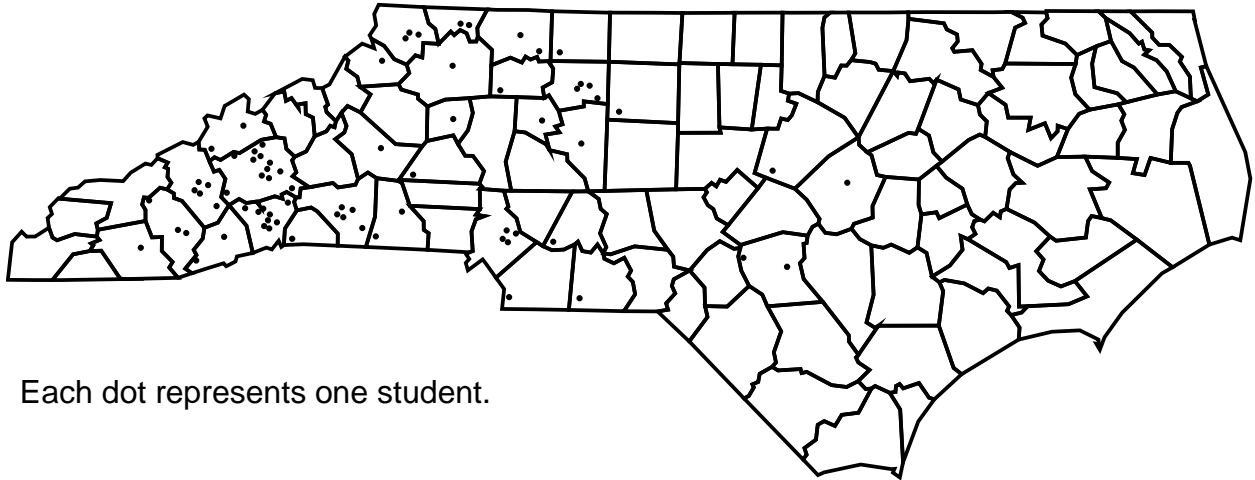
Adair*	_____	4	Carter*	_____	4	Graves*	_____	2
Allen*	_____	4	Casey*	_____	7	Grayson*	_____	3
Anderson*	_____	3	Christian*	_____	2	Green*	_____	1
Ballard*	_____	2	Clark*	_____	7	Greenup*	_____	4
Barren*	_____	2	Clay*	_____	6	Hancock*	_____	2
Bell*	_____	7	Clinton*	_____	4	Hardin*	_____	10
Boone*	_____	9	Crittenden*	_____	1	Harlan*	_____	12
Bourbon*	_____	4	Cumberland*	_____	1	Harrison*	_____	8
Boyd*	_____	14	Daviess*	_____	5	Henry*	_____	6
Boyle*	_____	6	Elliott*	_____	1	Hopkins*	_____	2
Bracken*	_____	3	Estill*	_____	15	Jackson*	_____	9
Breathitt*	_____	2	Fayette*	_____	46	Jefferson*	_____	42
Breckinridge*	_____	2	Fleming*	_____	4	Jessamine*	_____	14
Bullitt*	_____	2	Floyd*	_____	6	Johnson*	_____	4
Butler*	_____	3	Franklin*	_____	4	Kenton*	_____	11
Caldwell*	_____	1	Gallatin*	_____	2	Knott*	_____	2
Campbell*	_____	10	Garrard*	_____	8	Knox*	_____	9
Carroll*	_____	8	Grant*	_____	6	Laurel*	_____	14

*Denotes In-Territory county.

KENTUCKY

Lawrence*	_____	1	Menifee*	_____	5	Rockcastle*	_____	12
Lee*	_____	4	Mercer*	_____	9	Russell*	_____	5
Leslie*	_____	2	Metcalf*	_____	2	Scott*	_____	4
Letcher*	_____	1	Monroe*	_____	3	Shelby*	_____	6
Lewis*	_____	5	Montgomery*	_____	6	Simpson*	_____	1
Lincoln*	_____	9	Morgan*	_____	2	Spencer*	_____	3
Livingston*	_____	1	Muhlenberg*	_____	2	Taylor*	_____	5
Logan*	_____	2	Nelson*	_____	10	Trigg*	_____	1
Madison*	_____	49	Ohio*	_____	1	Trimble*	_____	2
Magoffin*	_____	2	Oldham*	_____	3	Union*	_____	4
Marion*	_____	3	Owen*	_____	4	Warren*	_____	8
Marshall*	_____	3	Owsley*	_____	2	Washington*	_____	1
Martin*	_____	5	Pendleton*	_____	1	Wayne*	_____	1
Mason*	_____	5	Perry*	_____	4	Webster*	_____	1
McCracken*	_____	4	Pike*	_____	7	Whitley*	_____	10
McCreary*	_____	7	Powell*	_____	6	Wolfe*	_____	1
Meade*	_____	1	Pulaski*	_____	25	Woodford*	_____	9
						TOTAL	_____	640

NORTH CAROLINA



Each dot represents one student.

Alexander*	_____	1	Forsyth	_____	4	Stanly	_____	1
Alleghany*	_____	2	Guilford	_____	1	Stokes*	_____	1
Anson	_____	1	Haywood*	_____	5	Surry*	_____	2
Ashe*	_____	3	Henderson*	_____	8	Transylvania*	_____	2
Buncombe*	_____	11	Jackson*	_____	3	Union	_____	1
Burke*	_____	1	Johnston	_____	1	Wake	_____	1
Catawba	_____	1	Macon*	_____	1	Watauga*	_____	1
Cleveland	_____	2	Madison*	_____	2	Wilkes*	_____	1
Cumberland	_____	2	Mecklenburg	_____	4	Yadkin	_____	1
Davidson	_____	1	Polk*	_____	1			
Davie	_____	1	Rutherford*	_____	5	TOTAL	_____	72

*Denotes In-Territory county.

OHIO

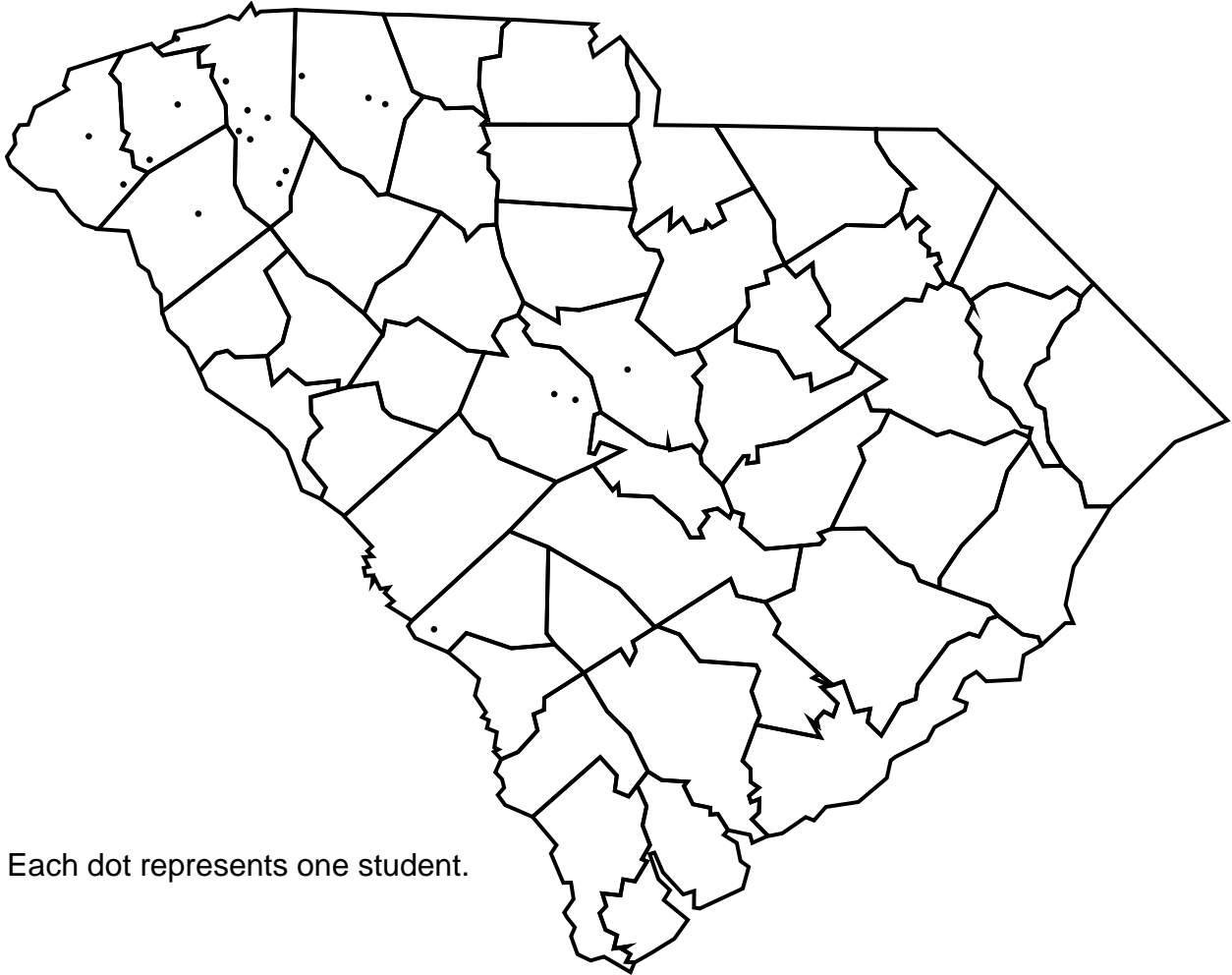


Each dot represents one student.

Adams*	_____	6	Greene	_____	1	Muskingum	_____	1
Ashland	_____	3	Hamilton*	_____	34	Perry*	_____	4
Ashtabula	_____	1	Highland*	_____	2	Pickaway	_____	1
Athens*	_____	4	Holmes	_____	1	Pike*	_____	1
Brown*	_____	6	Jackson*	_____	5	Putnam	_____	3
Butler	_____	2	Lawrence*	_____	6	Scioto*	_____	6
Clermont*	_____	15	Logan	_____	2	Stark	_____	1
Columbiana	_____	1	Lorain	_____	3	Trumbull	_____	4
Cuyahoga	_____	6	Madison	_____	1	Tuscarawas	_____	2
Darke	_____	1	Medina	_____	1	Van Wert	_____	2
Franklin	_____	6	Miami	_____	3	Warren	_____	3
Fulton	_____	1	Montgomery	_____	4	Washington*	_____	2
Gallia*	_____	5	Morgan*	_____	1	Williams	_____	1
						TOTAL	_____	152

*Denotes In-Territory county

SOUTH CAROLINA

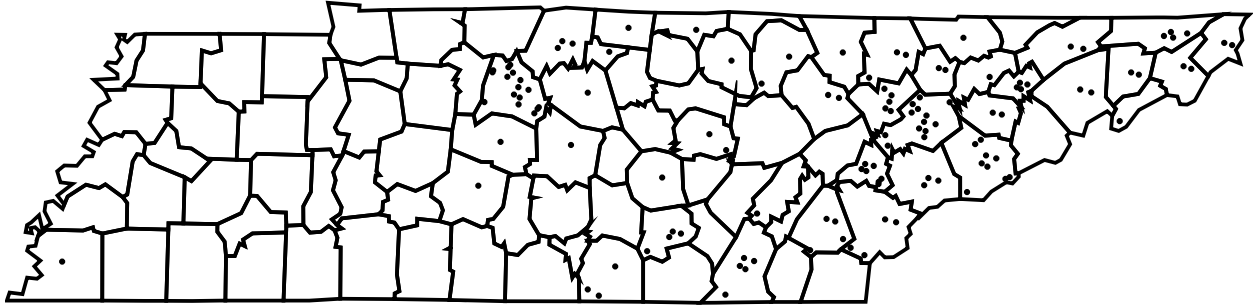


Each dot represents one student.

Anderson	_____	1	Lexington	_____	2	Richland	_____	1
Barnwell	_____	1	Oconee*	_____	2	Spartanburg*	_____	3
Greenville*	_____	9	Pickens*	_____	2	TOTAL	_____	21

*Denotes In-Territory county.

TENNESSEE

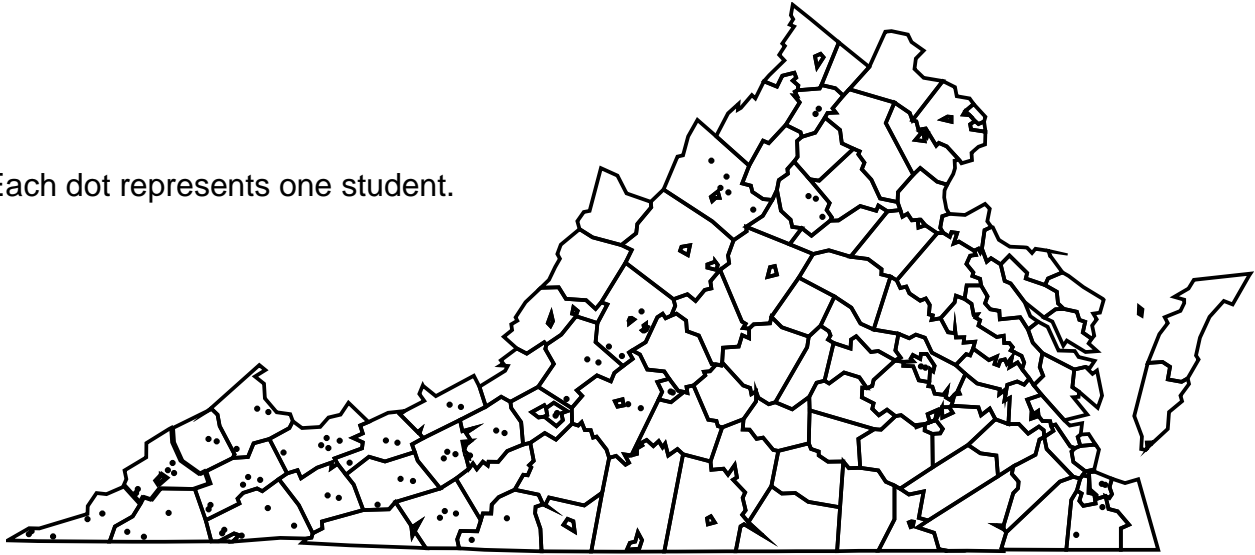


Each dot represents one student.

Anderson*	_____	6	Hawkins*	_____	2	Scott*	_____	1
Blount*	_____	3	Jefferson*	_____	2	Sevier*	_____	10
Campbell*	_____	3	Johnson*	_____	2	Shelby	_____	1
Carter*	_____	2	Knox*	_____	15	Sullivan*	_____	5
Claiborne*	_____	1	Loudon*	_____	8	Sumner	_____	3
Clay*	_____	1	Macon*	_____	1	Trousdale	_____	1
Davidson	_____	18	Maury	_____	1	Unicoi*	_____	1
Fentress*	_____	2	McMinn*	_____	5	Union*	_____	2
Franklin	_____	3	Monroe*	_____	4	Warren*	_____	1
Grainger*	_____	1	Morgan*	_____	2	Washington*	_____	2
Greene*	_____	2	Overton*	_____	1	White*	_____	2
Grundy*	_____	4	Rhea*	_____	1	Williamson	_____	1
Hamblen*	_____	5	Rutherford	_____	1	Wilson	_____	1
Hamilton*	_____	6				TOTAL	_____	133

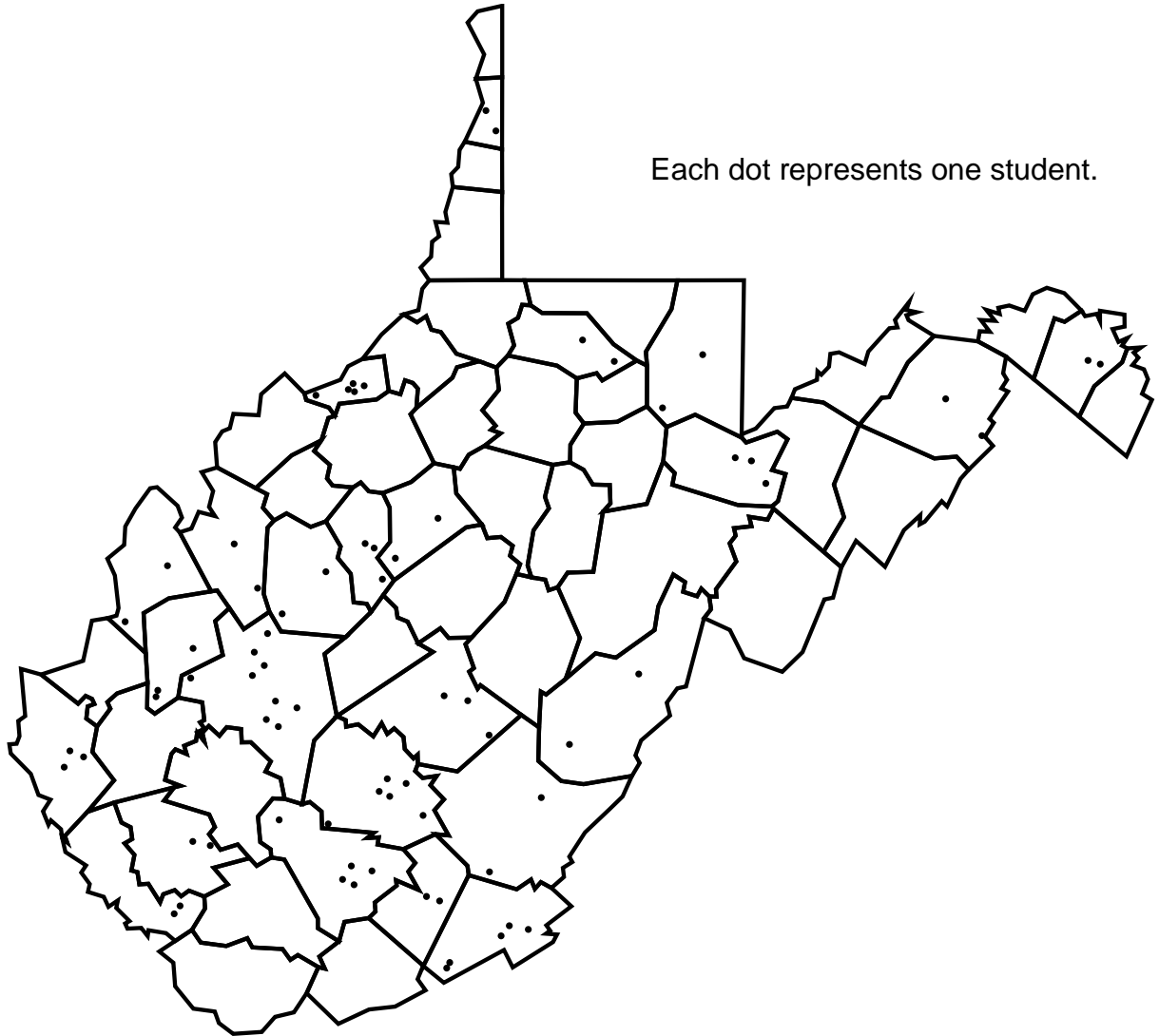
VIRGINIA

Each dot represents one student.



Bedford*	_____	1	Giles*	_____	1	Rockbridge*	_____	2
Bedford City	_____	1	Grayson*	_____	1	Rockingham*	_____	3
Bland*	_____	2	Lee*	_____	3	Russell*	_____	3
Botetourt*	_____	2	Lynchburg City	_____	1	Scott*	_____	2
Buchanan*	_____	2	Madison	_____	2	Staunton City	_____	1
Carroll*	_____	2	Montgomery*	_____	2	Tazewell*	_____	3
Charlottesville City	_____	1	Norfolk City	_____	1	Warren*	_____	1
Chesapeake City	_____	1	Patrick*	_____	1	Washington*	_____	3
Covington City	_____	1	Pulaski*	_____	2	Wise*	_____	3
Dickenson*	_____	1	Richmond City	_____	1	Wythe*	_____	2
Galax City	_____	2	Roanoke City	_____	1	TOTAL	_____	55

WEST VIRGINIA



Berkeley	_____	1	Logan*	_____	1	Preston*	_____	1
Brooke	_____	1	Marion*	_____	1	Putnam*	_____	2
Calhoun*	_____	2	Mason*	_____	1	Raleigh*	_____	3
Fayette*	_____	4	Mingo*	_____	1	Roane*	_____	1
Greenbrier*	_____	1	Monroe*	_____	3	Summers*	_____	1
Hampshire*	_____	1	Nicholas*	_____	2	Tucker*	_____	2
Jackson*	_____	1	Pleasants*	_____	3	Wayne*	_____	2
Kanawha*	_____	6	Pocahontas*	_____	1	TOTAL	_____	42

*Denotes In-Territory county.

State/County Breakdown: U.S. Territory and Out-of-Territory States

Alaska

Breakdown by County

Anchorage	_____	1
Fairbanks North Star	_____	1
Valdez Cordova	_____	1
Total	_____	3

Colorado

Breakdown by County

El Paso	_____	1
Larimer	_____	2
Pueblo	_____	1
Total	_____	4

Hawaii

Breakdown by County

Honolulu	_____	1
Maui	_____	1
Total	_____	2

Arkansas

Breakdown by County

Ashley	_____	1
Benton	_____	1
Boone	_____	1
Madison	_____	1
Pope	_____	1
Pulaski	_____	1
Total	_____	6

Connecticut

Breakdown by County

Fairfield	_____	1
-----------	-------	---

Delaware

Breakdown by County

Kent	_____	1
New Castle	_____	1
Total	_____	2

Idaho

Breakdown by County

Canyon	_____	1
Madison	_____	1
Total	_____	2

Illinois

Breakdown by County

Bureau	_____	1
Clark	_____	1
Cook	_____	4
Edwards	_____	1
Henry	_____	1
Iroquois	_____	1
Kane	_____	3
Peoria	_____	1
White	_____	1
Will	_____	1
Total	_____	15

Arizona

Breakdown by County

Maricopa	_____	1
----------	-------	---

California

Breakdown by County

Butte	_____	1
Humboldt	_____	1
Kern	_____	1
Nevada	_____	1
Placer	_____	1
San Diego	_____	1
San Mateo	_____	1
Total	_____	7

Florida

Breakdown by County

Collier	_____	1
Columbia	_____	1
Hillsborough	_____	1
Indian River	_____	1
Lee	_____	2
Leon	_____	1
Levy	_____	1
Orange	_____	1
Palm Beach	_____	1
Saint Johns	_____	1
Sarasota	_____	1
Total	_____	12

Indiana

Breakdown by County

Benton	_____	1
Boone	_____	1
Clay	_____	1
Elkhart	_____	1
Fayette	_____	1
Hamilton	_____	2

Guam

Breakdown by County

Guam	_____	1
------	-------	---

State/County Breakdown: U.S. Territory and Out-of-Territory States

Indiana, continued

Breakdown by County

Hendricks	_____	1
Henry	_____	1
Jay	_____	1
Jefferson	_____	2
Johnson	_____	1
Lawrence	_____	1
Monroe	_____	1
Morgan	_____	2
Ripley	_____	1
Scott	_____	1
Total	_____	19

Iowa

Breakdown by County

Wayne	_____	1
-------	-------	---

Louisiana

Breakdown by County

Beauregard	_____	1
St John The Baptist	_____	1
Total	_____	2

Maine

Breakdown by County

Cumberland	_____	2
Knox	_____	1
Total	_____	3

Maryland

Breakdown by County

Anne Arundel	_____	1
Baltimore	_____	1
Baltimore City	_____	1
Frederick	_____	1
Montgomery	_____	1
Prince Georges	_____	1
Total	_____	6

Massachusetts

Breakdown by County

Franklin	_____	1
Hampden	_____	1
Hampshire	_____	2
Norfolk	_____	1
Worcester	_____	1
Total	_____	6

Michigan

Breakdown by County

Clinton	_____	1
Genesee	_____	1
Gladwin	_____	1
Ingham	_____	1
Lapeer	_____	1
Lenawee	_____	1
Mackinac	_____	1
Madison	_____	1
Mecosta	_____	1
Missaukee	_____	1
Oceana	_____	1
Ottawa	_____	2

Michigan, continued

Breakdown by County

Saginaw	_____	2
Shiawassee	_____	1
Wayne	_____	4
Total	_____	20

Mississippi

Breakdown by County

De Soto	_____	1
Jones	_____	1
Sunflower	_____	1
Total	_____	3

Missouri

Breakdown by County

Boone	_____	1
Cass	_____	1
Dunklin	_____	1
Jackson	_____	1
Newton	_____	1
Pettis	_____	1
Phelps	_____	1
Total	_____	7

Montana

Breakdown by County

Missoula	_____	1
----------	-------	---

Nebraska

Breakdown by County

Douglas	_____	1
---------	-------	---

State/County Breakdown: U.S. Territory and Out-of-Territory States

Nevada
Breakdown by County

Clark	_____	3
Lyon	_____	1
Nye	_____	1
Total	_____	5

Oregon
Breakdown by County

Clackamas	_____	1
Grant	_____	1
Harney	_____	1
Linn	_____	1
Total	_____	4

Texas
Breakdown by County

Baylor	_____	1
Brazoria	_____	1
Cameron	_____	1
Denton	_____	1
Gregg	_____	1
Harris	_____	2
Hays	_____	1
Ward	_____	1
Total	_____	9

New Jersey
Breakdown by County

Bergen	_____	1
Hudson	_____	2
Ocean	_____	1
Salem	_____	1
Total	_____	5

Pennsylvania
Breakdown by County

Allegheny	_____	2
Berks	_____	1
Bradford	_____	1
Crawford	_____	1
Delaware	_____	1
Franklin	_____	1
Lycoming	_____	1
Montgomery	_____	1
Philadelphia	_____	1
Venango	_____	1
Westmoreland	_____	1
Total	_____	12

Vermont
Breakdown by County

Caledonia	_____	2
Orleans	_____	1
Washington	_____	2
Windsor	_____	1
Total	_____	6

New Mexico
Breakdown by County

Dona Ana	_____	1
----------	-------	---

New York
Breakdown by County

Chemung	_____	1
Onondaga	_____	1
Schoharie	_____	1
Steuben	_____	2
Ulster	_____	1
Warren	_____	1
Wyoming	_____	2
Yates	_____	1
Total	_____	10

Rhode Island
Breakdown by County

Providence	_____	1
------------	-------	---

Washington
Breakdown by County

Jefferson	_____	1
King	_____	1
Lewis	_____	1
Total	_____	3

South Dakota
Breakdown by County

Minnehaha	_____	1
-----------	-------	---

Wisconsin
Breakdown by County

Dane	_____	1
Eau Claire	_____	1
Walworth	_____	3
Total	_____	5

North Dakota
Breakdown by County

Bottineau	_____	1
-----------	-------	---

2010 First-Year Students (429) Continent/Country Breakdown

Africa

Breakdown by Country

Cameroon	_____	1
Democratic Republic of the Congo	_____	2
Eritrea	_____	1
Kenya	_____	1
Liberia	_____	1
Morocco	_____	1
Sudan	_____	1
Uganda	_____	1
Zimbabwe	_____	1
Total	_____	10

Europe

Breakdown by Country

Albania	_____	1
Georgia	_____	1
Kosovo	_____	1
Slovak Republic	_____	1
Total	_____	4

North America

Breakdown by Country

Haiti	_____	1
United States	_____	404
Total	_____	405

South America

Breakdown by Country

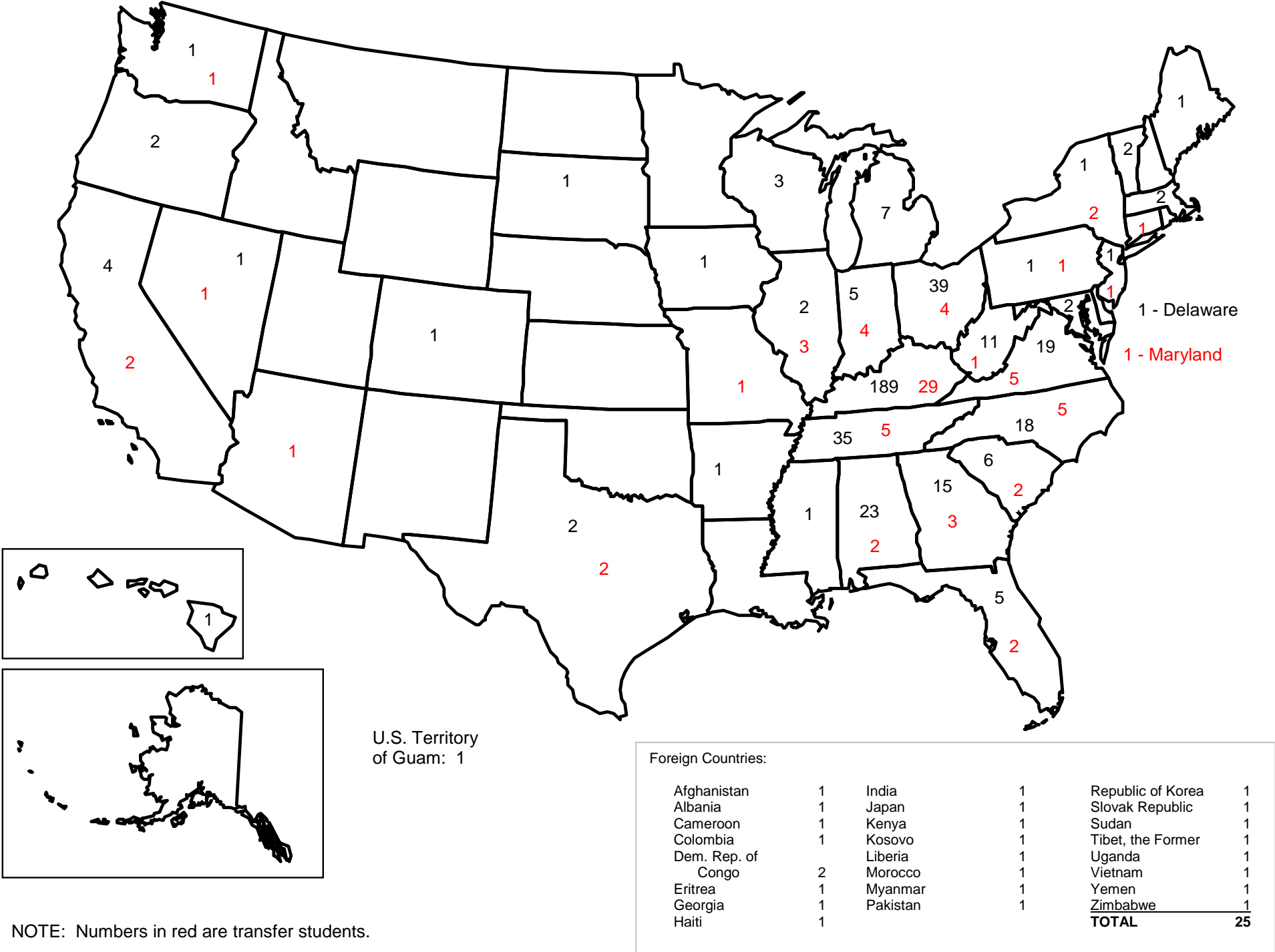
Colombia	_____	1
Total	_____	1

Asia

Breakdown by Country

Afghanistan	_____	1
India	_____	1
Japan	_____	1
Myanmar	_____	1
Pakistan	_____	1
Republic of Korea	_____	1
Tibet, The Former	_____	1
Vietnam	_____	1
Yemen	_____	1
Total	_____	9

2010 First-Year and Transfer Student Map with International Students



NOTE: Numbers in red are transfer students.

2010 First-Year Students (429)

State/County and U.S. Territory Breakdown (N = 404)

Alabama			Florida			Indiana		
<i>Breakdown by County</i>			<i>Breakdown by County</i>			<i>Breakdown by County</i>		
Blount*	_____	1	Columbia	_____	1	Elkhart	_____	1
Cherokee*	_____	1	Indian River	_____	1	Fayette	_____	1
De Kalb*	_____	1	Levy	_____	1	Henry	_____	1
Etowah*	_____	1	Orange	_____	1	Morgan	_____	2
Jackson*	_____	1	Palm Beach	_____	1	Total	_____	5
Jefferson*	_____	17	Total	_____	5			
Madison*	_____	1				Iowa		
Total	_____	23	Georgia			<i>Breakdown by County</i>		
			<i>Breakdown by County</i>			Wayne	_____	1
			Bibb	_____	1			
Arkansas			Clarke	_____	1	Kentucky		
<i>Breakdown by County</i>			Dade*	_____	2	<i>Breakdown by County</i>		
Madison	_____	1	Fulton	_____	4	Adair*	_____	2
California			Habersham*	_____	2	Allen*	_____	2
<i>Breakdown by County</i>			Rabun*	_____	1	Ballard*	_____	1
Butte	_____	1	Richmond	_____	1	Barren*	_____	1
Nevada	_____	1	Walker*	_____	2	Bell*	_____	2
Placer	_____	1	Whitfield*	_____	1	Boone*	_____	1
San Mateo	_____	1	Total	_____	15	Boyd*	_____	4
Total	_____	4				Boyle*	_____	2
Colorado			Guam			Breathitt*	_____	2
<i>Breakdown by County</i>			<i>Breakdown by County</i>			Bullitt*	_____	1
Pueblo	_____	1	Guam	_____	1	Butler*	_____	1
Delaware			Hawaii			Caldwell*	_____	1
<i>Breakdown by County</i>			<i>Breakdown by County</i>			Campbell*	_____	5
Kent	_____	1	Honolulu	_____	1	Carroll*	_____	3
Illinois			<i>Breakdown by County</i>			Carter*	_____	4
<i>Breakdown by County</i>			Cook	_____	1	Casey*	_____	3
<i>Breakdown by County</i>			Kane	_____	1	Christian*	_____	1
<i>Breakdown by County</i>			Total	_____	2	Clark*	_____	2
<i>Breakdown by County</i>						Clay*	_____	1

2010 First-Year Students (429)

State/County and U.S. Territory Breakdown (N = 404)

Kentucky, continued
Breakdown by County

Kentucky, continued
Breakdown by County

Maryland
Breakdown by County

Clinton*	_____	3	Martin*	_____	2	Anne Arundel	_____	1
Crittenden*	_____	1	McCracken*	_____	1	Montgomery	_____	1
Daviess*	_____	1	McCreary*	_____	3	Total	_____	2
Elliott*	_____	1	Menifee*	_____	1			
Estill*	_____	7	Mercer*	_____	4	Massachusetts		
Fayette*	_____	14	Nelson*	_____	1	<i>Breakdown by County</i>		
Fleming*	_____	2	Ohio *	_____	1	Franklin	_____	1
Floyd*	_____	2	Oldham*	_____	2	Hampshire	_____	1
Franklin*	_____	1	Owsley*	_____	1	Total	_____	2
Gallatin*	_____	1	Pendleton*	_____	1	Maine		
Garrard*	_____	1	Perry*	_____	1	<i>Breakdown by County</i>		
Grant*	_____	1	Pike*	_____	4	Cumberland	_____	1
Grayson*	_____	1	Powell*	_____	3	Michigan		
Hancock*	_____	1	Pulaski*	_____	3	<i>Breakdown by County</i>		
Harlan*	_____	6	Rockcastle*	_____	4	Clinton	_____	1
Harrison*	_____	4	Shelby *	_____	1	Genesee	_____	1
Henry*	_____	2	Spencer*	_____	2	Lapeer	_____	1
Jackson*	_____	2	Taylor*	_____	1	Mackinac	_____	1
Jefferson*	_____	15	Trigg*	_____	1	Madison	_____	1
Jessamine*	_____	4	Trimble*	_____	2	Wayne	_____	2
Kenton*	_____	5	Union*	_____	1	Total	_____	7
Knott*	_____	1	Warren*	_____	4	Nevada		
Knox*	_____	3	Washington*	_____	1	<i>Breakdown by County</i>		
Laurel*	_____	4	Webster*	_____	1	Clark	_____	1
Lewis*	_____	1	Whitley*	_____	2	New Jersey		
Lincoln*	_____	2	Woodford*	_____	3	<i>Breakdown by County</i>		
Logan*	_____	1	Total	_____	189	Hudson	_____	1
Madison*	_____	10						
Marshall*	_____	2						

2010 First-Year Students (429)

State/County and U.S. Territory Breakdown (N = 404)

Vermont
Breakdown by County

Caledonia	_____	1
Orleans	_____	1
Total	_____	2

Wisconsin
Breakdown by County

Dane	_____	1
Walworth	_____	2
Total	_____	3

Virginia
Breakdown by County

Bedford*	_____	1
Bedford City	_____	1
Bland*	_____	1
Grayson*	_____	1
Lee*	_____	1
Madison	_____	2
Montgomery*	_____	1
Patrick*	_____	1
Pulaski*	_____	1
Roanoke City	_____	1
Rockbridge*	_____	1
Russell*	_____	1
Scott*	_____	2
Warren*	_____	1
Washington*	_____	1
Wise*	_____	1
Wythe*	_____	1
Total	_____	19

West Virginia
Breakdown by County

Berkeley	_____	1
Calhoun*	_____	2
Fayette*	_____	1
Hampshire*	_____	1
Kanawha*	_____	2
Mason*	_____	1
Pleasants*	_____	1
Pocahontas*	_____	1
Wayne*	_____	1
Total	_____	11

Washington
Breakdown by County

Jefferson	_____	1
-----------	-------	---

*Denotes In-Territory county.

2010 Transfer Students (77)

State/County Breakdown (N = 77)

Alabama			Illinois			Kentucky, continued		
<i>Breakdown by County</i>			<i>Breakdown by County</i>			<i>Breakdown by County</i>		
Limestone*	_____	1	Cook	_____	1	Pulaski*	_____	4
Washington	_____	1	Edwards	_____	1	Rockcastle*	_____	1
Total	_____	2	Will	_____	1	Scott*	_____	1
			Total					
			_____			3		
Arizona			Indiana			Total		
<i>Breakdown by County</i>			<i>Breakdown by County</i>			<i>Breakdown by County</i>		
Maricopa	_____	1	Clay	_____	1	Union*	_____	1
			Hamilton	_____	1	Woodford*	_____	1
			Jefferson	_____	1	Total	_____	29
			Johnson	_____	1			
California			Total					
<i>Breakdown by County</i>			<i>Breakdown by County</i>					
Humboldt	_____	1	Jefferson	_____	1	Maryland		
San Diego	_____	1	Johnson	_____	1	<i>Breakdown by County</i>		
Total	_____	2	Total	_____	4	Frederick	_____	1
						Missouri		
						<i>Breakdown by County</i>		
Connecticut			Kentucky			Newton		
<i>Breakdown by County</i>			<i>Breakdown by County</i>			_____		
Fairfield	_____	1	Anderson*	_____	1	Nevada		
			Boyd*	_____	1	<i>Breakdown by County</i>		
			Bracken*	_____	1	Lyon	_____	1
Florida			Fayette*	_____	2	New Jersey		
<i>Breakdown by County</i>			Floyd*	_____	1	<i>Breakdown by County</i>		
Lee	_____	1	Franklin*	_____	1	Salem	_____	1
Leon	_____	1	Gallatin*	_____	1	New York		
Total	_____	2	Hardin*	_____	2	<i>Breakdown by County</i>		
			Harlan*	_____	2	Onondaga	_____	1
Georgia			Jefferson*	_____	1	Yates	_____	1
<i>Breakdown by County</i>			Jessamine*	_____	1	Total	_____	2
Fulton	_____	1	Kenton*	_____	1			
Muscogee	_____	1	Knott*	_____	1			
Rabun*	_____	1	Madison*	_____	3			
Total	_____	3	Meade*	_____	1			
			Owen*	_____	1			

2010 Transfer Students (77)

State/County Breakdown (N = 77)

North Carolina

Breakdown by County

Buncombe*	_____	1
Burke*	_____	1
Guilford	_____	1
Haywood*	_____	2
Total	_____	5

Tennessee

Breakdown by County

Davidson	_____	2
Franklin	_____	1
McMinn*	_____	1
Trousdale	_____	1
Total	_____	5

Virginia

Breakdown by County

Botetourt*	_____	1
Giles*	_____	1
Lynchburg City	_____	1
Richmond City	_____	1
Rockingham*	_____	1
Total	_____	5

Ohio

Breakdown by County

Clermont*	_____	1
Hamilton*	_____	1
Lawrence*	_____	1
Williams	_____	1
Total	_____	4

Texas

Breakdown by County

Brazoria	_____	1
Gregg	_____	1
Total	_____	2

Washington

Breakdown by County

King	_____	1
------	-------	---

West Virginia

Breakdown by County

Tucker*	_____	1
---------	-------	---

Pennsylvania

Breakdown by County

Montgomery	_____	1
------------	-------	---

Fall 2010 Geographical Data: Students Enrolled from the United States and its Territories

	Name		Territory	State	County
1376	Martin	William	In-Territory	VA	Warren
1377	Horn	Kyle	In-Territory	VA	Washington
1378	McGlothlin	Justin	In-Territory	VA	Washington
1379	Owens	Danielle	In-Territory	VA	Washington
1380	Gray	Casey	In-Territory	VA	Wise
1381	Page	Casey	In-Territory	VA	Wise
1382	Swiney	Donald	In-Territory	VA	Wise
1383	Chan	Paul	In-Territory	VA	Wythe
1384	Gleaves	Samuel	In-Territory	VA	Wythe
1385	Darling	John	Out-of-Territory	VT	Caledonia
1386	Darling	Mason	Out-of-Territory	VT	Caledonia
1387	Korban	Micah	Out-of-Territory	VT	Orleans
1388	Callan	Brendan	Out-of-Territory	VT	Washington
1389	Metcalfe	Hope	Out-of-Territory	VT	Washington
1390	Collins	Julia	Out-of-Territory	VT	Windsor
1391	Harding-Nordstrom	Melanya	Out-of-Territory	WA	Jefferson
1392	Gilley	Rebekah	Out-of-Territory	WA	King
1393	Kaiser	LeAnna	Out-of-Territory	WA	Lewis
1394	Leeper	Dean	Out-of-Territory	WI	Dane
1395	Holz	Marah	Out-of-Territory	WI	Eau Claire
1396	Sterle	Callie	Out-of-Territory	WI	Walworth
1397	Stukenberg	Anna	Out-of-Territory	WI	Walworth
1398	Stukenberg	Josiah	Out-of-Territory	WI	Walworth
1399	Lutton	Thea	Out-of-Territory	WV	Berkeley
1400	Weaver	Raven	Out-of-Territory	WV	Brooke
1401	Kerby	Quentin	In-Territory	WV	Calhoun
1402	Pinson	Nekka	In-Territory	WV	Calhoun
1403	Borsman	Steven	In-Territory	WV	Fayette
1404	Flanders	Ashley	In-Territory	WV	Fayette
1405	Martin	Justin	In-Territory	WV	Fayette
1406	Wilson	Bethany	In-Territory	WV	Fayette
1407	Bennett	JoAnna	In-Territory	WV	Greenbrier
1408	Murtadha	Ismail	In-Territory	WV	Hampshire
1409	Danishanko	Rebecca	In-Territory	WV	Jackson
1410	Dillon	Jason	In-Territory	WV	Kanawha
1411	Erb	Valerie	In-Territory	WV	Kanawha
1412	Fowler	Rachelle	In-Territory	WV	Kanawha
1413	Higginbotham	Jessica	In-Territory	WV	Kanawha
1414	Shuler	Parker	In-Territory	WV	Kanawha
1415	Terry	Janelle	In-Territory	WV	Kanawha
1416	Garcia	Jack	In-Territory	WV	Logan
1417	Abel	David	In-Territory	WV	Marion
1418	McCoy	Christopher	In-Territory	WV	Mason
1419	Mollett	Jacqueline	In-Territory	WV	Mingo
1420	Dolan	Julianna	In-Territory	WV	Monroe
1421	Evans	Tara	In-Territory	WV	Monroe
1422	Vance	Shannon	In-Territory	WV	Monroe
1423	Baker	Molly	In-Territory	WV	Nicholas

Fall 2010 Geographical Data: Students Enrolled from the United States and its Territories

Name			Territory	State	County
1424	White	Anthony	In-Territory	WV	Nicholas
1425	Bills	Katherine	In-Territory	WV	Pleasants
1426	Malone	Peggy	In-Territory	WV	Pleasants
1427	O'Neal	Sara	In-Territory	WV	Pleasants
1428	Hudson	Nathan	In-Territory	WV	Pocahontas
1429	White	Ashley	In-Territory	WV	Preston
1430	Burt	Melanie	In-Territory	WV	Putnam
1431	Childress	Nicole	In-Territory	WV	Putnam
1432	Bailey	Adam	In-Territory	WV	Raleigh
1433	Reuschel	Hope	In-Territory	WV	Raleigh
1434	Todd	Pamela	In-Territory	WV	Raleigh
1435	Smith	Morgan	In-Territory	WV	Roane
1436	Wilkins	Amanda	In-Territory	WV	Summers
1437	Warner	Julianna	In-Territory	WV	Tucker
1438	Warner	Lucas	In-Territory	WV	Tucker
1439	Cavins	Danielle	In-Territory	WV	Wayne
1440	Music	Jessica	In-Territory	WV	Wayne