

# Berea College



## 2011 Geographical Report

Office of Institutional Research and  
Assessment

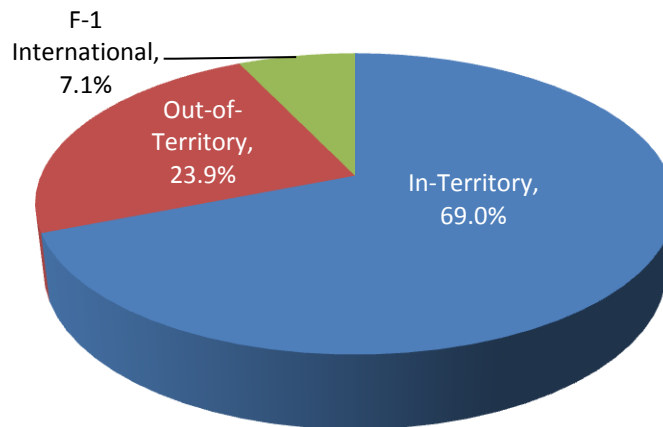
This report can also be found online at: [www.berea.edu/ira/georeports.asp](http://www.berea.edu/ira/georeports.asp)

## FALL 2011 DEGREE-SEEKING STUDENT ENROLLMENT GEOGRAPHIC DISTRIBUTION BY TERRITORY

<b>Total Headcount Enrollment</b>	<b>1,661</b>
Degree-Seeking Students	(1,613)
Non-Degree-Seeking Students	(48)

### Degree-Seeking Students by Territory Designation at Entry:

In-Territory	Out-of-Territory	F-1 International	Total
1,113 (69.0%)	386 (23.9%)	114 (7.1%)	1,613 (100%)



NOTE: The category "F-1 International" does not include all students who come to the College from other countries or with substantial international experience. For example, "permanent residents" who may be asylees or refugees are counted as "In-Territory" or "Out-of-Territory" rather than "F-1 International" depending on residence at the time of application. These students are eligible for federal financial aid that F-1 International students cannot legally receive. In Fall 2011, thirty (30) Berea College students were designated as "permanent residents." Also, there are 6 F-1 International students enrolled as exchange students (non-degree-seeking) this fall.

### Non-Degree-Seeking Students by Category:

Berea Community School	21
Community (Special)	18
EKU Exchange	0
Employee	2
Madison Southern High School	1
Post-Graduate	0
Transient/Exchange	6
Subtotal	48

## TOTAL STATES, TERRITORIES, AND COUNTRIES REPRESENTED FALL 2011 DEGREE-SEEKING ENROLLMENT

- 45 different states
- 1 U.S. Territory (Guam)
- Armed Forces-Pacific
- 58 countries other than the U.S.

### DEFINITIONS OF TERRITORY CATEGORIES

Berea College students are characterized at term of entry by one of three "geographical" categories. They are:

- *In-Territory:* Students who come from much of the Appalachian region and all of Kentucky within the white area in the map below. In-Territory also includes permanent residents (a non-citizen who has formally established residency in the U.S.) and refugees who reside in the territory.
- *Out-of-Territory:* Students who come from outside the In-Territory area, including U.S. Citizens living in foreign countries. Out-of-Territory also includes permanent residents (a non-citizen who has formally established residency in the U.S.) and refugees who reside out of the territory.
- *F-1 International:* Students who are not U.S. Citizens, permanent residents, or refugees.



All Students

### 2011 FALL ENROLLMENT BY CONTINENT



NOTE: The country of origin is based on application data, but does not necessarily reflect nationality or ethnicity.

## CONTINENT/COUNTRY BREAKDOWN

<b>Africa</b> <i>Breakdown by Country</i>	<b>Asia, continued</b> <i>Breakdown by Country</i>	<b>North America</b> <i>Breakdown by Country</i>
Botswana _____ 1	Iraq _____ 4	Dominica _____ 1
Burkina Faso _____ 2	Japan _____ 2	Guatemala _____ 1
Cameroon _____ 4	Korea _____ 2	Haiti _____ 2
Dem. Rep. of the Congo _____ 3	Kyrgyzstan _____ 1	Jamaica _____ 1
Eritrea _____ 2	Malaysia _____ 1	Mexico _____ 1
Ethiopia _____ 2	Mongolia _____ 1	United States _____ 1,492
Ghana _____ 2	Pakistan _____ 3	<b>Total</b> _____ <b>1,498</b>
Kenya _____ 5	Russia _____ 1	
Liberia _____ 1	Sri Lanka _____ 1	<b>South America</b> <i>Breakdown by Country</i>
Malawi _____ 2	Taiwan _____ 1	Bolivia _____ 1
Morocco _____ 2	Tibet, The Former _____ 5	Brazil _____ 3
Nigeria _____ 6	Turkmenistan _____ 3	Colombia _____ 3
Rwanda _____ 3	Uzbekistan _____ 3	Ecuador _____ 1
Sudan _____ 1	Vietnam _____ 3	Peru _____ 1
Tanzania _____ 1	Yemen _____ 3	<b>Total</b> _____ <b>9</b>
Uganda _____ 1	<b>Total</b> _____ <b>52</b>	
Zambia _____ 1		<b>Grand Total</b> _____ <b>1,613</b>
Zimbabwe _____ 5	<b>Europe</b> <i>Breakdown by Country</i>	
<b>Total</b> _____ <b>44</b>	Albania _____ 1	
	Azerbaijan _____ 1	
<b>Asia</b> <i>Breakdown by Country</i>	Georgia _____ 3	
Afghanistan _____ 3	Kosovo _____ 1	
Bangladesh _____ 2	Montenegro _____ 1	
Burma _____ 6	Romania _____ 1	
China _____ 2	Slovak Republic _____ 1	
India _____ 3	United Kingdom _____ 1	
Indonesia _____ 1	<b>Total</b> _____ <b>10</b>	
Iran _____ 1		

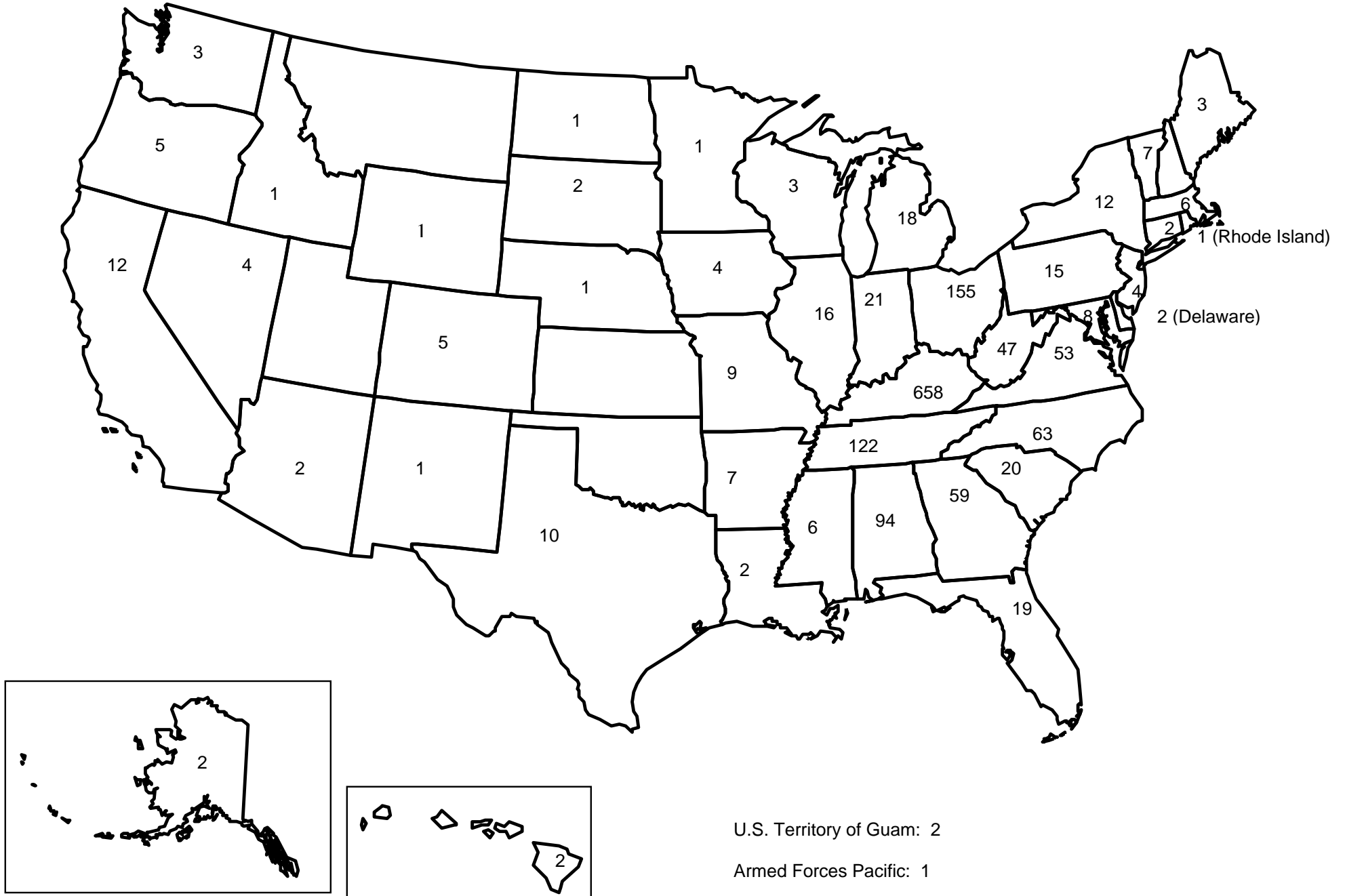
Note: The country of origin is based on application data, but does not necessarily reflect nationality or ethnicity.

**NUMBER OF STUDENTS ENROLLED FROM  
OUTSIDE THE UNITED STATES (58 COUNTRIES) AND U.S. TERRITORIES**

Country	Out of Territory	F-1 International	Total
Afghanistan	0	3	3
Albania	0	1	1
Azerbaijan	0	1	1
Bangladesh	0	2	2
Bolivia	0	1	1
Botswana	0	1	1
Brazil	0	3	3
Burkina Faso	0	2	2
Burma	0	6	6
Cameroon	0	4	4
China	0	2	2
Colombia	0	3	3
Democratic Republic of the Congo	2	1	3
Dominica	0	1	1
Ecuador	0	1	1
Eritrea	0	2	2
Ethiopia	0	2	2
Georgia	0	3	3
Ghana	0	2	2
Guatemala	1	0	1
Haiti	0	2	2
India	0	3	3
Indonesia	1	0	1
Iran	0	1	1
Iraq	0	4	4
Jamaica	0	1	1
Japan	1	1	2
Kenya	0	5	5
Korea	0	2	2

Country	Out of Territory	F-1 International	Total
Kosovo	0	1	1
Kyrgyzstan	0	1	1
Liberia	0	1	1
Malawi	0	2	2
Malaysia	0	1	1
Mexico	1	0	1
Mongolia	0	1	1
Montenegro	0	1	1
Morocco	0	2	2
Nigeria	0	6	6
Pakistan	0	3	3
Peru	0	1	1
Romania	0	1	1
Russia	0	1	1
Rwanda	0	3	3
Slovak Republic	0	1	1
Sri Lanka	0	1	1
Sudan	0	1	1
Taiwan	0	1	1
Tanzania	0	1	1
Tibet, The Former	0	5	5
Turkmenistan	1	2	3
Uganda	0	1	1
United Kingdom	0	1	1
Uzbekistan	0	3	3
Vietnam	0	3	3
Yemen	0	3	3
Zambia	0	1	1
Zimbabwe	0	5	5
<b>TOTAL</b>	7	114	121

# 2011 FALL ENROLLMENT FROM THE UNITED STATES





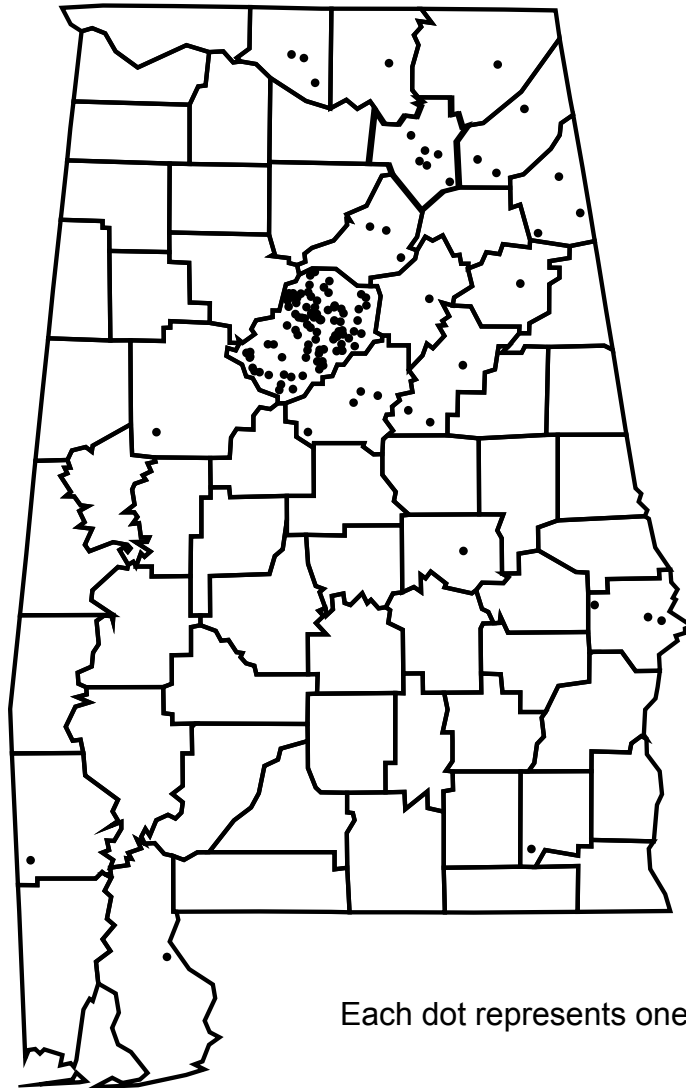
**NUMBER OF STUDENTS ENROLLED FROM  
THE UNITED STATES (45 STATES), U.S. TERRITORY (1 TERRITORY), AND THE ARMED FORCES**

State	In Territory*	Out of Territory*	Total
Alabama	87	7	94
Alaska	0	2	2
Arkansas	0	7	7
Arizona	0	2	2
Armed Forces Pacific	0	1	1
California	0	12	12
Colorado	0	5	5
Connecticut	0	2	2
Delaware	0	2	2
Florida	0	19	19
Georgia	16	43	59
Guam (U.S. Territory)	0	2	2
Hawaii	0	2	2
Idaho	0	1	1
Illinois	0	16	16
Indiana	0	21	21
Iowa	0	4	4
Kentucky	658	0	658
Louisiana	0	2	2
Maine	0	3	3
Maryland	0	8	8
Massachusetts	0	6	6
Michigan	0	18	18
Minnesota	0	1	1

State	In Territory*	Out of Territory*	Total
Mississippi	0	6	6
Missouri	0	9	9
Nebraska	0	1	1
Nevada	0	4	4
New Jersey	0	4	4
New Mexico	0	1	1
New York	0	12	12
North Carolina	43	20	63
North Dakota	0	1	1
Ohio	103	52	155
Oregon	0	5	5
Pennsylvania	0	15	15
Rhode Island	0	1	1
South Carolina	16	4	20
South Dakota	0	2	2
Tennessee	99	23	122
Texas	0	10	10
Vermont	0	7	7
Virginia	46	7	53
Washington	0	3	3
West Virginia	45	2	47
Wisconsin	0	3	3
Wyoming	0	1	1
<b>TOTAL</b>	<b>1,113</b>	<b>379</b>	<b>1,492</b>

\*Includes permanent residents (a non-citizen who has formerly established residency in the U.S.) and refugees.

## ALABAMA

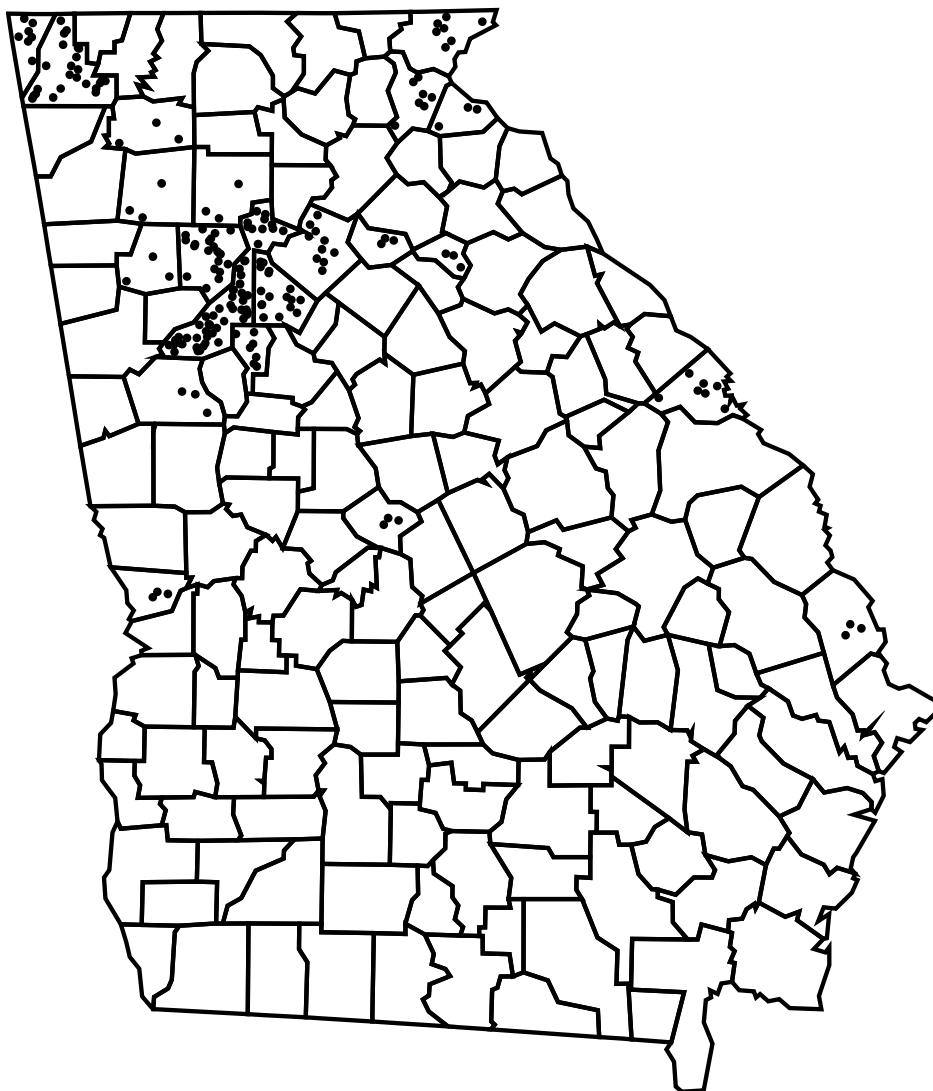


Each dot represents one student.

Baldwin	_____	1	Jackson*	_____	1	Shelby*	_____	3
Blount*	_____	2	Jefferson*	_____	66	Talladega*	_____	2
Calhoun*	_____	1	Limestone*	_____	2	Tuscaloosa	_____	1
Cherokee*	_____	2	Madison*	_____	1	Washington	_____	1
Dale	_____	1	Marshall*	_____	4			
Dekalb*	_____	2	Russell	_____	2			
Elmore	_____	1	Saint Clair*	_____	1	<b>Total</b>	_____	<b>94</b>

\*Denotes In-Territory county.

# GEORGIA



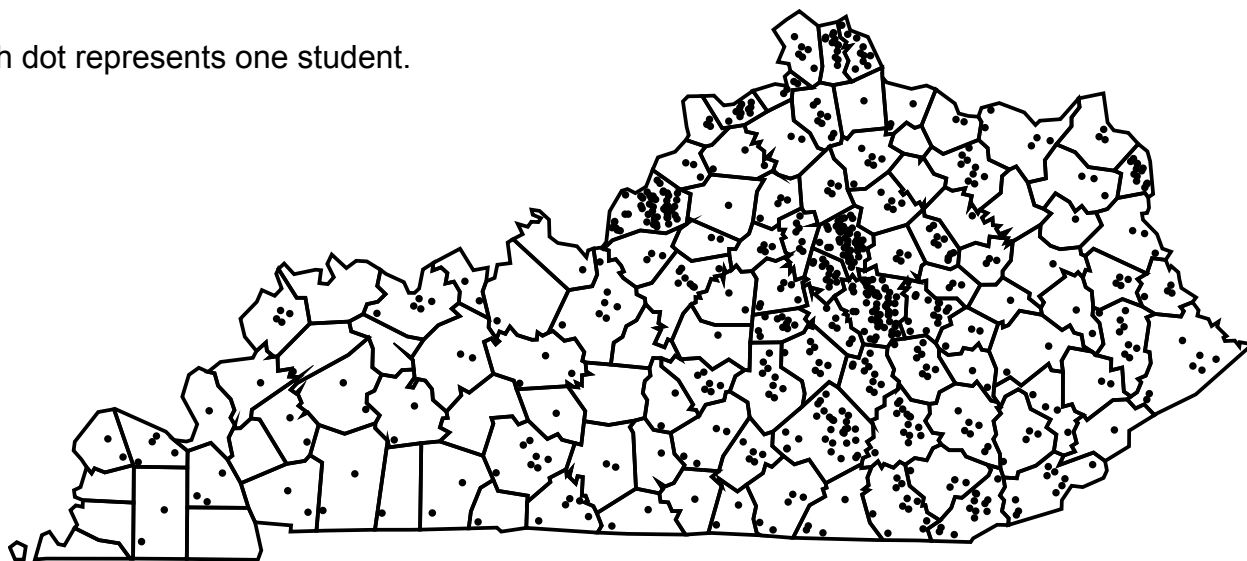
Each dot represents one student.

Barrow	_____	1	Dade*	_____	2	Paulding	_____	1
Bartow*	_____	1	De Kalb	_____	5	Rabun*	_____	2
Bibb	_____	1	Effingham	_____	1	Richmond	_____	2
Cherokee*	_____	1	Fulton	_____	17	Stephens	_____	1
Clarke	_____	1	Gordon*	_____	1	Walker*	_____	7
Clayton	_____	2	Gwinnett	_____	3			
Cobb	_____	6	Habersham*	_____	2			
Coweta	_____	1	Muscogee	_____	1	<b>TOTAL</b>	_____	<b>59</b>

\*Denotes In-Territory county.

# KENTUCKY

Each dot represents one student.



Adair*	_____	4	Casey*	_____	9	Grayson*	_____	3
Allen*	_____	5	Christian*	_____	2	Green*	_____	2
Anderson*	_____	4	Clark*	_____	4	Greenup*	_____	3
Ballard*	_____	2	Clay*	_____	7	Hancock*	_____	2
Barren*	_____	2	Clinton*	_____	2	Hardin*	_____	7
Bath*	_____	1	Crittenden*	_____	1	Harlan*	_____	10
Bell*	_____	13	Cumberland*	_____	1	Harrison*	_____	6
Boone*	_____	6	Daviess*	_____	5	Henry*	_____	3
Bourbon*	_____	5	Edmonson*	_____	1	Hopkins*	_____	2
Boyd*	_____	13	Elliott*	_____	1	Jackson*	_____	9
Boyle*	_____	10	Estill*	_____	14	Jefferson*	_____	53
Bracken*	_____	3	Fayette*	_____	52	Jessamine*	_____	14
Breathitt*	_____	2	Fleming*	_____	9	Johnson*	_____	4
Breckinridge*	_____	1	Floyd*	_____	9	Kenton*	_____	12
Bullitt*	_____	3	Franklin*	_____	4	Knott*	_____	2
Caldwell*	_____	2	Gallatin*	_____	4	Knox*	_____	4
Campbell*	_____	10	Garrard*	_____	6	Laurel*	_____	14
Carroll*	_____	10	Grant*	_____	8	Lawrence*	_____	3
Carter*	_____	3	Graves*	_____	2	Lee*	_____	3

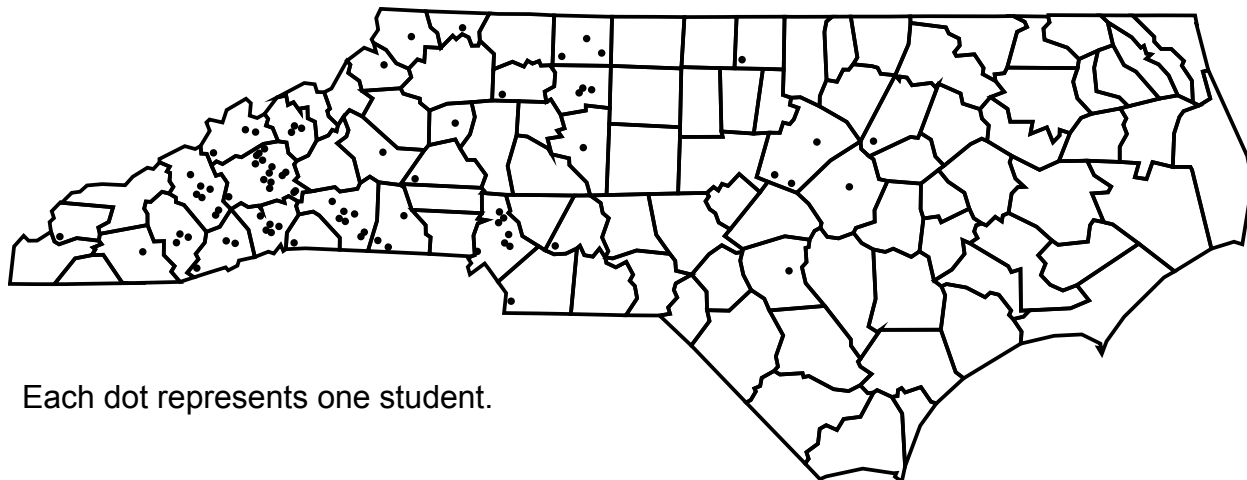
\*Denotes In-Territory county.

## KENTUCKY

Leslie*	_____	4	Metcalfe*	_____	1	Scott*	_____	4
Letcher*	_____	1	Monroe*	_____	2	Shelby*	_____	1
Lewis*	_____	5	Montgomery*	_____	10	Simpson*	_____	1
Lincoln*	_____	8	Morgan*	_____	1	Spencer*	_____	2
Livingston*	_____	1	Muhlenberg*	_____	2	Taylor*	_____	6
Logan*	_____	2	Nelson*	_____	8	Todd*	_____	1
Madison*	_____	60	Ohio*	_____	2	Trigg*	_____	2
Magoffin*	_____	2	Oldham*	_____	3	Trimble*	_____	3
Marion*	_____	1	Owen*	_____	2	Union*	_____	4
Marshall*	_____	3	Owsley*	_____	2	Warren*	_____	7
Martin*	_____	4	Pendleton*	_____	1	Washington*	_____	2
Mason*	_____	2	Perry*	_____	4	Wayne*	_____	5
McCracken*	_____	4	Pike*	_____	7	Webster*	_____	1
McCreary*	_____	4	Powell*	_____	3	Whitley*	_____	11
Meade*	_____	1	Pulaski*	_____	29	Wolfe*	_____	1
Menifee*	_____	3	Rockcastle*	_____	11	Woodford*	_____	7
Mercer*	_____	6	Russell*	_____	5	<b>TOTAL</b>	_____	<b>658</b>

\*Denotes In-Territory county.

## NORTH CAROLINA

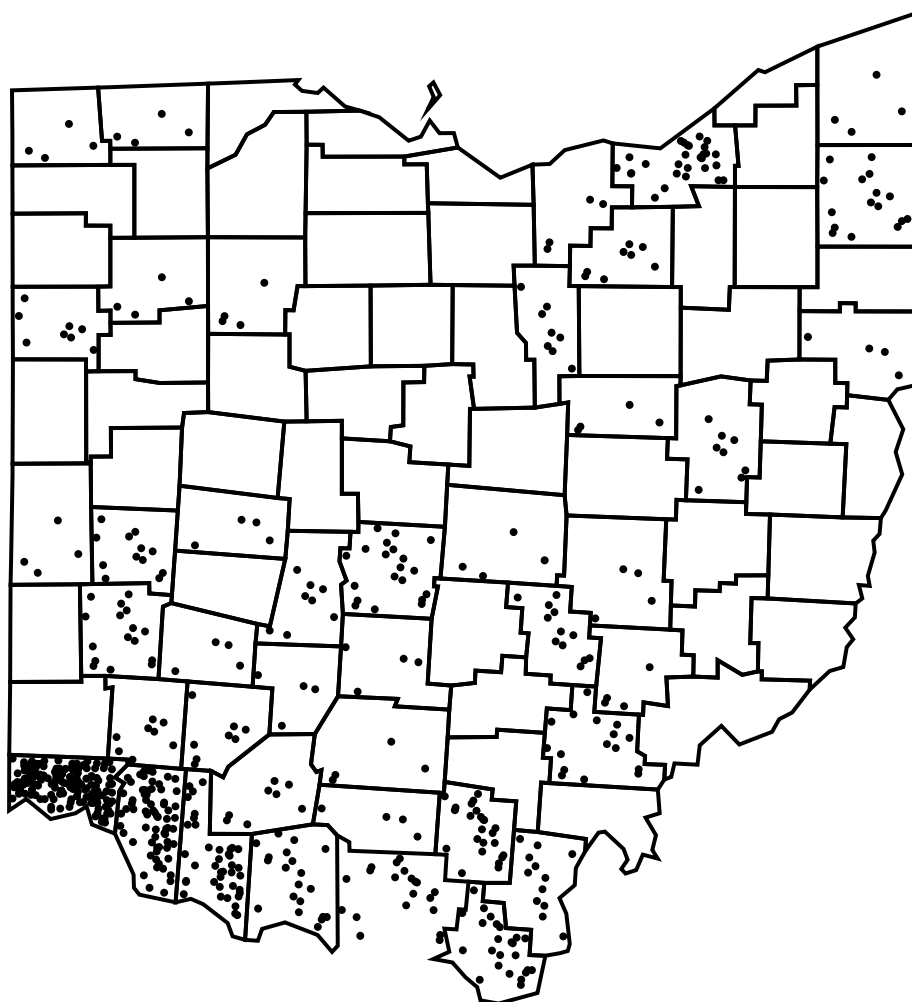


Each dot represents one student.

Alexander*	_____	1	Graham*	_____	1	Polk*	_____	1
Alleghany*	_____	1	Haywood*	_____	5	Rutherford*	_____	5
Ashe*	_____	1	Henderson*	_____	4	Stanly	_____	1
Buncombe*	_____	11	Jackson*	_____	2	Stokes*	_____	2
Burke*	_____	1	Johnston	_____	1	Transylvania*	_____	2
Catawba	_____	1	Macon*	_____	1	Union	_____	1
Cleveland	_____	2	Madison*	_____	2	Wake	_____	2
Cumberland	_____	1	Mecklenburg	_____	5	Watauga*	_____	1
Davidson	_____	1	Nash	_____	1	Yadkin	_____	1
Forsyth	_____	2	Person	_____	1	Yancey*	_____	2
						<b>TOTAL</b>	_____	<b>63</b>

\*Denotes In-Territory county.

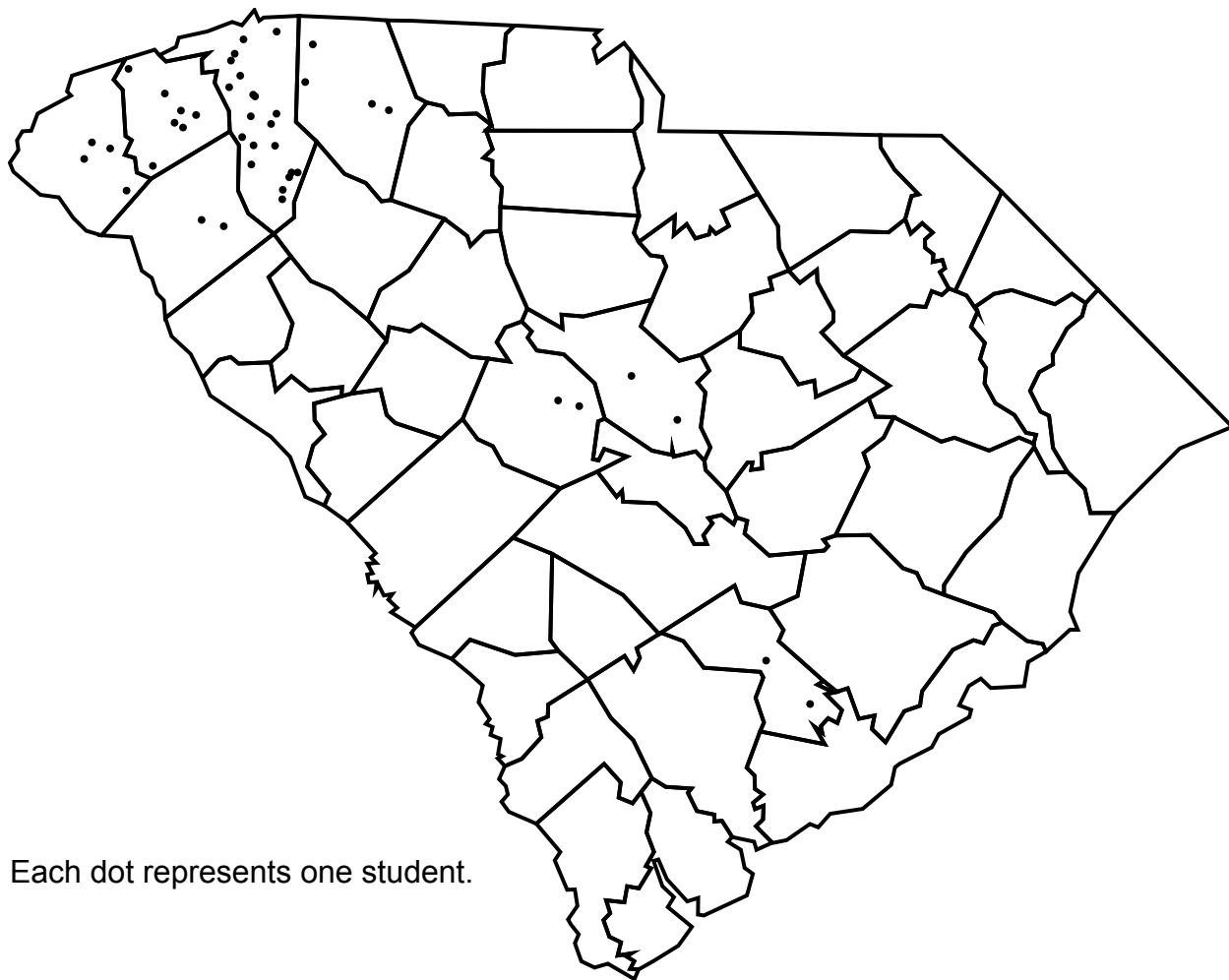
## OHIO



Adams*	_____	5	Gallia*	_____	3	Morgan*	_____	1
Ashland	_____	2	Greene	_____	1	Muskingum	_____	1
Ashtabula	_____	1	Hamilton*	_____	39	Perry*	_____	3
Athens*	_____	4	Hancock	_____	1	Pickaway	_____	1
Brown*	_____	10	Highland*	_____	2	Pike*	_____	1
Champaign	_____	1	Holmes	_____	1	Putnam	_____	1
Clermont*	_____	17	Jackson*	_____	6	Ross*	_____	1
Clinton	_____	2	Lawrence*	_____	6	Scioto*	_____	5
Columbiana	_____	1	Licking	_____	1	Trumbull	_____	4
Cuyahoga	_____	7	Lorain	_____	1	Tuscarawas	_____	2
Darke	_____	1	Madison	_____	2	Van Wert	_____	2
Fayette	_____	1	Medina	_____	2	Warren	_____	2
Franklin	_____	5	Miami	_____	3	Williams	_____	1
Fulton	_____	1	Montgomery	_____	4	<b>TOTAL</b>	_____	<b>155</b>

\*Denotes In-Territory county

# SOUTH CAROLINA



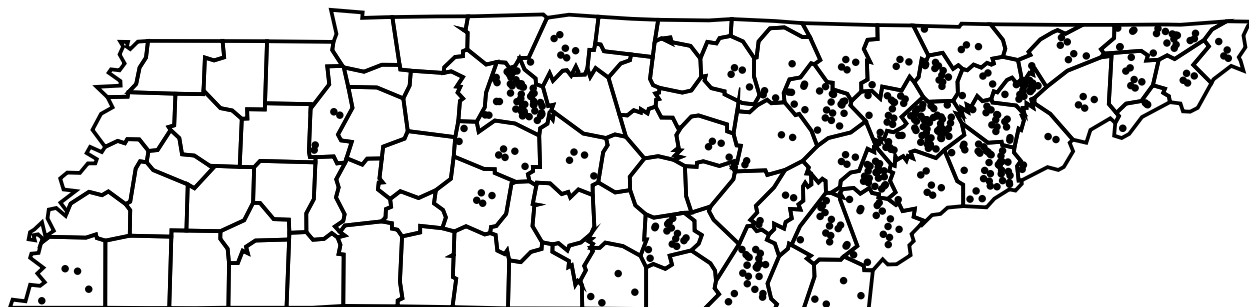
Each dot represents one student.

Anderson	_____	1	Lexington	_____	1	Richland	_____	1
Dorchester	_____	1	Oconee*	_____	2	Spartanburg*	_____	2
Greenville*	_____	9	Pickens*	_____	3	<b>TOTAL</b>	_____	<b>20</b>

\*Denotes In-Territory county.



# TENNESSEE



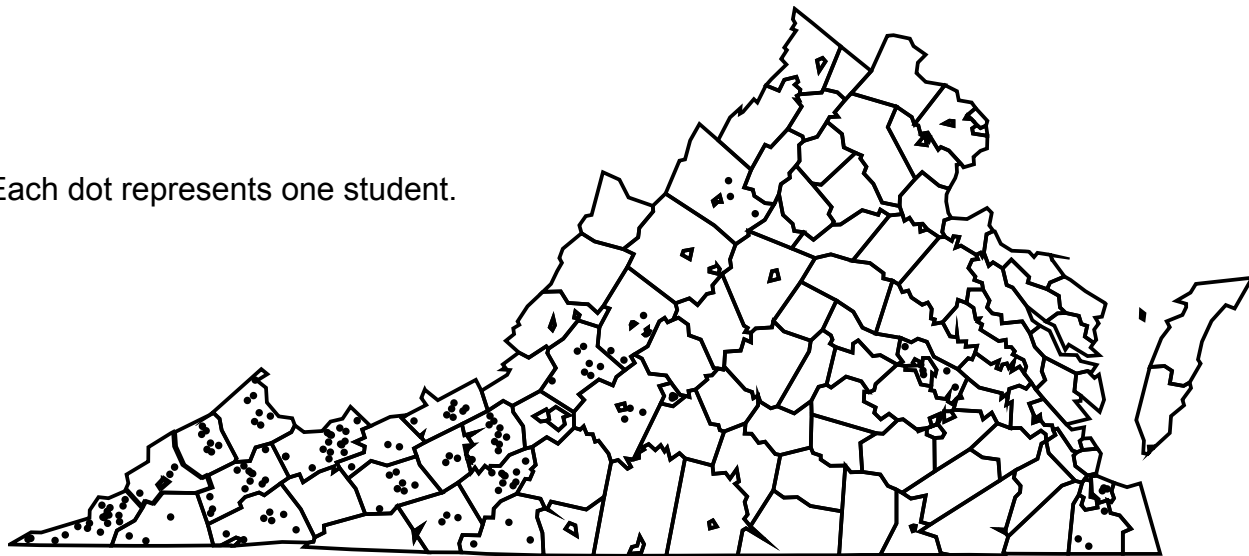
Each dot represents one student.

Anderson*	_____	4	Hamblen*	_____	5	Roane*	_____	1
Benton	_____	1	Hamilton*	_____	6	Rutherford	_____	1
Blount*	_____	2	Hawkins*	_____	2	Scott*	_____	1
Campbell*	_____	1	Jefferson*	_____	4	Sevier*	_____	10
Carter*	_____	1	Johnson*	_____	1	Shelby	_____	1
Claiborne*	_____	1	Knox*	_____	16	Sullivan*	_____	5
Cocke*	_____	1	Loudon*	_____	6	Sumner	_____	2
Cumberland*	_____	1	Maury	_____	1	Unicoi*	_____	1
Davidson	_____	14	McMinn*	_____	4	Union*	_____	3
Fentress*	_____	1	Monroe*	_____	4	Washington*	_____	2
Franklin	_____	1	Morgan*	_____	6	White*	_____	1
Grainger*	_____	1	Overton*	_____	1	Williamson	_____	2
Greene*	_____	1	Polk*	_____	1			
Grundy*	_____	4	Rhea*	_____	1	<b>TOTAL</b>	_____	<b>122</b>

\*Denotes In-Territory county.

## VIRGINIA

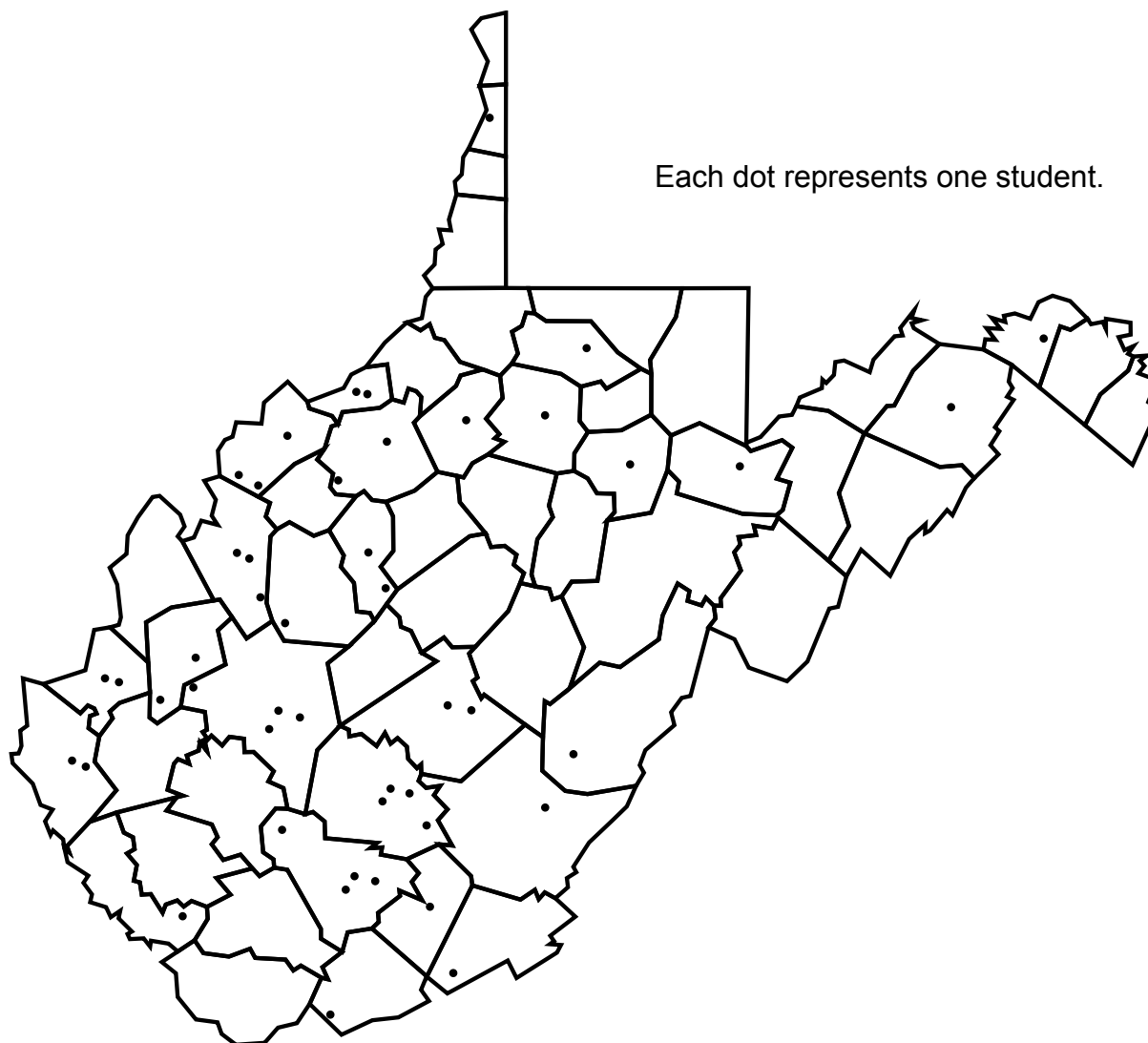
Each dot represents one student.



Bedford*	_____	1	Floyd*	_____	3	Rockbridge*	_____	1
Bedford City*	_____	1	Giles*	_____	2	Rockingham*	_____	1
Bland*	_____	1	Henrico	_____	1	Russell*	_____	4
Botetourt*	_____	2	Lee*	_____	6	Scott*	_____	1
Buchanan*	_____	2	Lynchburg City	_____	1	Staunton City*	_____	1
Carroll*	_____	1	Montgomery*	_____	3	Tazewell*	_____	5
Chesapeake City	_____	1	Norfolk City	_____	1	Warren*	_____	1
Covington City*	_____	1	Patrick*	_____	1	Washington*	_____	2
Dickenson*	_____	2	Pulaski*	_____	1	Wise*	_____	1
Fairfax	_____	2	Richmond City	_____	1	Wythe*	_____	2
						<b>TOTAL</b>	_____	<b>53</b>

\*Denotes In-Territory county.

## WEST VIRGINIA



Barbour*	_____	1	Kanawha*	_____	4	Raleigh*	_____	4
Brooke	_____	1	Marion*	_____	1	Ritchie*	_____	2
Cabell*	_____	2	Mercer*	_____	1	Roane*	_____	1
Calhoun*	_____	2	Mingo*	_____	1	Summers*	_____	1
Doddridge*	_____	1	Monroe*	_____	1	Tucker*	_____	1
Fayette*	_____	4	Morgan	_____	1	Wayne*	_____	2
Greenbrier*	_____	1	Nicholas*	_____	2	Wood*	_____	3
Hampshire*	_____	1	Pleasants*	_____	2			
Harrison*	_____	1	Pocahontas*	_____	1			
Jackson*	_____	3	Putnam*	_____	2	<b>TOTAL</b>	_____	<b>47</b>

\*Denotes In-Territory county.

### STATE/COUNTY BREAKDOWN: U.S. TERRITORY AND OUT-OF-TERRITORY STATES

<p style="text-align: center;"><b>Alaska</b> Breakdown by County</p>			<p style="text-align: center;"><b>Colorado</b> Breakdown by County</p>			<p style="text-align: center;"><b>Hawaii</b> Breakdown by County</p>		
Anchorage	_____	1	El Paso	_____	1	Honolulu	_____	1
Fairbanks North Star	_____	1	Jefferson	_____	1	Maui	_____	1
Total	_____	2	Larimer	_____	3	Total	_____	2
			Total	_____	5			
<p style="text-align: center;"><b>Arkansas</b> Breakdown by County</p>			<p style="text-align: center;"><b>Connecticut</b> Breakdown by County</p>			<p style="text-align: center;"><b>Idaho</b> Breakdown by County</p>		
Ashley	_____	1	Fairfield	_____	2	Ada	_____	1
Benton	_____	1						
Boone	_____	2						
Madison	_____	1	<p style="text-align: center;"><b>Delaware</b> Breakdown by County</p>			Clark	_____	1
Pope	_____	1	Kent	_____	1	Cook	_____	5
Pulaski	_____	1	New Castle	_____	1	Du Page	_____	1
Total	_____	7	Total	_____	2	Edwards	_____	1
						Henry	_____	1
<p style="text-align: center;"><b>Arizona</b> Breakdown by County</p>			<p style="text-align: center;"><b>Florida</b> Breakdown by County</p>			Kane	_____	3
Maricopa	_____	2	Broward	_____	2	White	_____	1
			Collier	_____	1	Will	_____	2
<p style="text-align: center;"><b>Armed Forces Pacific</b> Breakdown by County</p>			Columbia	_____	1	Winnebago	_____	1
Armed Forces Pacific	_____	1	Dade	_____	1	Total	_____	16
			Hillsborough	_____	2			
<p style="text-align: center;"><b>California</b> Breakdown by County</p>			Indian River	_____	1	<p style="text-align: center;"><b>Indiana</b> Breakdown by County</p>		
Butte	_____	1	Lee	_____	2	Allen	_____	1
Contra Costa	_____	1	Leon	_____	1	Boone	_____	2
Humboldt	_____	1	Levy	_____	2	Clay	_____	1
Kern	_____	1	Marion	_____	1	Elkhart	_____	1
Los Angeles	_____	1	Orange	_____	1	Fayette	_____	1
Monterey	_____	1	Osceola	_____	1	Hamilton	_____	3
Nevada	_____	1	Palm Beach	_____	1	Harrison	_____	1
Placer	_____	1	Volusia	_____	2	Hendricks	_____	1
Sacramento	_____	1	Total	_____	19	Jay	_____	1
San Diego	_____	1	<p style="text-align: center;"><b>Guam (U.S. Territory)</b> Breakdown by County</p>			Jefferson	_____	1
San Mateo	_____	1	Guam	_____	2	Johnson	_____	1
Ventura	_____	1				Montgomery	_____	1
Total	_____	12				Morgan	_____	2

NOTE: For county breakdowns of In-Territory states, please see the Enrollment Map of that state.

**STATE/COUNTY BREAKDOWN:  
U.S. TERRITORY AND OUT-OF-TERRITORY STATES**

<b>Indiana, continued</b>		<b>Massachusetts</b>		<b>Mississippi</b>	
<i>Breakdown by County</i>		<i>Breakdown by County</i>		<i>Breakdown by County</i>	
Scott	_____ 2	Franklin	_____ 1	De Soto	_____ 1
St. Joseph	_____ 1	Hampden	_____ 1	Grenada	_____ 1
Whitley	_____ 1	Hampshire	_____ 1	Hinds	_____ 1
Total	_____ 21	Norfolk	_____ 1	Jones	_____ 1
		Suffolk	_____ 1	Oktibbeha	_____ 1
		Worcester	_____ 1	Washington	_____ 1
		Total	_____ 6	Total	_____ 6
<b>Iowa</b>		<b>Michigan</b>		<b>Missouri</b>	
<i>Breakdown by County</i>		<i>Breakdown by County</i>		<i>Breakdown by County</i>	
Linn	_____ 1	Berrien	_____ 1	Boone	_____ 1
Polk	_____ 1	Clinton	_____ 1	Jackson	_____ 2
Wayne	_____ 2	Genesee	_____ 1	Newton	_____ 1
Total	_____ 4	Ingham	_____ 1	Phelps	_____ 1
		Kent	_____ 1	Saint Louis	_____ 1
		Lapeer	_____ 1	Saint Louis City	_____ 2
		Lenawee	_____ 1	Taney	_____ 1
		Mecosta	_____ 1	Total	_____ 9
		Missaukee	_____ 1		
		Oceana	_____ 1	<b>Nebraska</b>	
		Ottawa	_____ 1	<i>Breakdown by County</i>	
		Saginaw	_____ 2	Douglas	_____ 1
		Washtenaw	_____ 2		
		Wayne	_____ 3	<b>Nevada</b>	
		Total	_____ 18	<i>Breakdown by County</i>	
				Clark	_____ 3
				Lyon	_____ 1
				Total	_____ 4
<b>Maryland</b>		<b>Minnesota</b>			
<i>Breakdown by County</i>		<i>Breakdown by County</i>			
Anne Arundel	_____ 1	Nicollet	_____ 1		
Baltimore	_____ 2				
Baltimore City	_____ 1				
Cecil	_____ 2				
Frederick	_____ 1				
Prince Georges	_____ 1				
Total	_____ 8				

NOTE: For county breakdowns of In-Territory states, please see the Enrollment Map of that state.

**STATE/COUNTY BREAKDOWN:  
U.S. TERRITORY AND OUT-OF-TERRITORY STATES**

<b>New Jersey</b> <i>Breakdown by County</i>			<b>Pennsylvania</b> <i>Breakdown by County</i>			<b>Vermont</b> <i>Breakdown by County</i>		
Bergen	_____	1	Allegheny	_____	2	Caledonia	_____	2
Hudson	_____	2	Berks	_____	2	Orleans	_____	1
Salem	_____	1	Crawford	_____	1	Washington	_____	3
			Delaware	_____	1	Windsor	_____	1
			Franklin	_____	1			
			Lancaster	_____	2	<b>Total</b>	<b>_____</b>	<b>7</b>
			Lycoming	_____	1	<b>Washington</b> <i>Breakdown by County</i>		
			Mercer	_____	1	King	_____	2
			Montgomery	_____	1	Lewis	_____	1
			Philadelphia	_____	1			
			Tioga	_____	1	<b>Total</b>	<b>_____</b>	<b>3</b>
			Westmoreland	_____	1	<b>Wisconsin</b> <i>Breakdown by County</i>		
			<b>Total</b>	<b>_____</b>	<b>15</b>	Dane	_____	1
			<b>Rhode Island</b> <i>Breakdown by County</i>			Eau Claire	_____	1
			Providence	_____	1	Walworth	_____	1
			<b>South Dakota</b> <i>Breakdown by County</i>			<b>Total</b>	<b>_____</b>	<b>3</b>
			Minnehaha	_____	1	<b>Wyoming</b> <i>Breakdown by County</i>		
			Perkins	_____	1	Sweetwater	_____	1
			<b>Total</b>	<b>_____</b>	<b>2</b>			
			<b>North Dakota</b> <i>Breakdown by County</i>					
			Bottineau	_____	1			
			<b>Oregon</b> <i>Breakdown by County</i>					
			Clackamas	_____	2			
			Douglas	_____	1			
			Grant	_____	1			
			Linn	_____	1			
			<b>Total</b>	<b>_____</b>	<b>5</b>			
			<b>Texas</b> <i>Breakdown by County</i>					
			Cameron	_____	1			
			Dallas	_____	1			
			Denton	_____	1			
			Gregg	_____	1			
			Harris	_____	2			
			Hays	_____	1			
			Parker	_____	1			
			Ward	_____	1			
			Williamson	_____	1			
			<b>Total</b>	<b>_____</b>	<b>10</b>			

NOTE: For county breakdowns of In-Territory states, please see the Enrollment Map of that state.

# First-Year Students

**2011 FIRST-YEAR STUDENT ENROLLMENT BY CONTINENT**

NOTE: The country of origin is based on application data, but does not necessarily reflect nationality or ethnicity.



## 2011 FIRST-YEAR STUDENTS (418) CONTINENT/COUNTRYBREAKDOWN

### Africa

*Breakdown by Country*

Burkina Faso	_____	1
Democratic Republic of the Congo	_____	1
Ethiopia	_____	1
Ghana	_____	1
Kenya	_____	1
Nigeria	_____	1
Rwanda	_____	2
Tanzania	_____	1
Zambia	_____	1
Zimbabwe	_____	1
<b>Total</b>	<b>_____</b>	<b>11</b>

### Europe

*Breakdown by Country*

Georgia	_____	1
<b>Total</b>	<b>_____</b>	<b>1</b>

### North America

*Breakdown by Country*

United States	_____	391
<b>Total</b>	<b>_____</b>	<b>391</b>

### South America

*Breakdown by Country*

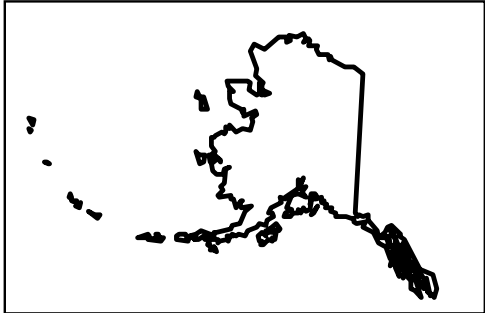
Colombia	_____	1
Peru	_____	1
<b>Total</b>	<b>_____</b>	<b>2</b>

### Asia

*Breakdown by Country*

Afghanistan	_____	2
Burma	_____	1
Iran	_____	1
Iraq	_____	2
Korea	_____	1
Mongolia	_____	1
Tibet, The Former	_____	1
Turkmenistan	_____	1
Uzbekistan	_____	1
Vietnam	_____	1
Yemen	_____	1
<b>Total</b>	<b>_____</b>	<b>13</b>

2011 FIRST-YEAR STUDENT ENROLLMENT FROM THE UNITED STATES



U.S. Territory of Guam: 1

**2011 FIRST-YEAR STUDENTS (418)**  
**STATE/COUNTY AND U.S. TERRITORY BREAKDOWN (N = 391)**

<b>Alabama</b>			<b>Florida</b>			<b>Indiana</b>		
<i>Breakdown by County</i>			<i>Breakdown by County</i>			<i>Breakdown by County</i>		
Baldwin	_____	1	Broward	_____	2	Hamilton	_____	1
Blount*	_____	1	Hillsborough	_____	1	Montgomery	_____	1
Jackson*	_____	1	Marion	_____	1	Scott	_____	1
Jefferson*	_____	16	Volusia	_____	2	St. Joseph	_____	1
Limestone*	_____	1	Total	_____	6	Total	_____	4
Marshall*	_____	1						
Shelby*	_____	3	<b>Georgia</b>			<b>Iowa</b>		
Talladega*	_____	1	<i>Breakdown by County</i>			<i>Breakdown by County</i>		
Total	_____	25	Barrow	_____	1	Linn	_____	1
			Bartow*	_____	1			
			Cherokee*	_____	1	<b>Kentucky</b>		
			Cobb	_____	3	<i>Breakdown by County</i>		
<b>Arizona</b>			De Kalb	_____	2	Adair*	_____	1
<i>Breakdown by County</i>			Effingham	_____	1	Allen*	_____	1
Maricopa	_____	1	Fulton	_____	7	Anderson*	_____	1
<b>Arkansas</b>			Paulding	_____	1	Barren*	_____	1
<i>Breakdown by County</i>			Walker*	_____	1	Bell*	_____	6
Boone	_____	1	Total	_____	18	Boone*	_____	2
<b>California</b>						Bourbon*	_____	2
<i>Breakdown by County</i>			<b>Guam (U.S.Territory)</b>			Boyd*	_____	1
Los Angeles	_____	1	<i>Breakdown by County</i>			Boyle*	_____	2
Monterey	_____	1	Guam	_____	1	Bracken*	_____	1
Sacramento	_____	1				Breathitt*	_____	1
Total	_____	3	<b>Idaho</b>			Bullitt*	_____	1
			<i>Breakdown by County</i>			Caldwell*	_____	1
			Ada	_____	1	Campbell*	_____	1
<b>Colorado</b>			<b>Illinois</b>			Carroll*	_____	4
<i>Breakdown by County</i>			<i>Breakdown by County</i>			Carter*	_____	1
Jefferson	_____	1	Du Page	_____	1	Casey*	_____	2
Larimer	_____	1	Will	_____	1	Clark*	_____	2
Total	_____	2	Total	_____	2			

\*Denotes In-Territory county.

**2011 FIRST-YEAR STUDENTS (418)**  
**STATE/COUNTY AND U.S. TERRITORY BREAKDOWN (N = 391)**

<b>Kentucky, continued</b>		<b>Kentucky, continued</b>		<b>Maine</b>	
<i>Breakdown by County</i>		<i>Breakdown by County</i>		<i>Breakdown by County</i>	
Clay*	2	Letcher*	1	Washington	1
Edmonson*	1	Lewis*	1		
Estill*	4	Lincoln*	2	<b>Maryland</b>	
Fayette*	11	Madison*	21	<i>Breakdown by County</i>	
Fleming*	5	Marshall*	1	Baltimore	1
Floyd*	3	Martin*	1	Baltimore City	1
Franklin*	2	McCracken*	2	Cecil	1
Gallatin*	1	McCreary*	1	Total	3
Grant*	3	Montgomery*	4	<b>Massachusetts</b>	
Graves*	1	Nelson*	2	<i>Breakdown by County</i>	
Grayson*	1	Ohio*	1	Suffolk	1
Green*	1	Perry*	2	<b>Michigan</b>	
Hardin*	1	Pike*	4	<i>Breakdown by County</i>	
Harlan*	2	Pulaski*	9	Washtenaw	1
Harrison*	1	Rockcastle*	1	Wayne	2
Henry*	1	Russell*	2	Total	3
Hopkins*	1	Scott*	3	<b>Mississippi</b>	
Jackson*	3	Taylor*	2	<i>Breakdown by County</i>	
Jefferson*	21	Todd*	1	Hinds	1
Jessamine*	4	Trigg*	1	Oktibbeha	1
Johnson*	2	Trimble*	2	Total	2
Knott*	1	Union*	1	<b>Missouri</b>	
Laurel*	5	Warren*	1	<i>Breakdown by County</i>	
Lawrence*	2	Wayne*	3	Saint Louis	1
Leslie*	2	Whitley*	3	Saint Louis City	1
		Woodford*	1	Taney	1
		Total	185	Total	3

\*Denotes In-Territory county.

**2011 FIRST-YEAR STUDENTS (418)**  
**STATE/COUNTY AND U.S. TERRITORY BREAKDOWN (N = 391)**

<b>New York</b>		<b>Ohio, continued</b>		<b>Tennessee</b>	
<i>Breakdown by County</i>		<i>Breakdown by County</i>		<i>Breakdown by County</i>	
Queens	1	Ross*	1	Benton	1
		Van Wert	1	Blount*	1
		<b>Total</b>	<b>31</b>	Cocke*	1
<b>North Carolina</b>		<b>Oregon</b>		Cumberland*	
<i>Breakdown by County</i>		<i>Breakdown by County</i>		<i>Breakdown by County</i>	
Buncombe*	1	Clackamas	1	Davidson	2
Graham*	1	Douglas	1	Hamblen*	1
Haywood*	2	<b>Total</b>	<b>2</b>	Hamilton*	3
Mecklenburg	2			Hawkins*	1
Person	1	<b>Pennsylvania</b>		Jefferson*	2
Rutherford*	2	<i>Breakdown by County</i>		Johnson*	1
Stokes*	1	Berks	1	Knox*	3
Wake	1	Lancaster	1	Loudon*	1
<b>Total</b>	<b>11</b>	Mercer	1	Morgan*	3
		Tioga	1	Polk*	1
<b>Ohio</b>		<b>Total</b>	<b>4</b>	Roane*	1
<i>Breakdown by County</i>		<b>South Carolina</b>		Sevier*	5
Adams*	2	<i>Breakdown by County</i>		Shelby	1
Athens*	1	Anderson	1	Sullivan*	1
Brown*	2	Dorchester	1	Williamson	1
Champaign	1	Greenville*	3	<b>Total</b>	<b>31</b>
Clermont*	5	<b>Total</b>	<b>5</b>		
Cuyahoga	3	<b>Texas</b>		<i>Breakdown by County</i>	
Fayette	1	<i>Breakdown by County</i>		Parker	1
Hamilton*	9			Williamson	1
Hancock	1			<b>Total</b>	<b>2</b>
Jackson*	1				
Madison	1				
Medina	1				
Montgomery	1				

\*Denotes In-Territory county.

**2011 FIRST-YEAR STUDENTS (418)**  
**STATE/COUNTY AND U.S. TERRITORY BREAKDOWN (N = 391)**

**Virginia**

*Breakdown by County*

Dickenson*	_____	1
Fairfax	_____	2
Floyd*	_____	2
Giles*	_____	1
Lee*	_____	3
Montgomery*	_____	1
Russell*	_____	2
Tazewell*	_____	3
Wise*	_____	1
Total	_____	16

**West Virginia, continued**

*Breakdown by County*

Wayne	_____	1
Wood	_____	3
Total	_____	24

**Wyoming**

*Breakdown by County*

Sweetwater	_____	1
------------	-------	---

**West Virginia**

*Breakdown by County*

Barbour*	_____	1
Cabell*	_____	2
Doddridge*	_____	1
Fayette*	_____	1
Greenbrier*	_____	1
Harrison*	_____	1
Jackson*	_____	3
Kanawha*	_____	2
Marion*	_____	1
Mercer*	_____	1
Mingo*	_____	1
Morgan	_____	1
Raleigh*	_____	1
Ritchie*	_____	2
Summers*	_____	1

\*Denotes In-Territory county.

# Transfer Students

**2011 TRANSFER STUDENT ENROLLMENT BY CONTINENT**

NOTE: The country of origin is based on application data, but does not necessarily reflect nationality or ethnicity.



**2011 TRANSFER STUDENTS (101)**  
**CONTINENT/COUNTRY BREAKDOWN**

**Africa**

*Breakdown by Country*

Morocco	_____	1
<b>Total</b>	<b>_____</b>	<b>1</b>

**North America**

*Breakdown by Country*

United States	_____	98
<b>Total</b>	<b>_____</b>	<b>98</b>

**Asia**

*Breakdown by Country*

Taiwan	_____	1
<b>Total</b>	<b>_____</b>	<b>1</b>

**South America**

*Breakdown by Country*

Brazil	_____	1
<b>Total</b>	<b>_____</b>	<b>1</b>

# 2011 TRANSFER STUDENT ENROLLMENT FROM THE UNITED STATES



**2011 TRANSFER STUDENTS (101)  
STATE/COUNTY BREAKDOWN (N = 98)**

**Armed Forces Pacific**

*Breakdown by County*

Armed Forces Pacific \_\_\_\_\_ 1

**Arizona**

*Breakdown by County*

Maricopa \_\_\_\_\_ 1

**California**

*Breakdown by County*

Contra Costa \_\_\_\_\_ 1

Ventura \_\_\_\_\_ 1

**Total** \_\_\_\_\_ 2

**Connecticut**

*Breakdown by County*

Fairfield \_\_\_\_\_ 1

**Florida**

*Breakdown by County*

Dade \_\_\_\_\_ 1

Osceola \_\_\_\_\_ 1

**Total** \_\_\_\_\_ 2

**Georgia**

*Breakdown by County*

Coweta \_\_\_\_\_ 1

De Kalb \_\_\_\_\_ 2

Gwinnett \_\_\_\_\_ 1

Walker\* \_\_\_\_\_ 1

**Total** \_\_\_\_\_ 5

**Illinois**

*Breakdown by County*

Cook \_\_\_\_\_ 2

Winnebago \_\_\_\_\_ 1

**Total** \_\_\_\_\_ 3

**Indiana**

*Breakdown by County*

Allen \_\_\_\_\_ 1

Boone \_\_\_\_\_ 1

Harrison \_\_\_\_\_ 1

Whitley \_\_\_\_\_ 1

**Total** \_\_\_\_\_ 4

**Iowa**

*Breakdown by County*

Polk \_\_\_\_\_ 1

Wayne \_\_\_\_\_ 1

**Total** \_\_\_\_\_ 2

**Kentucky**

*Breakdown by County*

Bath\* \_\_\_\_\_ 1

Bell\* \_\_\_\_\_ 1

Boyd\* \_\_\_\_\_ 1

Boyle\* \_\_\_\_\_ 2

Casey\* \_\_\_\_\_ 2

Daviess\* \_\_\_\_\_ 1

Fayette\* \_\_\_\_\_ 9

Floyd\* \_\_\_\_\_ 1

Franklin\* \_\_\_\_\_ 2

Gallatin\* \_\_\_\_\_ 1

Grant\* \_\_\_\_\_ 1

Harlan\* \_\_\_\_\_ 1

Jefferson\* \_\_\_\_\_ 5

Jessamine\* \_\_\_\_\_ 1

Johnson\* \_\_\_\_\_ 1

Kenton\* \_\_\_\_\_ 3

Madison\* \_\_\_\_\_ 4

**Kentucky, continued**

*Breakdown by County*

Montgomery\* \_\_\_\_\_ 1

Oldham\* \_\_\_\_\_ 2

Pulaski\* \_\_\_\_\_ 2

Rockcastle\* \_\_\_\_\_ 1

Wayne\* \_\_\_\_\_ 2

Whitley\* \_\_\_\_\_ 1

**Total** \_\_\_\_\_ 46

**Maryland**

*Breakdown by County*

Cecil \_\_\_\_\_ 1

**Michigan**

*Breakdown by County*

Berrien \_\_\_\_\_ 1

Washtenaw \_\_\_\_\_ 1

**Total** \_\_\_\_\_ 2

**Minnesota**

*Breakdown by County*

Nicollet \_\_\_\_\_ 1

**Mississippi**

*Breakdown by County*

Grenada \_\_\_\_\_ 1

Washington \_\_\_\_\_ 1

**Total** \_\_\_\_\_ 2

**Missouri**

*Breakdown by County*

Saint Louis City \_\_\_\_\_ 1

\*Denotes In-Territory county.

**2011 TRANSFER STUDENTS (101)  
STATE/COUNTY BREAKDOWN (N = 98)**

**New York**

*Breakdown by County*

Chemung	_____	1
Queens	_____	1
Wyoming	_____	1
<b>Total</b>	<b>_____</b>	<b>3</b>

**North Carolina**

*Breakdown by County*

Nash	_____	1
Yancey*	_____	2
<b>Total</b>	<b>_____</b>	<b>3</b>

**Ohio**

*Breakdown by County*

Brown*	_____	1
Clinton	_____	2
Greene	_____	1
Hamilton*	_____	1
Licking	_____	1
<b>Total</b>	<b>_____</b>	<b>6</b>

**Pennsylvania**

*Breakdown by County*

Lancaster	_____	1
-----------	-------	---

**South Carolina**

*Breakdown by County*

Oconee*	_____	1
---------	-------	---

**South Dakota**

*Breakdown by County*

Perkins	_____	1
---------	-------	---

**Tennessee**

*Breakdown by County*

Anderson*	_____	1
Davidson	_____	1
Hamblen*	_____	1
Morgan*	_____	1
Union*	_____	1
<b>Total</b>	<b>_____</b>	<b>5</b>

**Texas**

*Breakdown by County*

Dallas	_____	1
--------	-------	---

**Virginia**

*Breakdown by County*

Chesapeake City	_____	1
Henrico	_____	1
<b>Total</b>	<b>_____</b>	<b>2</b>

**Washington**

*Breakdown by County*

King	_____	1
------	-------	---

\*Denotes In-Territory county.