

# Berea College

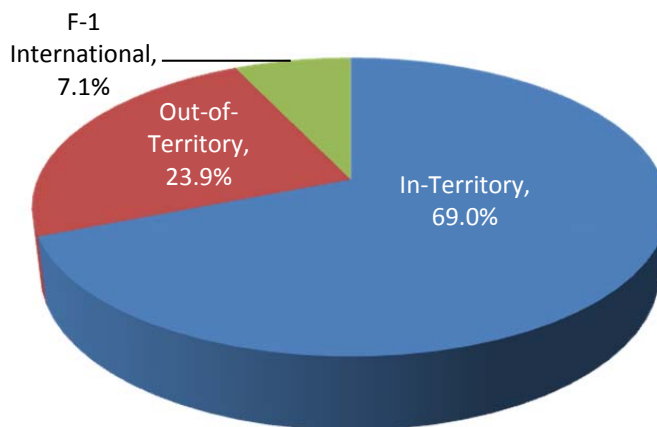


Office of Institutional Research and  
Assessment

## FALL 2012 DEGREE-SEEKING STUDENT ENROLLMENT GEOGRAPHIC DISTRIBUTION BY TERRITORY

<b>Total Headcount Enrollment</b>	<b>1,658</b>
Degree-Seeking Students	(1,604)
Non-Degree-Seeking Students	(54)

<b>Degree-Seeking Students by Territory Designation at Entry:</b>			
<b>In-Territory</b>	<b>Out-of-Territory</b>	<b>F-1 International</b>	<b>Total</b>
1,106 (69.0%)	384 (23.9%)	114 (7.1%)	1,604 (100%)



NOTE: The category "F-1 International" does not include all students who come to the College from other countries or with substantial international experience. For example, "permanent residents" who may be asylees or refugees are counted as "In-Territory" or "Out-of-Territory" rather than "F-1 International" depending on residence at the time of application. These students are eligible for federal financial aid that F-1 International students cannot legally receive. In Fall 2012, twenty-two (22) Berea College students were designated as "permanent residents." Also, there are 3 F-1 International students enrolled as exchange students (non-degree-seeking) this fall.

<b>Non-Degree-Seeking Students by Category:</b>	
Berea Community School	34
Community (Special)	15
EKU Exchange	0
Employee	2
Madison Southern High School	0
Post-Graduate	0
Transient/Exchange	<u>3</u>
Subtotal	54

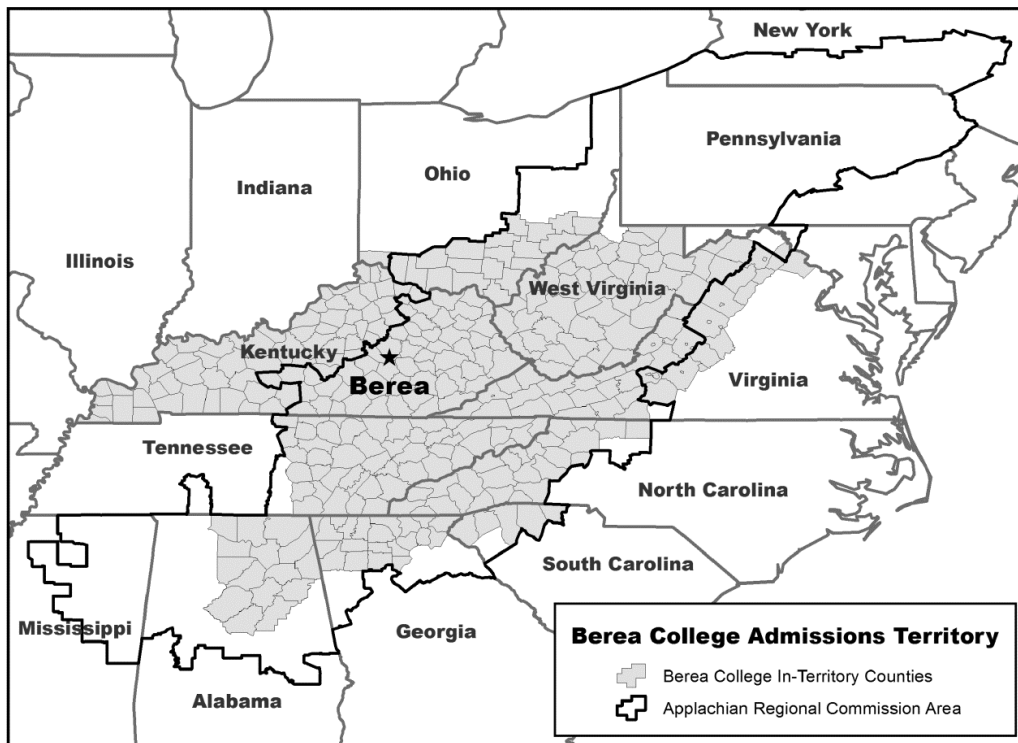
## TOTAL STATES, TERRITORIES, AND COUNTRIES REPRESENTED FALL 2012 DEGREE-SEEKING ENROLLMENT

- 46 different states
- 1 U.S. Territory (Guam)
- Armed Forces-Pacific
- 55 countries other than the U.S.

### DEFINITIONS OF TERRITORY CATEGORIES

Berea College students are characterized at term of entry by one of three "geographical" categories. They are:

- *In-Territory*: Students who come from much of the Appalachian region and all of Kentucky within the white area in the map below. In-Territory also includes permanent residents (a non-citizen who has formally established residency in the U.S.) and refugees who reside in the territory.
- *Out-of-Territory*: Students who come from outside the In-Territory area, including U.S. Citizens living in foreign countries. Out-of-Territory also includes permanent residents (a non-citizen who has formally established residency in the U.S.) and refugees who reside out of the territory.
- *F-1 International*: Students who are not U.S. Citizens, permanent residents, or refugees.



# All Students

## 2012 FALL ENROLLMENT BY CONTINENT



NOTE: The country of origin is based on application data, but does not necessarily reflect nationality or ethnicity.

## CONTINENT/COUNTRY BREAKDOWN

<b>Africa</b>		<b>Asia, continued</b>		<b>North America</b>	
<i>Breakdown by Country</i>		<i>Breakdown by Country</i>		<i>Breakdown by Country</i>	
Botswana	1	Indonesia	1	Dominica	1
Burkina Faso	2	Iran	2	Guatemala	1
Cameroon	4	Iraq	3	Haiti	4
Dem. Rep. of the Congo	5	Japan	2	St. Lucia	1
Egypt	1	Mongolia	1	United States	1,485
Eritrea	2	Pakistan	4	<b>Total</b>	<b>1,492</b>
Ethiopia	3	Russia	1		
Ghana	2	South Korea	2	<b>South America</b>	
Kenya	4	Sri Lanka	1	<i>Breakdown by Country</i>	
Liberia	1	Taiwan	1	Bolivia	2
Malawi	2	Tibet, The Former	4	Brazil	1
Morocco	2	Turkmenistan	1	Chile	1
Nigeria	4	Uzbekistan	3	Colombia	3
Rwanda	3	Vietnam	3	Ecuador	1
Sudan	1	Yemen	3	Peru	1
Tanzania	2	<b>Total</b>	<b>49</b>	<b>Total</b>	<b>9</b>
Uganda	2				
Zambia	1	<b>Europe</b>		<b>Grand Total</b>	<b>1,604</b>
Zimbabwe	4	<i>Breakdown by Country</i>			
<b>Total</b>	<b>46</b>	Albania	1		
		Georgia	3		
		Kosovo	1		
		Moldova	1		
		Slovak Republic	1		
		Ukraine	1		
		<b>Total</b>	<b>8</b>		
<b>Asia</b>					
<i>Breakdown by Country</i>					
Afghanistan	5				
Bangladesh	2				
Burma	6				
China	2				
India	2				

Note: The country of origin is based on application data, but does not necessarily reflect nationality or ethnicity.

**NUMBER OF STUDENTS ENROLLED FROM  
OUTSIDE THE UNITED STATES (55 COUNTRIES) AND U.S. TERRITORIES**

Country	Out of Territory	F-1 International	Total
Afghanistan	0	5	5
Albania	0	1	1
Bangladesh	0	2	2
Bolivia	0	2	2
Botswana	0	1	1
Brazil	0	1	1
Burkina Faso	0	2	2
Burma	0	6	6
Cameroon	0	4	4
Chile	0	1	1
China	0	2	2
Colombia	0	3	3
Dem. Rep. of the Congo	2	3	5
Dominica	0	1	1
Ecuador	0	1	1
Egypt	0	1	1
Eritrea	0	2	2
Ethiopia	0	3	3
Georgia	0	3	3
Ghana	0	2	2
Guatemala	1	0	1
Haiti	0	4	4
India	0	2	2
Indonesia	1	0	1
Iran	0	2	2
Iraq	0	3	3
Japan	1	1	2
Kenya	0	4	4

Country	Out of Territory	F-1 International	Total
Kosovo	0	1	1
Liberia	0	1	1
Malawi	0	2	2
Moldova	0	1	1
Mongolia	0	1	1
Morocco	0	2	2
Nigeria	0	4	4
Pakistan	0	4	4
Peru	0	1	1
Russia	0	1	1
Rwanda	0	3	3
Slovak Republic	0	1	1
South Korea	0	2	2
Sri Lanka	0	1	1
St. Lucia	0	1	1
Sudan	0	1	1
Taiwan	0	1	1
Tanzania	0	2	2
Tibet, The Former	0	4	4
Turkmenistan	0	1	1
Uganda	0	2	2
Ukraine	0	1	1
Uzbekistan	0	3	3
Vietnam	0	3	3
Yemen	0	3	3
Zambia	0	1	1
Zimbabwe	0	4	4
<b>TOTAL</b>	<b>5</b>	<b>114</b>	<b>119</b>

2012 FALL ENROLLMENT FROM THE UNITED STATES AND ITS TERRITORIES





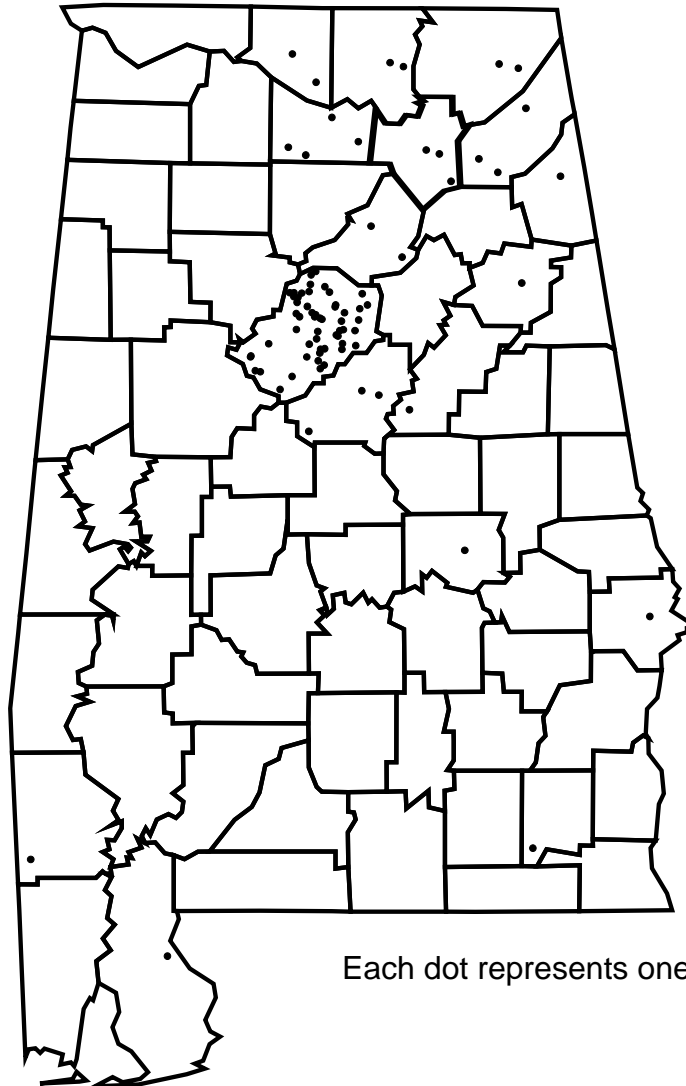
**NUMBER OF STUDENTS ENROLLED FROM  
THE UNITED STATES (46 STATES), U.S. TERRITORIES (1 TERRITORY), AND THE ARMED FORCES**

State	In Territory	Out of Territory	Total
Alabama	78	5	83
Alaska	0	2	2
Arizona	0	3	3
Arkansas	0	4	4
Armed Forces Pacific	0	1	1
California	0	12	12
Colorado	0	5	5
Connecticut	0	3	3
Delaware	0	2	2
Florida	0	20	20
Georgia	20	45	65
Guam (U.S. Territory)	0	2	2
Hawaii	0	1	1
Idaho	0	1	1
Illinois	0	16	16
Indiana	0	21	21
Iowa	0	3	3
Kentucky	663	0	663
Louisiana	0	3	3
Maine	0	4	4
Maryland	0	7	7
Massachusetts	0	7	7
Michigan	0	16	16
Minnesota	0	2	2

State	In Territory	Out of Territory	Total
Mississippi	0	5	5
Missouri	0	7	7
Nevada	0	4	4
New Hampshire	0	1	1
New Jersey	0	3	3
New Mexico	0	1	1
New York	0	16	16
North Carolina	47	18	65
North Dakota	0	1	1
Ohio	94	59	153
Oregon	0	5	5
Pennsylvania	0	11	11
Rhode Island	0	1	1
South Carolina	11	4	15
South Dakota	0	2	2
Tennessee	94	28	122
Texas	0	6	6
Utah	0	1	1
Vermont	0	6	6
Virginia	51	7	58
Washington	0	2	2
West Virginia	48	1	49
Wisconsin	0	4	4
Wyoming	0	1	1
<b>TOTAL</b>	<b>1,106</b>	<b>379</b>	<b>1,485</b>

\*Includes permanent residents (a non-citizen who has formerly established residency in the U.S.) and refugees.

# ALABAMA

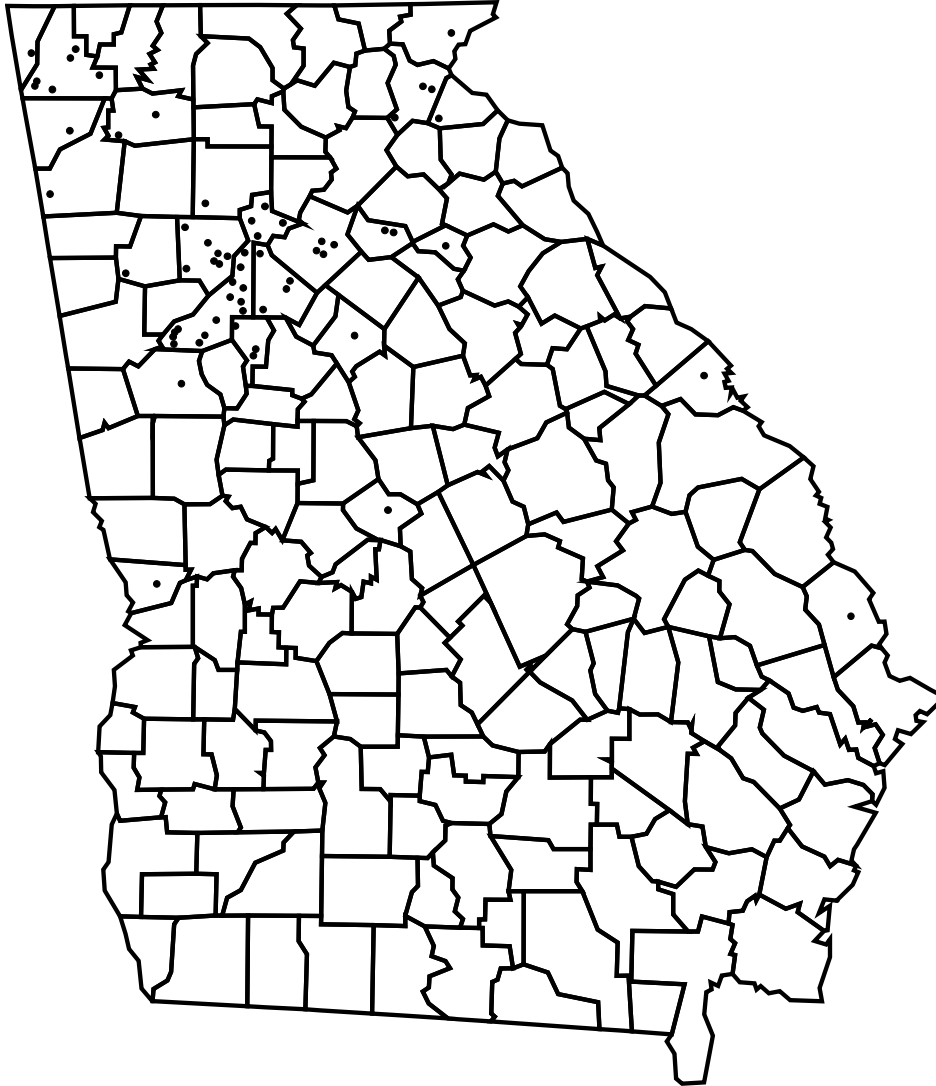


Each dot represents one student.

Baldwin	_____	1	Jackson*	_____	2	Russell	_____	1
Blount*	_____	2	Jefferson*	_____	54	Shelby*	_____	3
Calhoun*	_____	1	Limestone*	_____	2	Talladega*	_____	1
Cherokee*	_____	1	Madison*	_____	2	Washington	_____	1
Dale	_____	1	Marshall*	_____	3			
DeKalb*	_____	3	Morgan*	_____	4			
Elmore	_____	1				<b>TOTAL</b>	_____	<b>83</b>

\*Denotes In-Territory county.

# GEORGIA



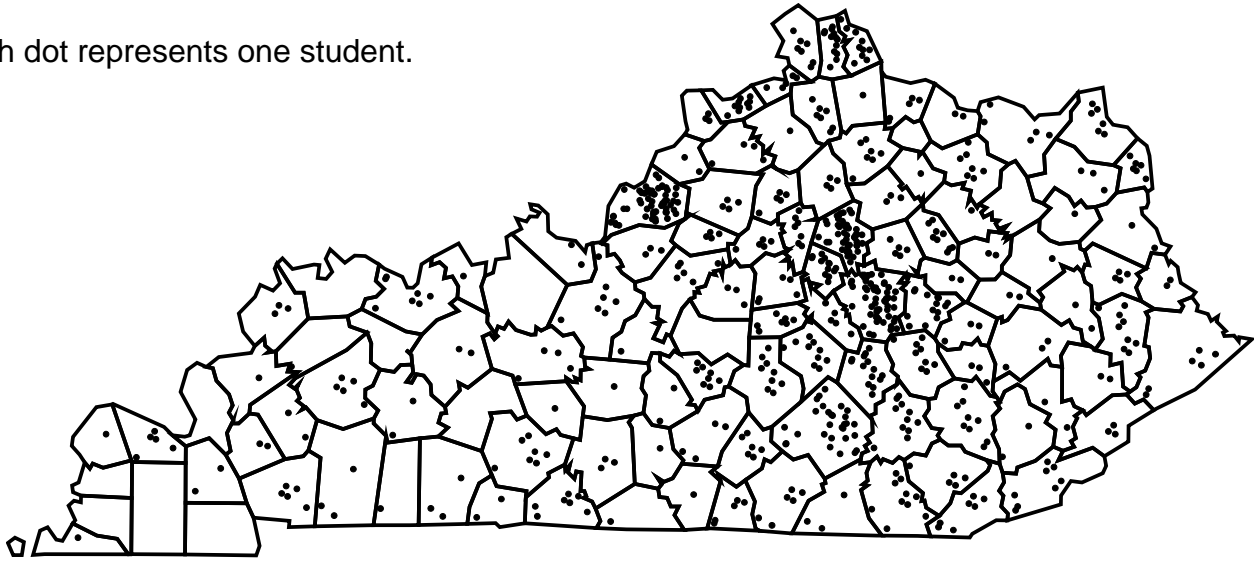
Each dot represents one student.

Barrow	_____	2	Dade*	_____	1	Newton	_____	1
Bibb	_____	1	De Kalb	_____	4	Paulding	_____	1
Catoosa*	_____	2	Effingham	_____	1	Rabun*	_____	1
Chattooga*	_____	1	Floyd*	_____	1	Richmond	_____	1
Cherokee*	_____	1	Fulton	_____	18	Stephens	_____	1
Clarke	_____	1	Gordon*	_____	2	Walker*	_____	6
Clayton	_____	3	Gwinnett	_____	4			
Cobb	_____	7	Habersham*	_____	3			
Coweta	_____	1	Muscogee	_____	1	<b>TOTAL</b>	_____	<b>65</b>

\*Denotes In-Territory county.

# KENTUCKY

Each dot represents one student.



Adair*	_____	4	Christian*	_____	3	Green*	_____	2
Allen*	_____	7	Clark*	_____	5	Greenup*	_____	6
Anderson*	_____	5	Clay*	_____	9	Hancock*	_____	1
Ballard*	_____	1	Clinton*	_____	5	Hardin*	_____	7
Barren*	_____	3	Crittenden*	_____	1	Harlan*	_____	8
Bath*	_____	1	Cumberland*	_____	1	Harrison*	_____	7
Bell*	_____	7	Daviess*	_____	7	Hart*	_____	1
Boone*	_____	7	Edmonson*	_____	1	Henry*	_____	4
Bourbon*	_____	3	Elliott*	_____	1	Hopkins*	_____	5
Boyd*	_____	6	Estill*	_____	14	Jackson*	_____	9
Boyle*	_____	7	Fayette*	_____	48	Jefferson*	_____	59
Bracken*	_____	5	Fleming*	_____	7	Jessamine*	_____	13
Breathitt*	_____	3	Floyd*	_____	9	Johnson*	_____	4
Bullitt*	_____	3	Franklin*	_____	5	Kenton*	_____	14
Caldwell*	_____	2	Fulton*	_____	1	Knott*	_____	2
Campbell*	_____	10	Gallatin*	_____	5	Knox*	_____	5
Carroll*	_____	10	Garrard*	_____	5	Larue*	_____	1
Carter*	_____	3	Grant*	_____	7	Laurel*	_____	11
Casey*	_____	9	Grayson*	_____	4	Lawrence*	_____	2

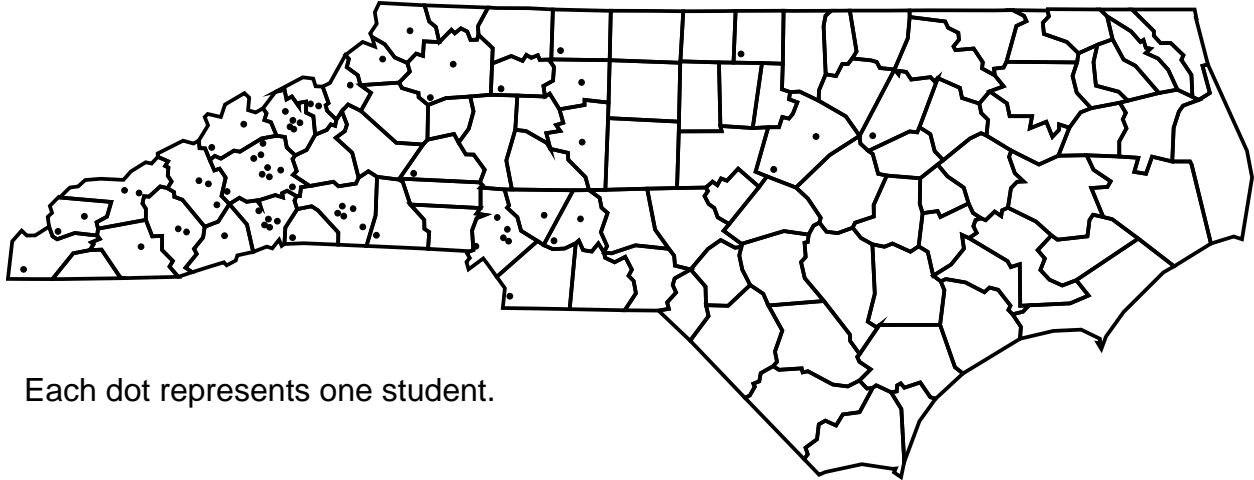
\*Denotes In-Territory county.

# KENTUCKY

Lee*	_____	3	Monroe*	_____	1	Shelby*	_____	4
Leslie*	_____	2	Montgomery*	_____	9	Simpson*	_____	2
Letcher*	_____	3	Morgan*	_____	1	Spencer*	_____	4
Lewis*	_____	5	Muhlenberg*	_____	2	Taylor*	_____	8
Lincoln*	_____	10	Nelson*	_____	6	Todd*	_____	1
Logan*	_____	3	Nicholas*	_____	1	Trigg*	_____	5
Lyon*	_____	2	Ohio*	_____	2	Trimble*	_____	3
Madison*	_____	56	Oldham*	_____	2	Union*	_____	3
Magoffin*	_____	2	Owen*	_____	1	Warren*	_____	7
Marshall*	_____	2	Owsley*	_____	3	Washington*	_____	3
Martin*	_____	2	Pendleton*	_____	1	Wayne*	_____	6
Mason*	_____	2	Perry*	_____	2	Webster*	_____	1
McCracken*	_____	5	Pike*	_____	6	Whitley*	_____	10
McCreary*	_____	3	Powell*	_____	2	Wolfe*	_____	2
Meade*	_____	2	Pulaski*	_____	29	Woodford*	_____	7
Menifee*	_____	2	Rockcastle*	_____	14			
Mercer*	_____	5	Russell*	_____	6			
Metcalf*	_____	1	Scott*	_____	4	<b>TOTAL</b>	_____	<b>663</b>

\*Denotes In-Territory county.

# NORTH CAROLINA



Each dot represents one student.

Ashe*	_____	1	Henderson*	_____	5	Stokes*	_____	1
Avery*	_____	1	Jackson*	_____	2	Swain*	_____	2
Buncombe*	_____	9	Macon*	_____	1	Transylvania*	_____	1
Cabarrus	_____	1	Madison*	_____	2	Union	_____	1
Catawba	_____	1	Mecklenburg	_____	5	Wake	_____	2
Cherokee*	_____	1	Mitchell*	_____	2	Watauga*	_____	1
Cleveland	_____	1	Nash	_____	1	Wilkes*	_____	2
Davidson	_____	1	Person	_____	1	Yadkin	_____	1
Forsyth	_____	1	Polk*	_____	1	Yancey*	_____	5
Graham*	_____	2	Rutherford*	_____	5			
Haywood*	_____	3	Stanly	_____	2	<b>TOTAL</b>	_____	<b>65</b>

\*Denotes In-Territory county.

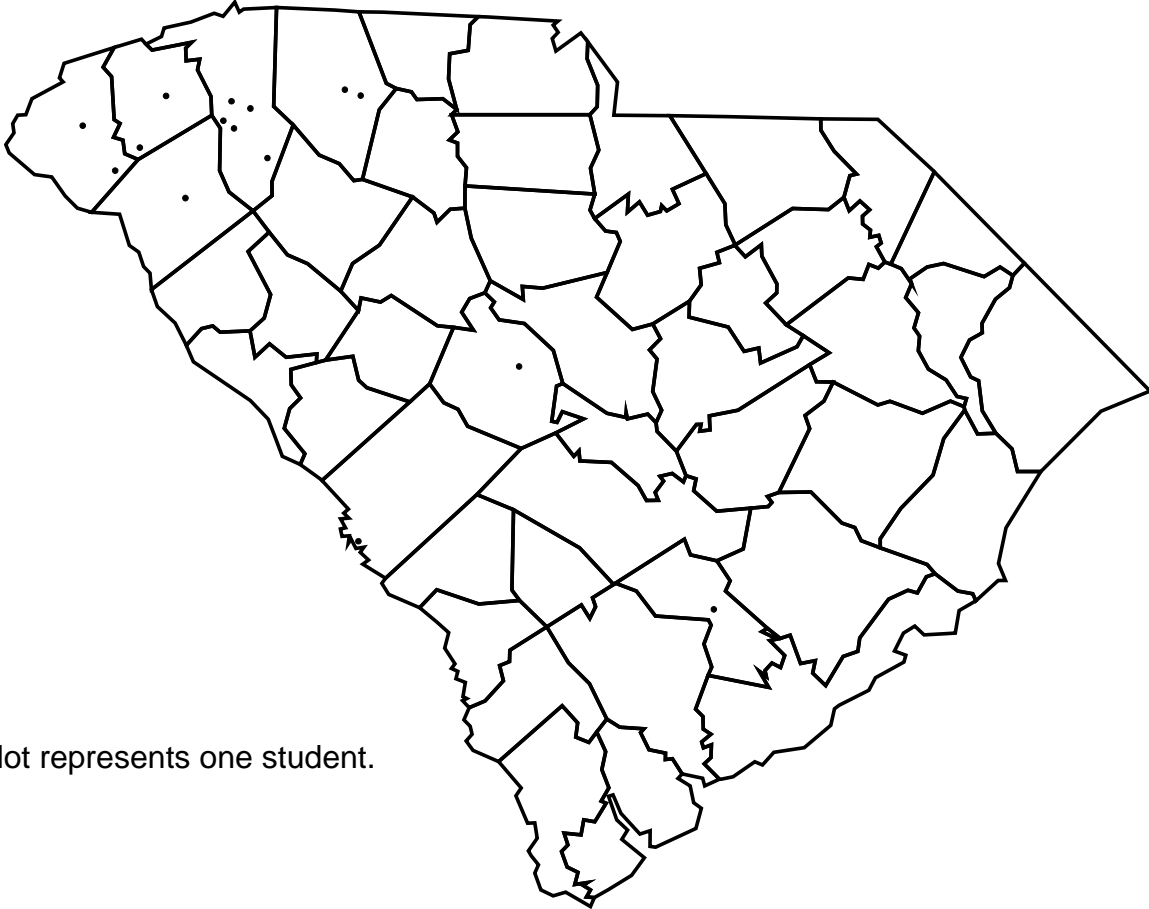
# OHIO



Adams*	_____	4	Fulton	_____	1	Morgan*	_____	1
Ashland	_____	2	Gallia*	_____	3	Perry*	_____	2
Ashtabula	_____	1	Greene	_____	1	Pickaway	_____	1
Athens*	_____	2	Hamilton*	_____	38	Preble	_____	1
Brown*	_____	14	Hancock	_____	1	Putnam	_____	1
Butler	_____	1	Hocking*	_____	1	Ross*	_____	1
Champaign	_____	1	Holmes	_____	1	Scioto*	_____	4
Clermont*	_____	13	Jackson*	_____	5	Stark	_____	1
Clinton	_____	5	Lawrence*	_____	3	Trumbull	_____	2
Columbiana	_____	1	Licking	_____	2	Tuscarawas	_____	2
Cuyahoga	_____	7	Lorain	_____	1	Union	_____	1
Darke	_____	1	Madison	_____	2	Van Wert	_____	3
Delaware	_____	1	Marion	_____	1	Vinton*	_____	1
Fairfield	_____	1	Medina	_____	2	Washington*	_____	2
Fayette	_____	1	Miami	_____	3	Williams	_____	1
Franklin	_____	4	Montgomery	_____	5	<b>TOTAL</b>	_____	<b>153</b>

\*Denotes In-Territory county

# SOUTH CAROLINA



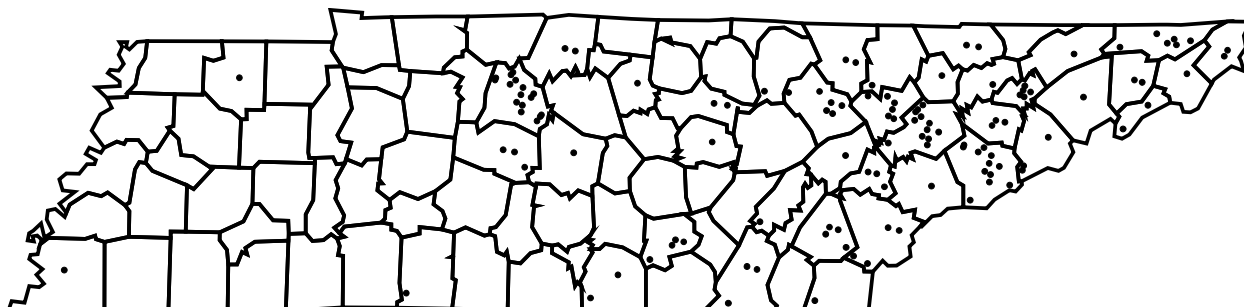
Each dot represents one student.

Aiken	_____	1	Greenville*	_____	5	Pickens*	_____	2
Anderson	_____	1	Lexington	_____	1	Spartanburg*	_____	2
Dorchester	_____	1	Oconee*	_____	2	<b>TOTAL</b>	_____	<b>15</b>

\*Denotes In-Territory county.



# TENNESSEE



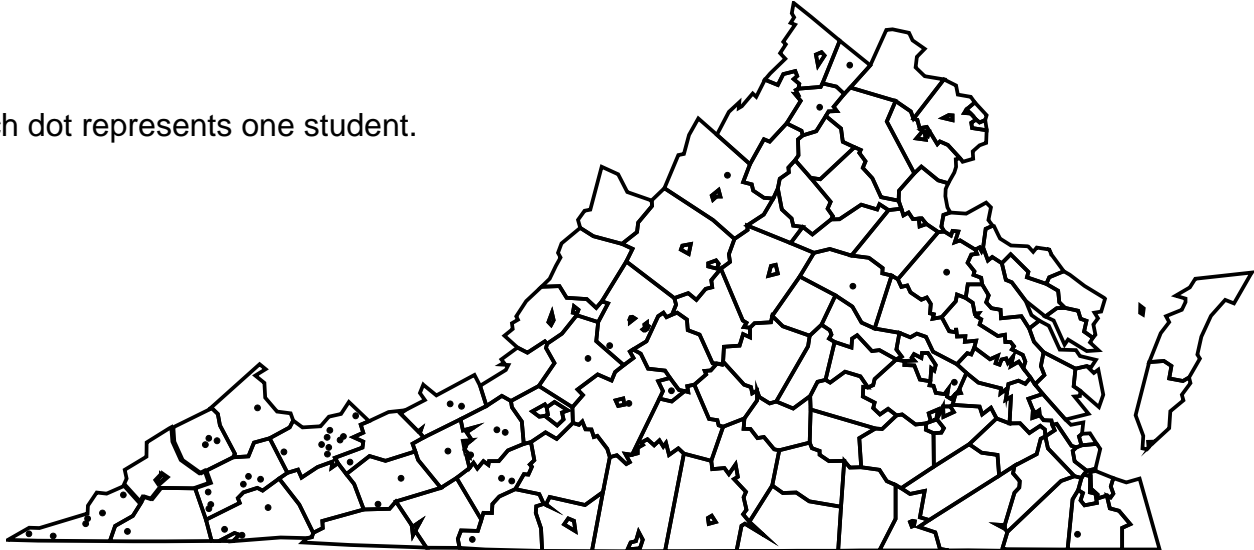
Each dot represents one student.

Anderson*	_____	6	Hamilton*	_____	3	Roane*	_____	1
Blount*	_____	1	Hawkins*	_____	1	Rutherford	_____	2
Campbell*	_____	1	Jefferson*	_____	3	Sevier*	_____	12
Carter*	_____	1	Johnson*	_____	2	Shelby	_____	1
Claiborne*	_____	2	Knox*	_____	12	Smith*	_____	1
Cocke*	_____	3	Lawrence	_____	1	Sullivan*	_____	6
Davidson	_____	16	Loudon*	_____	3	Sumner	_____	2
Fentress*	_____	1	McMinn*	_____	4	Unicoi*	_____	2
Franklin	_____	2	Monroe*	_____	4	Union*	_____	1
Grainger*	_____	1	Morgan*	_____	6	Washington*	_____	2
Greene*	_____	1	Polk*	_____	1	Weakley	_____	1
Grundy*	_____	4	Putnam*	_____	2	White*	_____	1
Hamblen*	_____	5	Rhea*	_____	1	Williamson	_____	3
						<b>TOTAL</b>	_____	<b>122</b>

\*Denotes In-Territory county.

# VIRGINIA

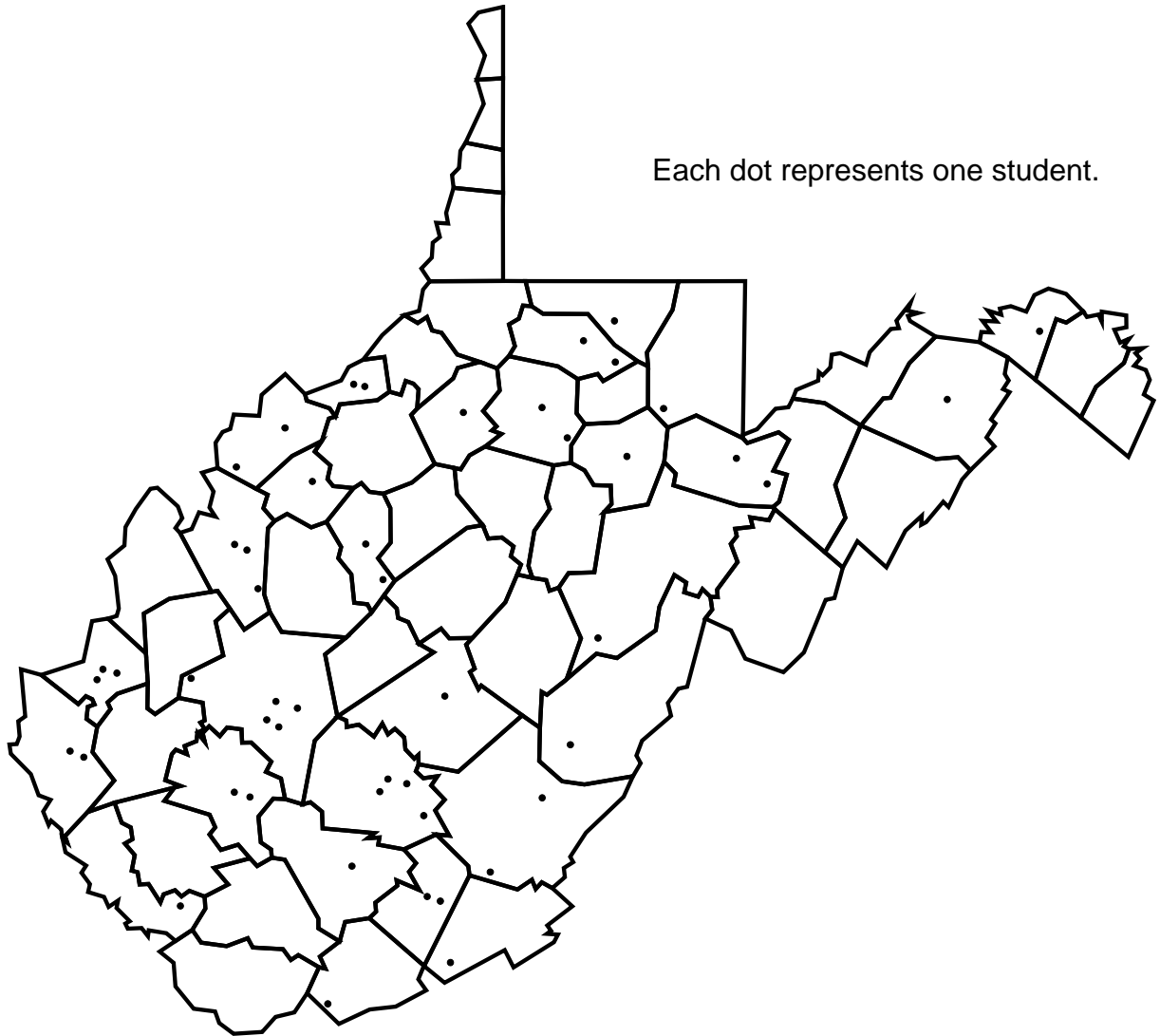
Each dot represents one student.



Bedford*	_____	1	Fairfax	_____	1	Radford City	_____	2
Bedford City*	_____	1	Floyd*	_____	2	Rockbridge*	_____	1
Bland*	_____	1	Giles*	_____	2	Rockingham*	_____	1
Botetourt*	_____	1	Henrico	_____	1	Russell*	_____	6
Buchanan*	_____	1	Lee*	_____	6	Scott*	_____	1
Caroline	_____	1	Louisa	_____	1	Staunton City	_____	1
Charlottesville City	_____	1	Lynchburg City	_____	1	Tazewell*	_____	9
Chesapeake City	_____	1	Montgomery*	_____	3	Warren*	_____	1
Clarke*	_____	1	Patrick*	_____	1	Washington*	_____	3
Dickenson*	_____	3	Pulaski*	_____	1	Wythe*	_____	2
						<b>TOTAL</b>	_____	<b>58</b>

\*Denotes In-Territory county.

# WEST VIRGINIA



Barbour*	_____	1	Kanawha*	_____	5	Preston*	_____	1
Boone*	_____	2	Marion*	_____	2	Raleigh*	_____	1
Cabell*	_____	3	Mercer*	_____	1	Randolph*	_____	1
Calhoun*	_____	2	Mingo*	_____	1	Summers*	_____	2
Doddridge*	_____	1	Monongalia*	_____	1	Tucker*	_____	2
Fayette*	_____	4	Monroe*	_____	1	Wayne*	_____	2
Greenbrier*	_____	2	Morgan	_____	1	Wirt*	_____	1
Hampshire*	_____	1	Nicholas*	_____	1	Wood*	_____	2
Harrison*	_____	2	Pleasants*	_____	2			
Jackson*	_____	3	Pocahontas*	_____	1	<b>TOTAL</b>	_____	<b>49</b>

\*Denotes In-Territory county.

# STATE/COUNTY BREAKDOWN: US TERRITORY AND OUT-OF-TERRITORY STATES

<b>Alaska</b>				<b>California, continued</b>				<b>Florida, continued</b>	
<i>Breakdown by County</i>				<i>Breakdown by County</i>				<i>Breakdown by County</i>	
Anchorage	_____	1	San Diego	_____	1	Levy	_____	2	
Valdez Cordova	_____	1	Ventura	_____	1	Marion	_____	1	
Total	_____	2	Total	_____	12	Orange	_____	1	
						Osceola	_____	1	
<b>Arizona</b>				<b>Colorado</b>					
<i>Breakdown by County</i>				<i>Breakdown by County</i>					
Maricopa	_____	3	El Paso	_____	1	Volusia	_____	2	
			Jefferson	_____	1	Walton	_____	1	
<b>Arkansas</b>				Larimer	_____	2	Total	_____	20
<i>Breakdown by County</i>				Pueblo	_____	1			
Boone	_____	1	Total	_____	5	<b>Guam</b>			
Grant	_____	1				<i>Breakdown by County</i>			
Madison	_____	1				Guam	_____	2	
Pulaski	_____	1	<b>Connecticut</b>						
Total	_____	4	<i>Breakdown by County</i>				<b>Hawaii</b>		
			Fairfield	_____	2	<i>Breakdown by County</i>			
<b>Armed Forces Pacific</b>				New Haven	_____	1	Honolulu	_____	1
<i>Breakdown by County</i>				Total	_____	3			
Armed Forces Pacific	_____	1	<b>Delaware</b>				<b>Idaho</b>		
			<i>Breakdown by County</i>				<i>Breakdown by County</i>		
<b>California</b>				Kent	_____	1	Ada	_____	1
<i>Breakdown by County</i>				Sussex	_____	1			
Butte	_____	2	Total	_____	2	<b>Illinois</b>			
Contra Costa	_____	1				<i>Breakdown by County</i>			
Kern	_____	1				Clark	_____	1	
Los Angeles	_____	2	<b>Florida</b>				Cook	_____	7
Monterey	_____	1	<i>Breakdown by County</i>				Du Page	_____	1
Nevada	_____	1	Broward	_____	2	Effingham	_____	1	
Placer	_____	1	Columbia	_____	1	Henry	_____	1	
Sacramento	_____	1	Hillsborough	_____	2	Kane	_____	1	
			Indian River	_____	1	Mclean	_____	1	
			Lee	_____	2	White	_____	1	
			Leon	_____	1				

# STATE/COUNTY BREAKDOWN: US TERRITORY AND OUT-OF-TERRITORY STATES

<b>Illinois, continued</b>			<b>Louisiana</b>			<b>Michigan</b>		
<i>Breakdown by County</i>			<i>Breakdown by County</i>			<i>Breakdown by County</i>		
Will	_____	1	Beauregard	_____	1	Berrien	_____	2
Winnebago	_____	1	Orleans	_____	1	Clinton	_____	1
	Total	_____ 16	St. John The Baptist	_____	1	Genesee	_____	1
			Total	_____	3	Ingham	_____	1
<b>Indiana</b>			<b>Maine</b>					
<i>Breakdown by County</i>			<i>Breakdown by County</i>					
Allen	_____	1	Androscoggin	_____	1	Lapeer	_____	1
Boone	_____	2	Cumberland	_____	1	Lenawee	_____	1
Clay	_____	1	Washington	_____	2	Macomb	_____	1
Elkhart	_____	1	Total	_____	4	Mecosta	_____	1
Hamilton	_____	4				Saginaw	_____	1
Harrison	_____	1	<b>Maryland</b>			Washtenaw	_____	2
Hendricks	_____	1	<i>Breakdown by County</i>			Wayne	_____	3
Howard	_____	1	Anne Arundel	_____	1	Total	_____	16
Jay	_____	1	Baltimore	_____	1	<b>Minnesota</b>		
Jefferson	_____	1	Bathmore City	_____	2	<i>Breakdown by County</i>		
Montgomery	_____	1	Cecil	_____	1	Nicollet	_____	1
Morgan	_____	2	Frederick	_____	1	Ramsey	_____	1
Scott	_____	3	Prince Georges	_____	1	Total	_____	2
St. Joseph	_____	1	Total	_____	7	<b>Mississippi</b>		
	Total	_____ 21	<b>Massachusetts</b>			<i>Breakdown by County</i>		
			<i>Breakdown by County</i>			De Soto	_____	1
			Franklin	_____	1	Grenada	_____	1
			Hampden	_____	1	Hinds	_____	1
			Hampshire	_____	1	Jones	_____	1
	Total	_____ 3	Norfolk	_____	1	Oktibbeha	_____	1
			Suffolk	_____	2	Total	_____	5
			Worcester	_____	1			
			Total	_____	7			

# STATE/COUNTY BREAKDOWN: US TERRITORY AND OUT-OF-TERRITORY STATES

<b>Missouri</b> <i>Breakdown by County</i>			<b>New York, continued</b> <i>Breakdown by County</i>			<b>Rhode Island</b> <i>Breakdown by County</i>		
Newton	_____	1	Steuben	_____	2	Providence	_____	1
Phelps	_____	1	Warren	_____	1	<b>South Dakota</b> <i>Breakdown by County</i>		
Saint Louis	_____	1	Wyoming	_____	1	Minnehaha	_____	1
Saint Louis City	_____	3	Yates	_____	1	Perkins	_____	1
Taney	_____	1	<b>Total</b> _____ <b>16</b>			<b>Total</b> _____ <b>2</b>		
<b>Total</b> _____ <b>7</b>			<b>North Dakota</b> <i>Breakdown by County</i>					
<b>Nevada</b> <i>Breakdown by County</i>			<b>Bottineau</b> _____ <b>1</b>			<b>Texas</b> <i>Breakdown by County</i>		
Clark	_____	3	<b>Oregon</b> <i>Breakdown by County</i>			Gregg	_____	1
Lyon	_____	1	Clackamas	_____	1	Harris	_____	1
<b>Total</b> _____ <b>4</b>			Douglas	_____	1	Lubbock	_____	1
<b>New Hampshire</b> <i>Breakdown by County</i>			Grant	_____	1	Parker	_____	1
Cheshire	_____	1	Klamath	_____	1	Ward	_____	1
<b>New Jersey</b> <i>Breakdown by County</i>			Linn	_____	1	Williamson	_____	1
Hudson	_____	2	<b>Total</b> _____ <b>5</b>			<b>Total</b> _____ <b>6</b>		
Salem	_____	1	<b>Pennsylvania</b> <i>Breakdown by County</i>			<b>Utah</b> <i>Breakdown by County</i>		
<b>Total</b> _____ <b>3</b>			Allegheny	_____	1	Wasatch	_____	1
<b>New Mexico</b> <i>Breakdown by County</i>			Berks	_____	2	<b>Vermont</b> <i>Breakdown by County</i>		
Bernalillo	_____	1	Crawford	_____	1	Caledonia	_____	2
<b>New York</b> <i>Breakdown by County</i>			Franklin	_____	1	Orleans	_____	1
Chemung	_____	2	Lancaster	_____	2	Washington	_____	2
Lewis	_____	1	Lycoming	_____	1	Windsor	_____	1
Madison	_____	1	Mercer	_____	1	<b>Total</b> _____ <b>6</b>		
New York	_____	2	Montgomery	_____	1	<b>Washington</b> <i>Breakdown by County</i>		
Onondaga	_____	2	Tioga	_____	1	King	_____	1
Queens	_____	3	<b>Total</b> _____ <b>11</b>			Kitsap	_____	1
						<b>Total</b> _____ <b>2</b>		

# STATE/COUNTY BREAKDOWN: US TERRITORY AND OUT-OF-TERRITORY STATES

## Wisconsin

*Breakdown by County*

Dane	_____	1
Milwaukee	_____	1
Richland	_____	1
Rock	_____	1
Total	_____	4

## Wyoming

*Breakdown by County*

Sweetwater	_____	1
------------	-------	---

# First-Year Students



## 2012 FIRST-YEAR STUDENT ENROLLMENT BY CONTINENT



NOTE: The country of origin is based on application data, but does not necessarily reflect nationality or ethnicity.

**2012 FIRST-YEAR STUDENTS (391)  
CONTINENT/COUNTRYBREAKDOWN**

**Africa**

*Breakdown by Country*

Cameroon	_____	1
Dem. Rep. of the Congo	_____	2
Egypt	_____	1
Ethiopia	_____	2
Ghana	_____	1
Tanzania	_____	1
Uganda	_____	1
Zimbabwe	_____	1
<b>Total</b>	<b>_____</b>	<b>10</b>

**Europe**

*Breakdown by Country*

Georgia	_____	1
Moldova	_____	1
Ukraine	_____	1
<b>Total</b>	<b>_____</b>	<b>3</b>

**North America**

*Breakdown by Country*

Haiti	_____	1
St. Lucia	_____	1
United States	_____	365
<b>Total</b>	<b>_____</b>	<b>367</b>

**Asia**

*Breakdown by Country*

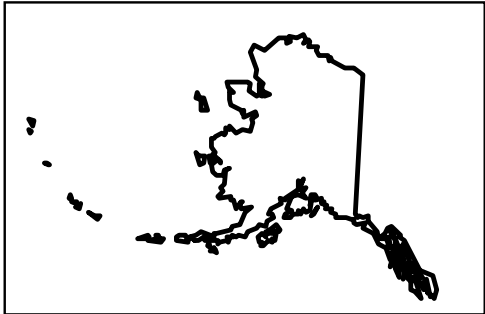
Afghanistan	_____	2
Bangladesh	_____	1
Burma	_____	1
China	_____	1
Iran	_____	1
Pakistan	_____	1
Vietnam	_____	1
<b>Total</b>	<b>_____</b>	<b>8</b>

**South America**

*Breakdown by Country*

Bolivia	_____	2
Chile	_____	1
<b>Total</b>	<b>_____</b>	<b>3</b>

2012 FIRST-YEAR STUDENT ENROLLMENT FROM THE UNITED STATES



# 2012 First-Year Students (391) State/County and U.S. Territory Breakdown (N = 365)

<b>Alabama</b> <i>Breakdown by County</i>	<b>Georgia, continued</b> <i>Breakdown by County</i>	<b>Kentucky, continued</b> <i>Breakdown by County</i>
DeKalb* _____ 1	De Kalb _____ 1	Breathitt* _____ 1
Jackson* _____ 1	Fulton _____ 3	Bullitt* _____ 2
Jefferson* _____ 13	Gordon* _____ 1	Campbell* _____ 2
Madison* _____ 1	Gwinnett _____ 1	Carroll* _____ 2
Marshall* _____ 1	Habersham* _____ 1	Casey* _____ 4
Morgan* _____ 4	Newton _____ 1	Christian* _____ 1
Total _____ 21	Walker* _____ 1	Clark* _____ 3
	Total _____ 15	Clay* _____ 5
		Clinton* _____ 3
<b>Arizona</b> <i>Breakdown by County</i>	<b>Illinois</b> <i>Breakdown by County</i>	Davies* _____ 3
Maricopa _____ 1	Cook _____ 3	Estill* _____ 4
	Effingham _____ 1	Fayette* _____ 7
<b>Arkansas</b> <i>Breakdown by County</i>	McClean _____ 1	Floyd* _____ 1
Grant _____ 1	Total _____ 5	Franklin* _____ 1
		Fulton* _____ 1
<b>California</b> <i>Breakdown by County</i>	<b>Indiana</b> <i>Breakdown by County</i>	Garrard* _____ 1
Butte _____ 1	Hamilton _____ 1	Grant* _____ 2
Los Angeles _____ 1	Scott _____ 1	Grayson* _____ 1
Total _____ 2	Total _____ 2	Green* _____ 1
		Greenup* _____ 3
<b>Florida</b> <i>Breakdown by County</i>	<b>Kentucky</b> <i>Breakdown by County</i>	Hardin* _____ 2
Palm Beach _____ 2	Allen* _____ 3	Hart* _____ 1
Walton _____ 1	Anderson* _____ 2	Henry* _____ 1
Total _____ 3	Barren* _____ 1	Hopkins* _____ 1
	Bell* _____ 1	Jefferson* _____ 19
<b>Georgia</b> <i>Breakdown by County</i>	Boone* _____ 2	Jessamine* _____ 4
Catoosa* _____ 2	Bourbon* _____ 1	Kenton* _____ 6
Chattooga* _____ 1	Boyle* _____ 1	Knox* _____ 2
Clayton _____ 1	Bracken* _____ 3	Larue* _____ 1
Cobb _____ 2		

\*Denotes In-Territory county.

# 2012 First-Year Students (391)

## State/County and U.S. Territory Breakdown (N = 365)

<b>Kentucky, continued</b> <i>Breakdown by County</i>	<b>Kentucky, continued</b> <i>Breakdown by County</i>	<b>New York</b> <i>Breakdown by County</i>
Laurel* _____ 2	Wayne* _____ 3	Lewis _____ 1
Lee* _____ 1	Whitley* _____ 3	Madison _____ 1
Lewis* _____ 1	Wolfe* _____ 2	New York _____ 2
Lincoln* _____ 6	Woodford* _____ 2	Total _____ 4
Logan* _____ 1	Total _____ 176	
Lyon* _____ 2		<b>North Carolina</b> <i>Breakdown by County</i>
Madison* _____ 13	<b>Maine</b> <i>Breakdown by County</i>	Avery* _____ 1
Magoffin* _____ 1	Androscoggin _____ 1	Buncombe* _____ 2
Mason* _____ 2	Washington _____ 1	Cabarrus _____ 1
McCracken* _____ 1	Total _____ 2	Catawba _____ 1
McCreary* _____ 1		Cherokee* _____ 1
Meade* _____ 1	<b>Michigan</b> <i>Breakdown by County</i>	Henderson* _____ 2
Menifee* _____ 1	Berrien _____ 1	Macon* _____ 1
Mercer* _____ 1	Macomb _____ 1	Mecklenburg _____ 1
Monroe* _____ 1	Total _____ 2	Mitchell* _____ 2
Montgomery* _____ 2		Rutherford* _____ 1
Nelson* _____ 1	<b>Minnesota</b> <i>Breakdown by County</i>	Stanly _____ 1
Nicholas* _____ 1	Ramsey _____ 1	Swain* _____ 2
Pike* _____ 1		Union _____ 1
Pulaski* _____ 6	<b>Missouri</b> <i>Breakdown by County</i>	Wilkes* _____ 1
Rockcastle* _____ 4	Saint Louis City _____ 1	Yancey* _____ 4
Russell* _____ 1		Total _____ 22
Scott* _____ 1	<b>Nevada</b> <i>Breakdown by County</i>	
Shelby* _____ 3	Clark _____ 1	<b>Ohio</b> <i>Breakdown by County</i>
Simpson* _____ 2		Brown* _____ 5
Spencer* _____ 1	<b>New Hampshire</b> <i>Breakdown by County</i>	Butler _____ 1
Taylor* _____ 2	Cheshire _____ 1	Clermont* _____ 2
Trigg* _____ 3		Clinton _____ 2
Warren* _____ 3		Cuyahoga _____ 1
Washington* _____ 1		Delaware _____ 1

\*Denotes In-Territory county.

# 2012 First-Year Students (391)

## State/County and U.S. Territory Breakdown (N = 365)

<b>Ohio, continued</b>		<b>Tennessee, continued</b>		<b>Virginia, continued</b>	
<i>Breakdown by County</i>		<i>Breakdown by County</i>		<i>Breakdown by County</i>	
Fairfield	1	Johnson*	1	Wythe*	1
Franklin	1	Knox*	3	Total	17
Hamilton*	12	Lawrence	1	<b>West Virginia</b>	
Licking	1	Monroe*	1	<i>Breakdown by County</i>	
Marion	1	Morgan*	1	Boone*	2
Scioto*	2	Putnam*	2	Cabell*	1
Van Wert	1	Sevier*	3	Fayette*	1
Vinton*	1	Smith*	1	Harrison*	2
Washington*	2	Sullivan*	2	Kanawha*	1
Total	34	Unicoi*	1	Marion*	1
<b>Pennsylvania</b>		Weakley	1	Mercer*	1
<i>Breakdown by County</i>		Williamson	1	Preston*	1
Allegheny	1	Total	29	Randolph*	1
<b>South Carolina</b>		<b>Texas</b>		Summers*	1
<i>Breakdown by County</i>		<i>Breakdown by County</i>		Wayne*	1
Aiken	1	Lubbock	1	Wirt*	1
Greenville*	1	<b>Vermont</b>		Wood*	1
Pickens*	1	<i>Breakdown by County</i>		Total	15
Spartanburg*	1	Caledonia	1	<b>Wisconsin</b>	
Total	4	<b>Virginia</b>		<i>Breakdown by County</i>	
<b>Tennessee</b>		<i>Breakdown by County</i>		Milwaukee	1
<i>Breakdown by County</i>		Clarke*	1	Richland	1
Anderson*	3	Dickenson*	2	Rock	1
Campbell*	1	Lee*	1	Total	3
Carter*	1	Louisa	1		
Claiborne*	1	Radford City	2		
Cocke*	2	Russell*	3		
Davidson	1	Tazewell*	5		
Greene*	1	Washington*	1		
Jefferson*	1				

\*Denotes In-Territory county.

# Transfer Students

## 2012 TRANSFER STUDENT ENROLLMENT BY CONTINENT



NOTE: The country of origin is based on application data, but does not necessarily reflect nationality or ethnicity.



**2012 TRANSFER STUDENTS (47)  
CONTINENT/COUNTRY BREAKDOWN**

**Africa**  
*Breakdown by Country*

Kenya	_____	1
Zimbabwe	_____	1
<b>Total</b>	<b>_____</b>	<b>2</b>

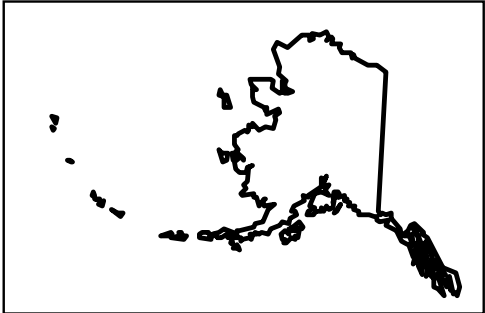
**North America**  
*Breakdown by Country*

United States	_____	45
<b>Total</b>	<b>_____</b>	<b>45</b>

2012 TRANSFER STUDENT ENROLLMENT FROM THE UNITED STATES



1 - Delaware



# 2012 Transfer Students (47)

## State/County and U.S. Territory Breakdown (N = 45)

<p style="text-align: center;"><b>Connecticut</b> <i>Breakdown by County</i></p> <p>New Haven _____ 1</p>	<p style="text-align: center;"><b>Louisiana</b> <i>Breakdown by County</i></p> <p>Orleans _____ 1</p>	<p style="text-align: center;"><b>Tennessee</b> <i>Breakdown by County</i></p> <p>Davidson _____ 1</p> <p>Rutherford _____ 1</p> <p>Washington* _____ 1</p> <p style="text-align: right;">Total _____ 3</p>
<p style="text-align: center;"><b>Delaware</b> <i>Breakdown by County</i></p> <p>Sussex _____ 1</p>	<p style="text-align: center;"><b>Massachusetts</b> <i>Breakdown by County</i></p> <p>Suffolk _____ 1</p>	
<p style="text-align: center;"><b>Georgia</b> <i>Breakdown by County</i></p> <p>Floyd* _____ 1</p> <p>Fulton _____ 1</p> <p style="text-align: right;">Total _____ 2</p>	<p style="text-align: center;"><b>Michigan</b> <i>Breakdown by County</i></p> <p>Lenawee _____ 1</p>	<p style="text-align: center;"><b>Utah</b> <i>Breakdown by County</i></p> <p>Wasatch _____ 1</p>
<p style="text-align: center;"><b>Indiana</b> <i>Breakdown by County</i></p> <p>Howard _____ 1</p>	<p style="text-align: center;"><b>New Mexico</b> <i>Breakdown by County</i></p> <p>Bernalillo _____ 1</p>	<p style="text-align: center;"><b>Virginia</b> <i>Breakdown by County</i></p> <p>Caroline _____ 1</p> <p>Charlottesville City _____ 1</p> <p style="text-align: right;">Total _____ 2</p>
<p style="text-align: center;"><b>Kentucky</b> <i>Breakdown by County</i></p> <p>Bourbon* _____ 1</p> <p>Boyd* _____ 1</p> <p>Casey* _____ 1</p> <p>Fayette* _____ 2</p> <p>Gallatin* _____ 1</p> <p>Hardin* _____ 1</p> <p>Harrison* _____ 2</p> <p>Hopkins* _____ 2</p> <p>Jessamine* _____ 1</p> <p>Letcher* _____ 2</p> <p>Madison* _____ 3</p> <p>Muhlenberg* _____ 1</p> <p>Owsley* _____ 1</p> <p>Pulaski* _____ 1</p> <p style="text-align: right;">Total _____ 20</p>	<p style="text-align: center;"><b>New York</b> <i>Breakdown by County</i></p> <p>Onondaga _____ 1</p> <p>Queens _____ 1</p> <p style="text-align: right;">Total _____ 2</p>	<p style="text-align: center;"><b>Washington</b> <i>Breakdown by County</i></p> <p>Kitsap _____ 1</p>
	<p style="text-align: center;"><b>North Carolina</b> <i>Breakdown by County</i></p> <p>Graham* _____ 1</p>	<p style="text-align: center;"><b>West Virginia</b> <i>Breakdown by County</i></p> <p>Greenbrier* _____ 1</p>
	<p style="text-align: center;"><b>Ohio</b> <i>Breakdown by County</i></p> <p>Clinton _____ 1</p> <p>Montgomery _____ 1</p> <p>Preble _____ 1</p> <p>Stark _____ 1</p> <p style="text-align: right;">Total _____ 4</p>	
	<p style="text-align: center;"><b>Oregon</b> <i>Breakdown by County</i></p> <p>Klamath _____ 1</p>	

\*Denotes In-Territory county.