

Berea College

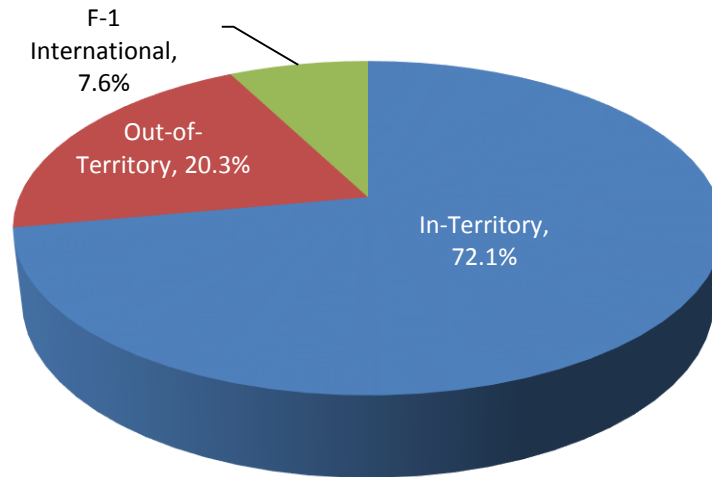


Office of Institutional Research and
Assessment

FALL 2014 DEGREE-SEEKING STUDENT ENROLLMENT GEOGRAPHIC DISTRIBUTION BY TERRITORY

Total Headcount Enrollment	1,621
Degree-Seeking Students	(1,577)
Non-Degree-Seeking Students	(44)

Degree-Seeking Students by Territory Designation at Entry:			
In-Territory	Out-of-Territory	F-1 International	Total
1,137 (72.1%)	320 (20.3%)	120 (7.6%)	1,577 (100%)



NOTE: The category "F-1 International" does not include all students who come to the College from other countries or with substantial international experience. For example, "permanent residents" who may be asylees or refugees are counted as "In-Territory" or "Out-of-Territory" rather than "F- 1 International" depending on residence at the time of application. These students are eligible for federal financial aid that F-1 International students cannot legally receive. In Fall 2014, forty two (42) Berea College students were designated as "permanent residents." Also, there are 5 F-1 International students enrolled as exchange students (non-degree-seeking) this fall.

Non-Degree-Seeking Students by Category:	
Berea Community School	21
Community (Special)	10
EKU Exchange	2
Employee	4
Madison Southern High School	2
Post-Graduate	0
Transient/Exchange	<u>5</u>
Subtotal	44

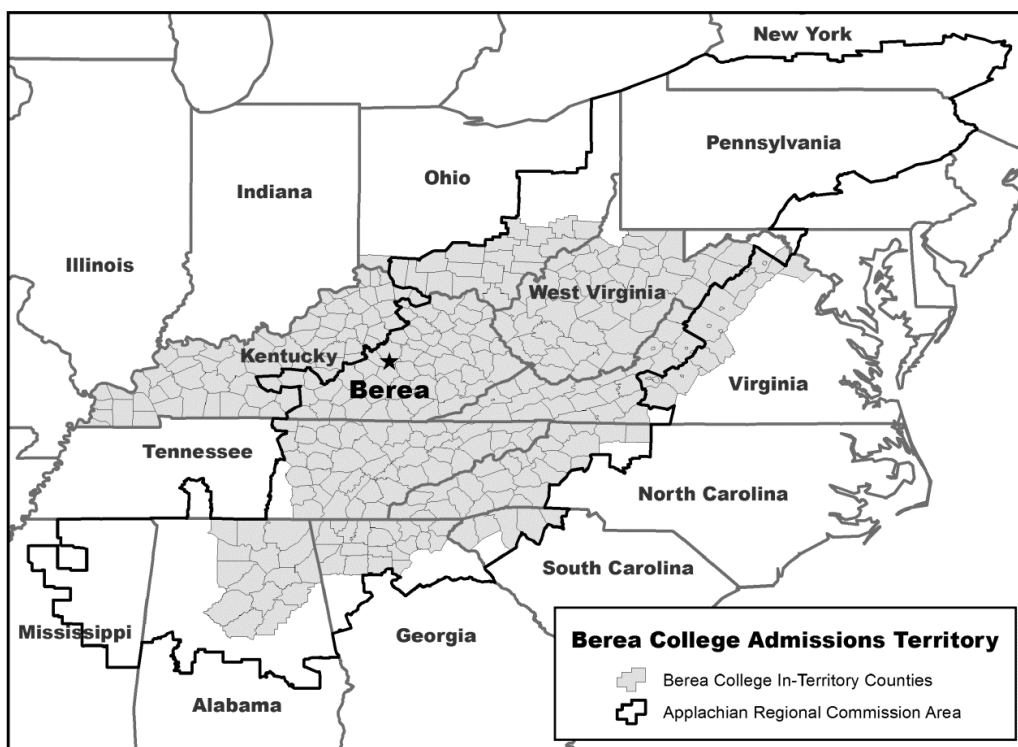
TOTAL STATES, TERRITORIES, AND COUNTRIES REPRESENTED FALL 2014 DEGREE-SEEKING ENROLLMENT

- 43 different states
- 2 U.S. Territories (American Samoa, Guam)
- Armed Forces (Europe)
- 62 countries other than the U.S.

DEFINITIONS OF TERRITORY CATEGORIES

Berea College students are characterized at term of entry by one of three "geographical" categories. They are:

- *In-Territory*: Students who come from much of the Appalachian region and all of Kentucky within the white area in the map below. In-Territory also includes permanent residents (a non-citizen who has formally established residency in the U.S.) and refugees who reside in the territory.
- *Out-of-Territory*: Students who come from outside the In-Territory area, including U.S. Citizens living in foreign countries. Out-of-Territory also includes permanent residents (a non-citizen who has formally established residency in the U.S.) and refugees who reside out of the territory.
- *F-1 International*: Students who are not U.S. Citizens, permanent residents, or refugees.



NOTE: The *Appalachian Regional Commission (ARC) Area*, as defined in ARC's authorizing legislation, is a 205,000-square-mile region that follows the spine of the Appalachian Mountains from southern New York to northern Mississippi. It includes all of West Virginia and parts of 12 other states: Alabama, Georgia, Kentucky, Maryland, Mississippi, New York, North Carolina, Ohio, Pennsylvania, South Carolina, Tennessee, and Virginia. Forty-two percent of the Region's population is rural, compared with 20 percent of the national population. The region includes 420 counties in 13 states and is home to more than 25 million people.

All Students

2014 FALL ENROLLMENT BY CONTINENT



NOTE: The country of origin is based on application data, but does not necessarily reflect nationality or ethnicity.

**NUMBER OF STUDENTS ENROLLED FROM
OUTSIDE THE UNITED STATES AND U.S. TERRITORIES**

Country	Out of Territory	F-1 International	Total
Afghanistan	0	7	7
Bangladesh	1	3	4
Bolivia	0	3	3
Brazil	0	1	1
Bulgaria	0	1	1
Burkina Faso	0	1	1
Burma	0	3	3
Cambodia	0	1	1
Cameroon	0	1	1
Chile	0	1	1
China	0	2	2
Colombia	0	1	1
Congo	1	2	3
Costa Rica	1	0	1
Egypt	0	1	1
Ethiopia	0	6	6
Gambia	0	1	1
Georgia	0	2	2
Germany	0	1	1
Ghana	0	4	4
Greece	0	1	1
Guatemala	0	1	1
Haiti	0	5	5
Honduras	0	2	2
India	0	2	2
Indonesia	0	1	1
Iran	0	2	2
Iraq	0	2	2
Japan	1	0	1
Kenya	0	6	6
Kosovo	0	1	1

Country	Out of Territory	F-1 International	Total
Lebanon	0	1	1
Mauritius	0	1	1
Moldova	0	3	3
Mongolia	0	2	2
Morocco	0	1	1
Nepal	0	3	3
Nigeria	0	3	3
Pakistan	0	2	2
Peru	0	1	1
Russia	0	1	1
Rwanda	0	2	2
Saudi Arabia	0	1	1
South Africa	0	1	1
South Korea	0	1	1
Spain	0	1	1
Sri Lanka	0	2	2
St. Lucia	0	1	1
Sudan	0	1	1
Swaziland	0	1	1
Tanzania	0	2	2
Tibet, The Former	0	4	4
Tunisia	0	1	1
Turkmenistan	0	1	1
Uganda	0	2	2
Ukraine	0	2	2
Uruguay	1	0	1
Uzbekistan	0	2	2
Vietnam	0	4	4
Yemen	0	2	2
Zambia	0	2	2
Zimbabwe	0	4	4
TOTAL for 62 countries	5	120	125

CONTINENT/COUNTRY BREAKDOWN

Africa (20 countries)

Breakdown by Country

Burkina Faso	_____	1
Cameroon	_____	1
Congo	_____	3
Egypt	_____	1
Ethiopia	_____	6
Gambia	_____	1
Ghana	_____	4
Kenya	_____	6
Mauritius	_____	1
Morocco	_____	1
Nigeria	_____	3
Rwanda	_____	2
South Africa	_____	1
Sudan	_____	1
Swaziland	_____	1
Tanzania	_____	2
Tunisia	_____	1
Uganda	_____	2
Zambia	_____	2
Zimbabwe	_____	4
Total	_____	44

Asia (23 countries)

Breakdown by Country

Afghanistan	_____	7
Bangladesh	_____	4
Burma	_____	3
Cambodia	_____	1
China	_____	2
India	_____	2

Asia, continued

Breakdown by Country

Indonesia	_____	1
Iran	_____	2
Iraq	_____	2
Japan	_____	1
Lebanon	_____	1
Mongolia	_____	2
Nepal	_____	3
Pakistan	_____	2
Russia	_____	1
Saudi Arabia	_____	1
South Korea	_____	1
Sri Lanka	_____	2
Tibet, The Former	_____	4
Turkmenistan	_____	1
Uzbekistan	_____	2
Vietnam	_____	4
Yemen	_____	2
Total	_____	51

Europe (8 countries)

Breakdown by Country

Bulgaria	_____	1
Georgia	_____	2
Germany	_____	1
Greece	_____	1
Kosovo	_____	1
Moldova	_____	3
Spain	_____	1
Ukraine	_____	2
Total	_____	12

North America (6 countries)

Breakdown by Country

Costa Rica	_____	1
Guatemala	_____	1
Haiti	_____	5
Honduras	_____	2
St. Lucia	_____	1
United States	_____	1,452
Total	_____	1,462

South America (6 countries)

Breakdown by Country

Bolivia	_____	3
Brazil	_____	1
Chile	_____	1
Colombia	_____	1
Peru	_____	1
Uruguay	_____	1
Total	_____	8

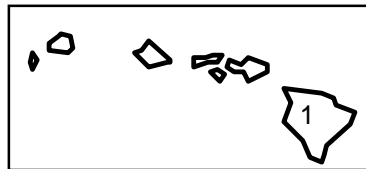
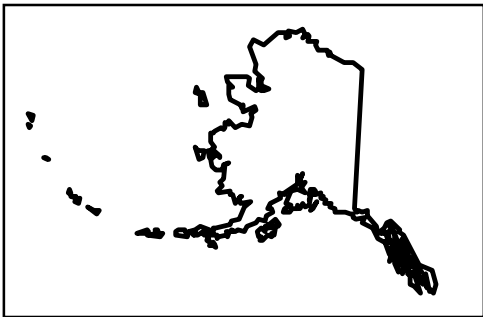
Grand Total _____ **1,577**

Note: The country of origin is based on application data, but does not necessarily reflect nationality or ethnicity.

2014 FALL ENROLLMENT FROM THE UNITED STATES AND ITS TERRITORIES



6 (Maryland)
2 (Delaware)



U.S. Territories and Military

Armed Forces Europe:	1
American Samoa:	2
Guam:	1

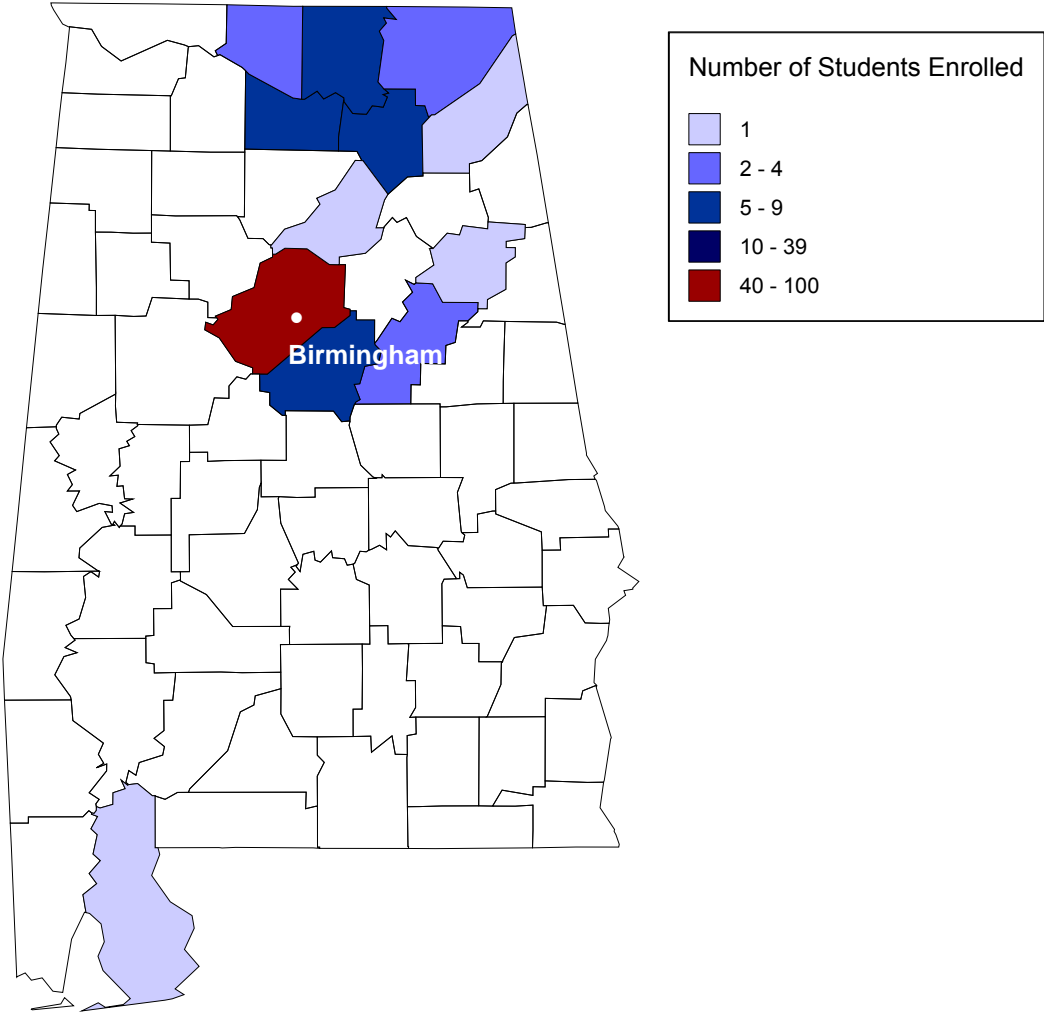
**NUMBER OF STUDENTS ENROLLED FROM
THE UNITED STATES (43 STATES), U.S. TERRITORIES (2 TERRITORIES), AND THE ARMED FORCES**

State	In Territory*	Out of Territory*	Total
Alabama	91	1	92
American Samoa (U.S. Territory)	0	2	2
Arizona	0	8	8
Arkansas	0	2	2
Armed Forces Europe	0	1	1
California	0	11	11
Colorado	0	6	6
Delaware	0	2	2
Florida	0	18	18
Georgia	16	40	56
Guam (U.S. Territory)	0	1	1
Hawaii	0	1	1
Idaho	0	1	1
Illinois	0	9	9
Indiana	0	13	13
Iowa	0	5	5
Kentucky	674	0	674
Maine	0	2	2
Maryland	0	6	6
Massachusetts	0	2	2
Michigan	0	14	14
Minnesota	0	2	2
Mississippi	0	3	3

State	In Territory*	Out of Territory*	Total
Missouri	0	3	3
Montana	0	1	1
Nevada	0	2	2
New Hampshire	0	1	1
New Jersey	0	2	2
New Mexico	0	1	1
New York	0	14	14
North Carolina	66	13	79
North Dakota	0	1	1
Ohio	71	51	122
Oregon	0	3	3
Pennsylvania	0	10	10
South Carolina	6	5	11
South Dakota	0	2	2
Tennessee	101	29	130
Texas	0	7	7
Utah	0	1	1
Vermont	0	3	3
Virginia	62	8	70
Washington	0	1	1
West Virginia	50	2	52
Wisconsin	0	4	4
Wyoming	0	1	1
TOTAL	1,137	320	1,452

*Includes permanent residents (a non-citizen who has formerly established residency in the U.S.) and refugees.

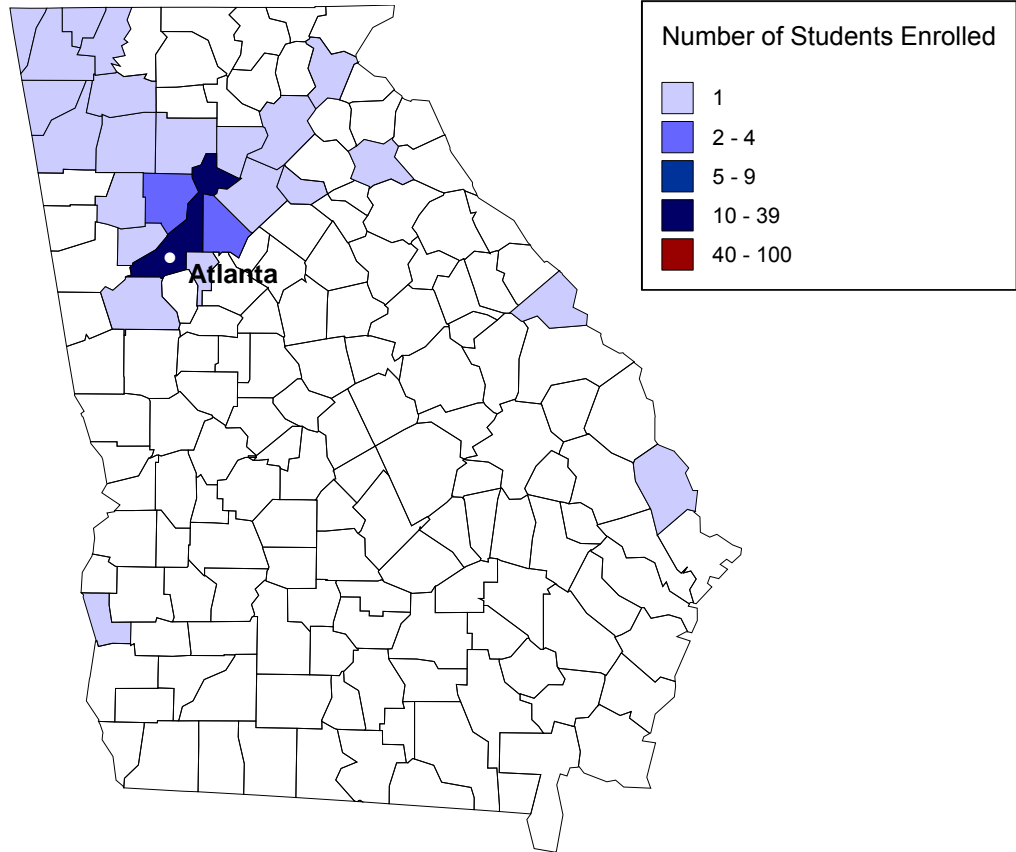
ALABAMA



Baldwin	_____	1	Jackson*	_____	2	Marshall*	_____	7
Blount*	_____	1	Jefferson*	_____	55	Morgan*	_____	9
Calhoun*	_____	1	Limestone*	_____	2	Shelby*	_____	5
Dekalb*	_____	1	Madison*	_____	5	Talladega*	_____	3
Total							_____	92

*Denotes In-Territory county.

GEORGIA

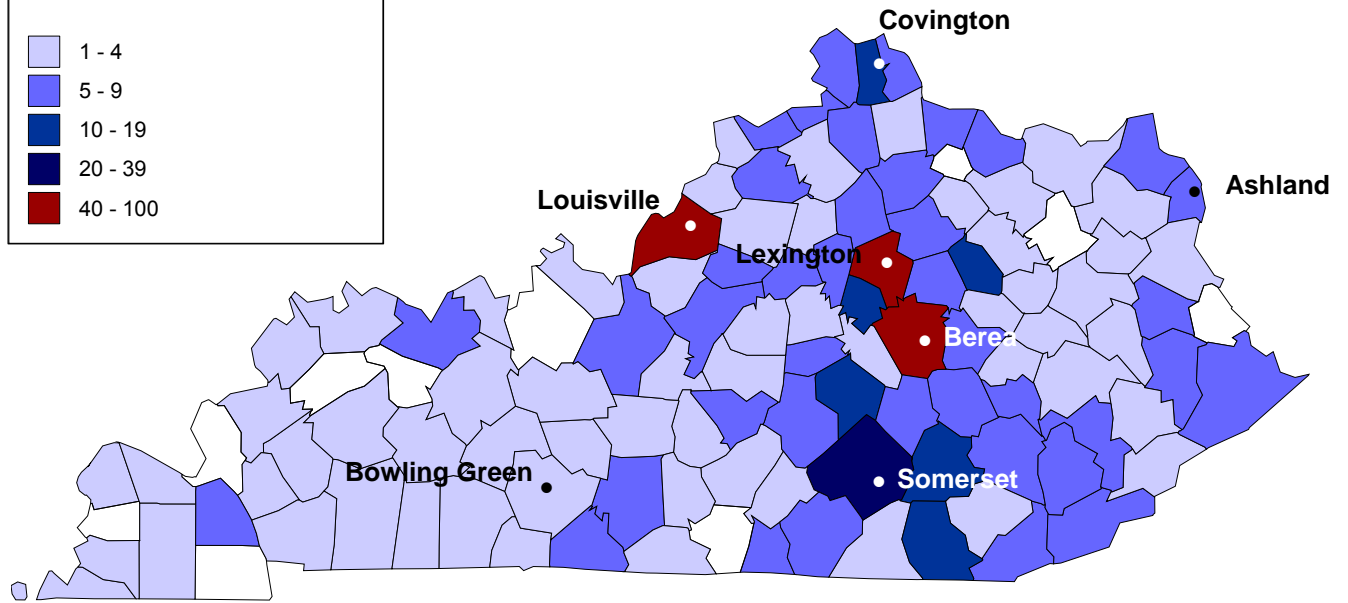
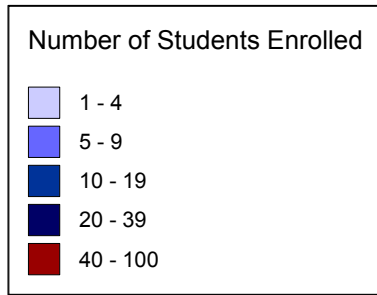


Barrow	_____	2	Dade*	_____	1	Gwinnett	_____	3
Bartow*	_____	2	De Kalb	_____	6	Habersham*	_____	2
Catoosa*	_____	2	Effingham	_____	1	Hall	_____	1
Chattooga*	_____	1	Douglas	_____	1	Madison	_____	1
Cherokee*	_____	1	Floyd*	_____	1	Paulding	_____	1
Clay	_____	1	Forsyth*	_____	1	Richmond	_____	1
Clayton	_____	3	Fulton	_____	13	Walker*	_____	2
Cobb	_____	5	Gordon*	_____	2	Whitfield*	_____	1
Coweta	_____	1						

Total _____ **56**

*Denotes In-Territory county.

KENTUCKY



Adair*	_____	2	Clark*	_____	9	Hardin*	_____	6
Allen*	_____	6	Clay*	_____	8	Harlan*	_____	7
Anderson*	_____	6	Clinton*	_____	8	Harrison*	_____	5
Ballard*	_____	1	Crittenden*	_____	2	Hart*	_____	1
Barren*	_____	6	Daviess*	_____	5	Henderson*	_____	1
Bath*	_____	3	Edmonson*	_____	1	Henry*	_____	6
Bell*	_____	6	Elliott*	_____	1	Hickman*	_____	1
Boone*	_____	7	Estill*	_____	9	Hopkins*	_____	3
Bourbon*	_____	5	Fayette*	_____	45	Jackson*	_____	7
Boyd*	_____	8	Fleming*	_____	4	Jefferson*	_____	70
Boyle*	_____	9	Floyd*	_____	6	Jessamine*	_____	17
Bracken*	_____	6	Franklin*	_____	4	Johnson*	_____	6
Breathitt*	_____	3	Fulton*	_____	1	Kenton*	_____	14
Bullitt*	_____	2	Gallatin*	_____	5	Knott*	_____	2
Butler*	_____	1	Garrard*	_____	2	Knox*	_____	4
Caldwell*	_____	2	Grant*	_____	6	Larue*	_____	1
Campbell*	_____	6	Graves*	_____	1	Laurel*	_____	15
Carroll*	_____	7	Grayson*	_____	4	Lawrence*	_____	1
Carter*	_____	2	Green*	_____	1	Lee*	_____	2
Casey*	_____	6	Greenup*	_____	6	Leslie*	_____	5
Christian*	_____	3	Hancock*	_____	2	Letcher*	_____	3

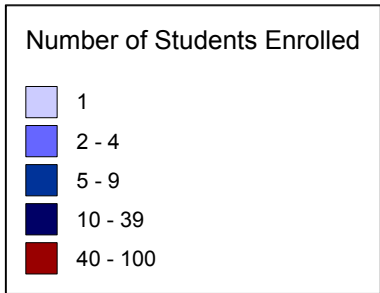
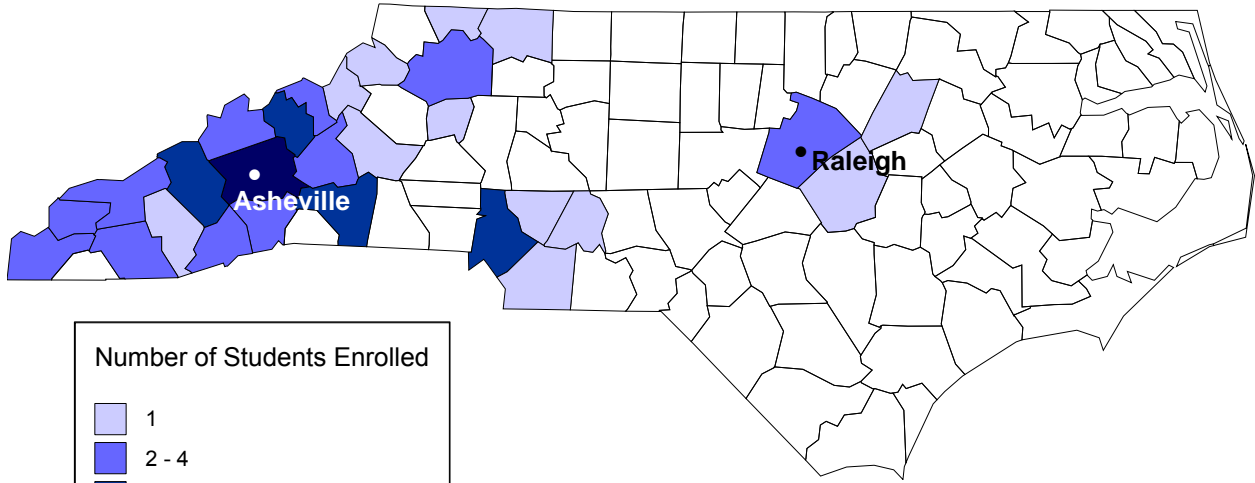
*Denotes In-Territory county.

KENTUCKY, continued

Lewis* _____	3	Morgan* _____	2	Scott* _____	7
Lincoln* _____	12	Muhlenberg* _____	1	Shelby* _____	4
Logan* _____	2	Nelson* _____	7	Simpson* _____	4
Lyon* _____	2	Nicholas* _____	1	Spencer* _____	5
Madison* _____	68	Ohio* _____	2	Taylor* _____	6
Magoffin* _____	2	Oldham* _____	4	Todd* _____	1
Marion* _____	1	Owen* _____	1	Trigg* _____	4
Marshall* _____	5	Owsley* _____	5	Trimble* _____	1
Mason* _____	6	Pendleton* _____	2	Union* _____	2
McCracken* _____	3	Perry* _____	6	Warren* _____	4
McCreary* _____	3	Pike* _____	7	Washington* _____	1
Meade* _____	1	Powell* _____	1	Wayne* _____	6
Menifee* _____	1	Pulaski* _____	26	Whitley* _____	14
Mercer* _____	3	Rockcastle* _____	8	Wolfe* _____	3
Metcalfe* _____	1	Russell* _____	3	Woodford* _____	5
Monroe* _____	1				
Montgomery* _____	13				
				Total _____	674

*Denotes In-Territory county.

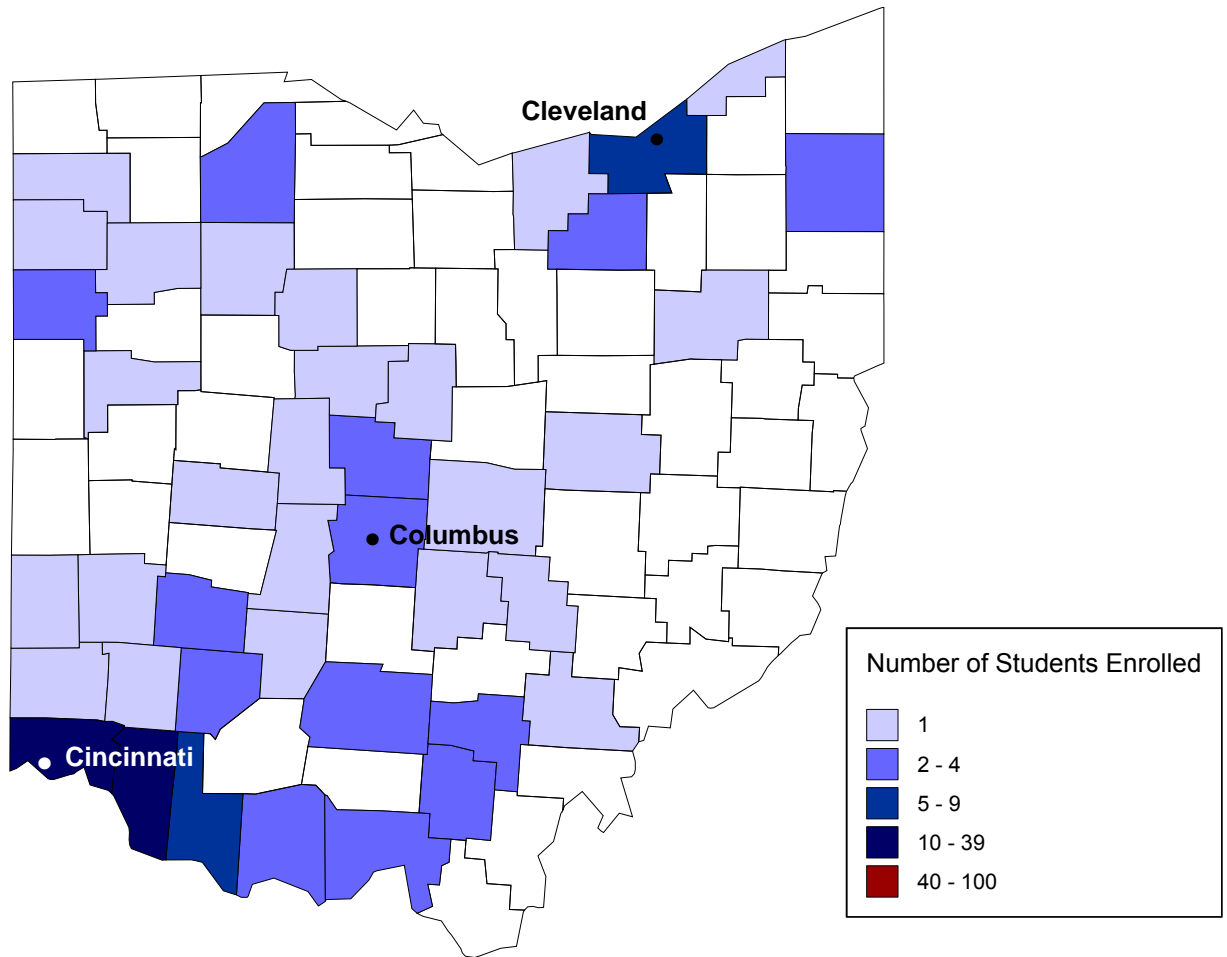
NORTH CAROLINA



Alexander*	_____	1	Jackson*	_____	1	Stanly	_____	1
Alleghany*	_____	1	Johnston	_____	1	Surry*	_____	1
Avery*	_____	1	Macon*	_____	3	Swain*	_____	2
Buncombe*	_____	10	Madison*	_____	2	Transylvania*	_____	4
Burke*	_____	1	McDowell*	_____	2	Union	_____	1
Cabarrus	_____	1	Mecklenburg	_____	6	Wake	_____	2
Cherokee*	_____	3	Mitchell*	_____	4	Watauga*	_____	1
Graham*	_____	3	Nash	_____	1	Wilkes*	_____	3
Haywood*	_____	5	Rutherford*	_____	5	Yancey*	_____	9
Henderson*	_____	4						
Total							_____	79

*Denotes In-Territory county.

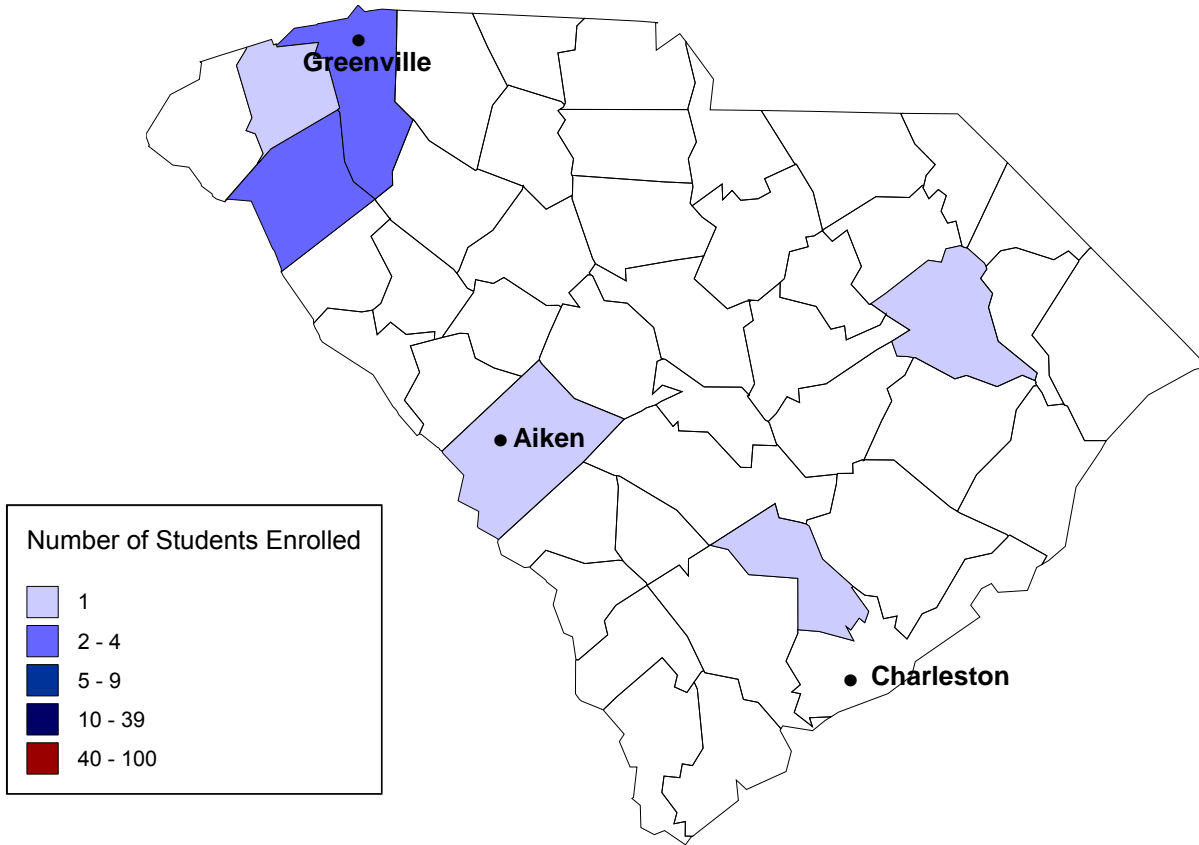
OHIO



Adams*	_____	2	Franklin	_____	3	Perry*	_____	1
Athens*	_____	1	Greene	_____	2	Preble	_____	1
Auglaize	_____	1	Hamilton*	_____	37	Putnam	_____	1
Brown*	_____	9	Hancock	_____	1	Ross*	_____	3
Butler	_____	1	Jackson*	_____	3	Scioto*	_____	3
Champaign	_____	1	Lake	_____	1	Stark	_____	1
Clermont*	_____	10	Licking	_____	1	Trumbull	_____	2
Clinton	_____	5	Lorain	_____	1	Union	_____	1
Coshocton	_____	1	Madison	_____	1	Van Wert	_____	3
Cuyahoga	_____	8	Marion	_____	1	Vinton*	_____	2
Defiance	_____	1	Medina	_____	2	Warren	_____	1
Delaware	_____	2	Montgomery	_____	1	Wood	_____	2
Fairfield	_____	1	Morrow	_____	1	Wyandot	_____	1
Fayette	_____	1	Paulding	_____	1			
						TOTAL	_____	122

*Denotes In-Territory county

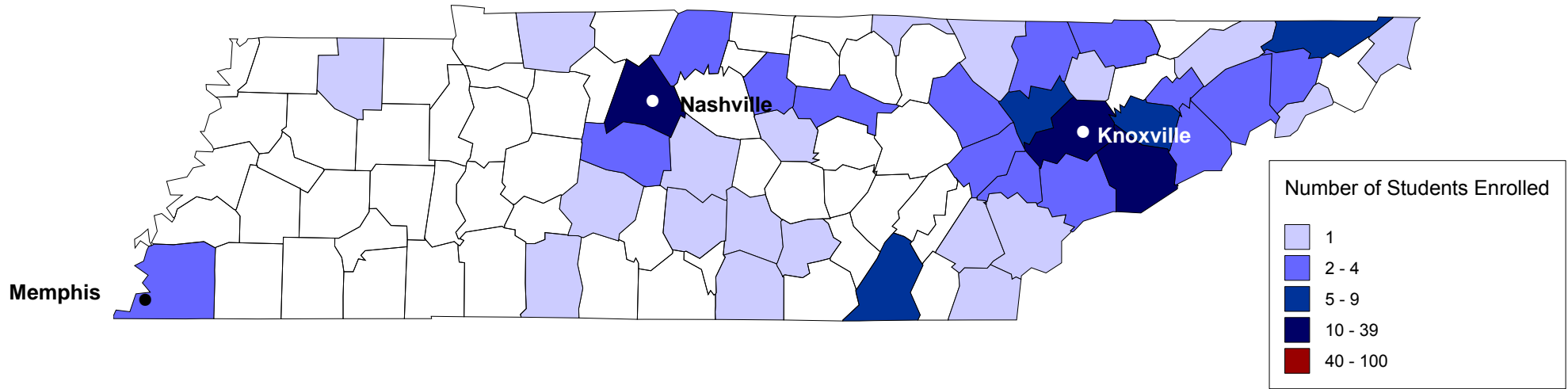
SOUTH CAROLINA



Aiken	_____	1	Dorchester	_____	1	Greenville*	_____	5
Anderson	_____	2	Florence	_____	1	Pickens*	_____	1
Total							_____	11

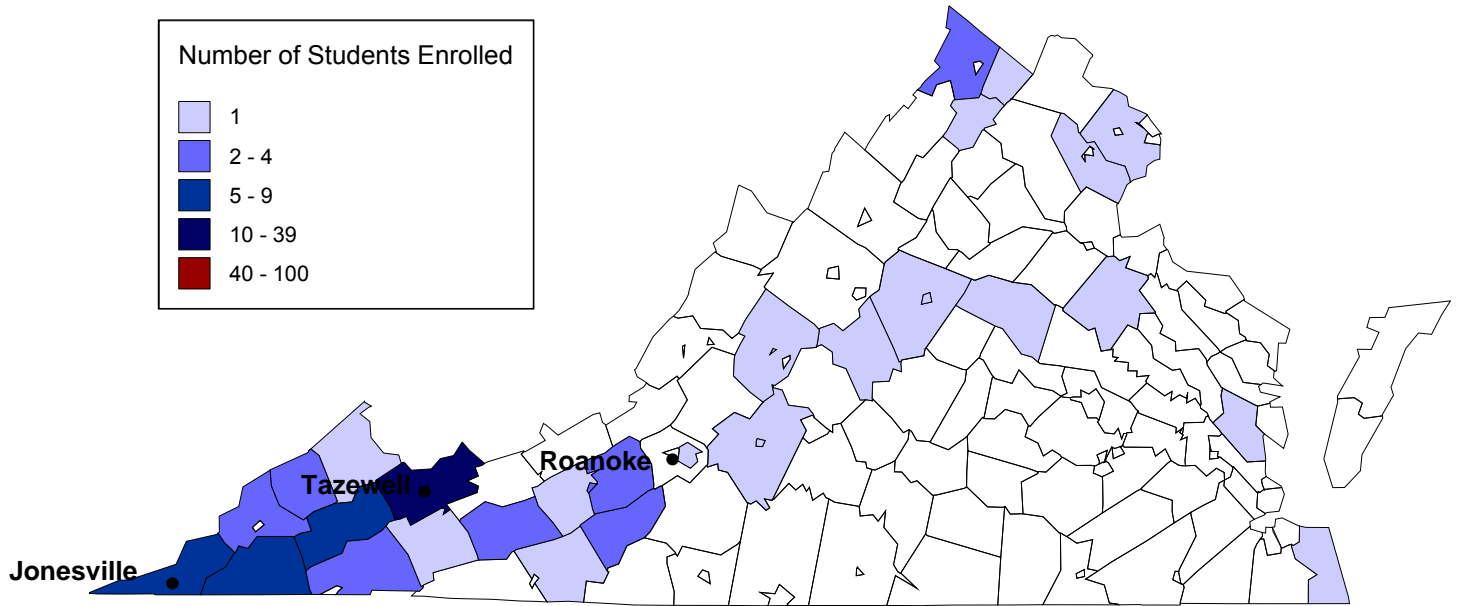
*Denotes In-Territory county.

TENNESSEE



Anderson*	_____	7	Grundy*	_____	1	Monroe*	_____	1	Sevier*	_____	10
Bedford	_____	1	Hamblen*	_____	2	Montgomery	_____	1	Shelby	_____	3
Blount*	_____	4	Hamilton*	_____	9	Morgan*	_____	4	Smith*	_____	3
Campbell*	_____	2	Hawkins*	_____	1	Pickett*	_____	1	Sullivan*	_____	7
Claiborne*	_____	2	Jefferson*	_____	5	Polk*	_____	1	Sumner	_____	3
Cocke*	_____	3	Johnson*	_____	1	Putnam*	_____	3	Unicoi*	_____	1
Coffee	_____	1	Knox*	_____	15	Rhea*	_____	1	Union*	_____	1
Davidson	_____	12	Lawrence	_____	1	Roane*	_____	2	Washington*	_____	4
DeKalb*	_____	1	Loudon*	_____	4	Rutherford	_____	1	Weakley	_____	1
Franklin	_____	1	Maury	_____	1	Scott*	_____	1	Williamson	_____	3
Greene*	_____	3	McMinn*	_____	1						
									Total	_____	130

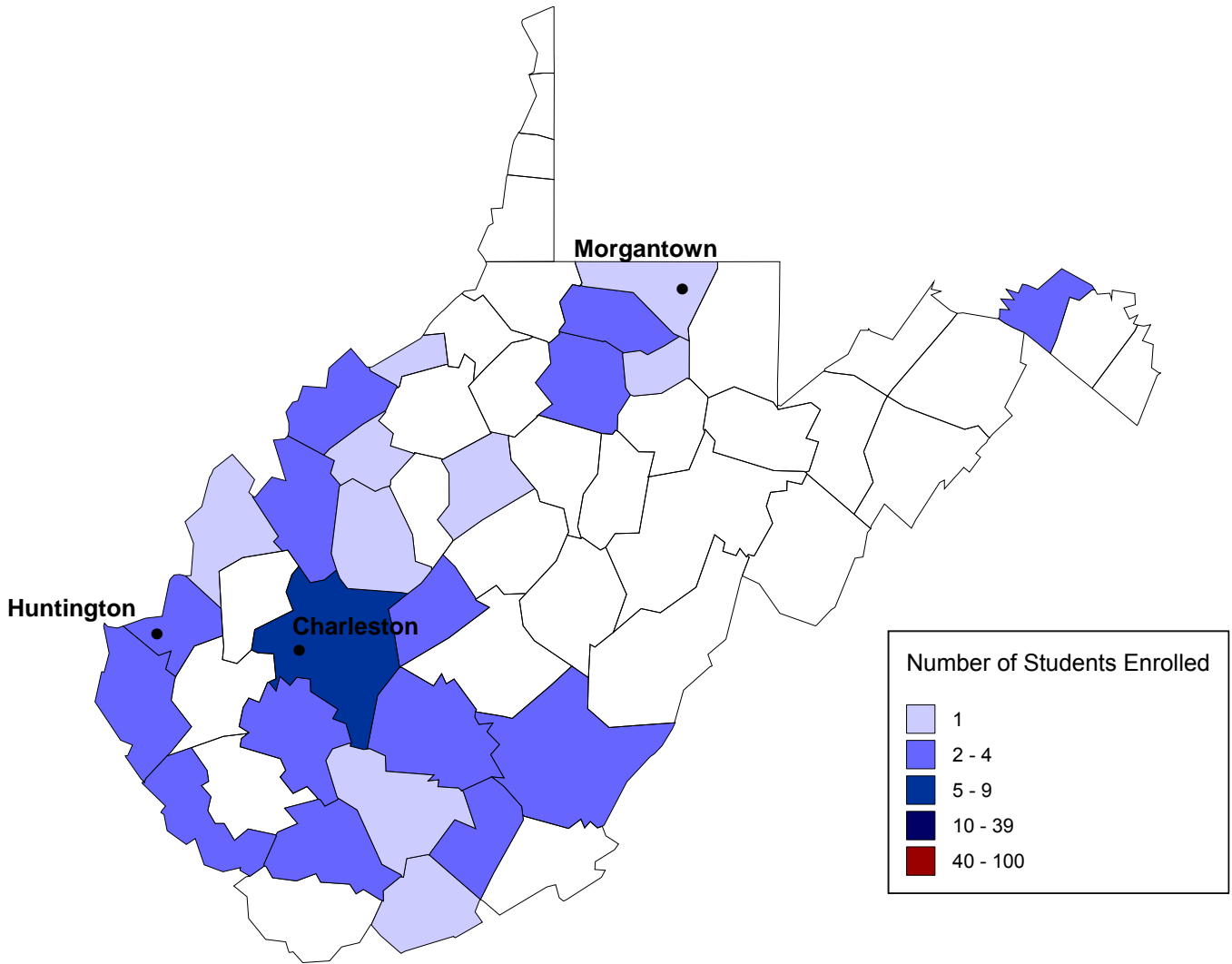
VIRGINIA



Albemarle	_____	1	Frederick*	_____	2	Rockbridge*	_____	1
Bedford*	_____	1	Gloucester	_____	1	Russell*	_____	6
Bedford City*	_____	1	Lee*	_____	9	Scott*	_____	5
Buchanan*	_____	1	Louisa	_____	1	Smyth*	_____	1
Caroline	_____	1	Montgomery*	_____	2	Tazewell*	_____	11
Carroll*	_____	1	Nelson*	_____	1	Virginia Beach City	__	1
Charlottesville City	_____	1	Prince William	_____	1	Warren*	_____	1
Clarke*	_____	1	Pulaski*	_____	1	Washington*	_____	4
Dickenson*	_____	3	Radford City	_____	2	Wise*	_____	2
Fairfax	_____	1	Roanoke City*	_____	1	Wythe*	_____	2
Floyd*	_____	3						
						Total	_____	70

*Denotes In-Territory county.

WEST VIRGINIA



Boone*	_____	2	Kanawha*	_____	5	Raleigh*	_____	1
Cabell*	_____	2	Marion*	_____	3	Roane*	_____	1
Clay*	_____	3	Mason*	_____	1	Summers*	_____	3
Fayette*	_____	3	Mercer*	_____	1	Taylor*	_____	1
Gilmer*	_____	1	Mingo*	_____	2	Wayne*	_____	2
Greenbrier*	_____	4	Monongalia*	_____	1	Wirt*	_____	1
Harrison*	_____	2	Morgan	_____	2	Wood*	_____	3
Jackson*	_____	3	Pleasants*	_____	1	Wyoming*	_____	4
						Total	_____	52

*Denotes In-Territory county.

**STATE/COUNTY BREAKDOWN:
U.S. TERRITORY AND OUT-OF-TERRITORY STATES**

Maryland <i>Breakdown by County</i>			Missouri <i>Breakdown by County</i>			North Dakota <i>Breakdown by County</i>		
Baltimore	_____	1	Christian	_____	1	Franklin	_____	1
Baltimore City	_____	1	Jefferson	_____	1			
Cecil	_____	1	Saint Louis City	_____	1	Oregon <i>Breakdown by County</i>		
Dorchester	_____	1	Total	_____	3	Klamath	_____	1
Prince Georges	_____	2				Lane	_____	1
Total	_____	6	Montana <i>Breakdown by County</i>			Washington	_____	1
			Gallatin	_____	1	Total	_____	3
Massachusetts <i>Breakdown by County</i>			New Hampshire <i>Breakdown by County</i>			Pennsylvania <i>Breakdown by County</i>		
Suffolk	_____	2	Coos	_____	1	Allegheny	_____	1
						Berks	_____	1
Michigan <i>Breakdown by County</i>			New Jersey <i>Breakdown by County</i>			Centre	_____	2
Berrien	_____	1	Ocean	_____	1	Crawford	_____	1
Genesee	_____	2	Passaic	_____	1	Lancaster	_____	2
Gladwin	_____	1	Total	_____	2	Mercer	_____	1
Lapeer	_____	1				Northampton	_____	1
Lenawee	_____	1	New Mexico <i>Breakdown by County</i>			Tioga	_____	1
Macomb	_____	2	Bernalillo	_____	1	Total	_____	10
Ottawa	_____	1						
Shiawassee	_____	1	Nevada <i>Breakdown by County</i>			South Dakota <i>Breakdown by County</i>		
Washtenaw	_____	1	Clark	_____	2	Minnehaha	_____	1
Wayne	_____	3				Shannon	_____	1
Total	_____	14	New York <i>Breakdown by County</i>			Total	_____	2
			Lewis	_____	1	Texas <i>Breakdown by County</i>		
Minnesota <i>Breakdown by County</i>			Madison	_____	2	Cameron	_____	1
Nicollet	_____	1	Monroe	_____	1	Dallas	_____	1
Ramsey	_____	1	Nassau	_____	3	Johnson	_____	1
Total	_____	2	New York	_____	1	Lubbock	_____	1
			Onondaga	_____	1	Parker	_____	1
Mississippi <i>Breakdown by County</i>			Queens	_____	3	Tarrant	_____	1
Grenada	_____	1	Richmond	_____	1	Williamson	_____	1
Hinds	_____	1	Tioga	_____	1			
Oktibbeha	_____	1	Total	_____	14	Total	_____	7
Total	_____	3						

NOTE: For county breakdowns of In-Territory states, please see the Enrollment Map of that state.

**STATE/COUNTY BREAKDOWN:
U.S. TERRITORY AND OUT-OF-TERRITORY STATES**

Utah

Breakdown by County

Wasatch _____ 1

Vermont

Breakdown by County

Caledonia _____ 1

Chittenden _____ 1

Orleans _____ 1

 Total _____ 3

Washington

Breakdown by County

Snohomish _____ 1

Wisconsin

Breakdown by County

Milwaukee _____ 2

Richland _____ 1

Rock _____ 1

 Total _____ 4

Wyoming

Breakdown by County

Sweetwater _____ 1

First-Year Students

2014 FIRST-YEAR STUDENT ENROLLMENT BY CONTINENT



NOTE: The country of origin is based on application data, but does not necessarily reflect nationality or ethnicity.

2014 FIRST-YEAR STUDENTS (N = 416)
CONTINENT/COUNTRY BREAKDOWN

Africa (9 countries)

Breakdown by Country

Ethiopia	_____	1
Kenya	_____	3
Mauritius	_____	1
South Africa	_____	1
Sudan	_____	1
Swaziland	_____	1
Tunisia	_____	1
Zambia	_____	1
Zimbabwe	_____	1
Total	_____	11

Europe (4 countries)

Breakdown by Country

Bulgaria	_____	1
Moldova	_____	1
Spain	_____	1
Ukraine	_____	1
Total	_____	4

North America (3 countries)

Breakdown by Country

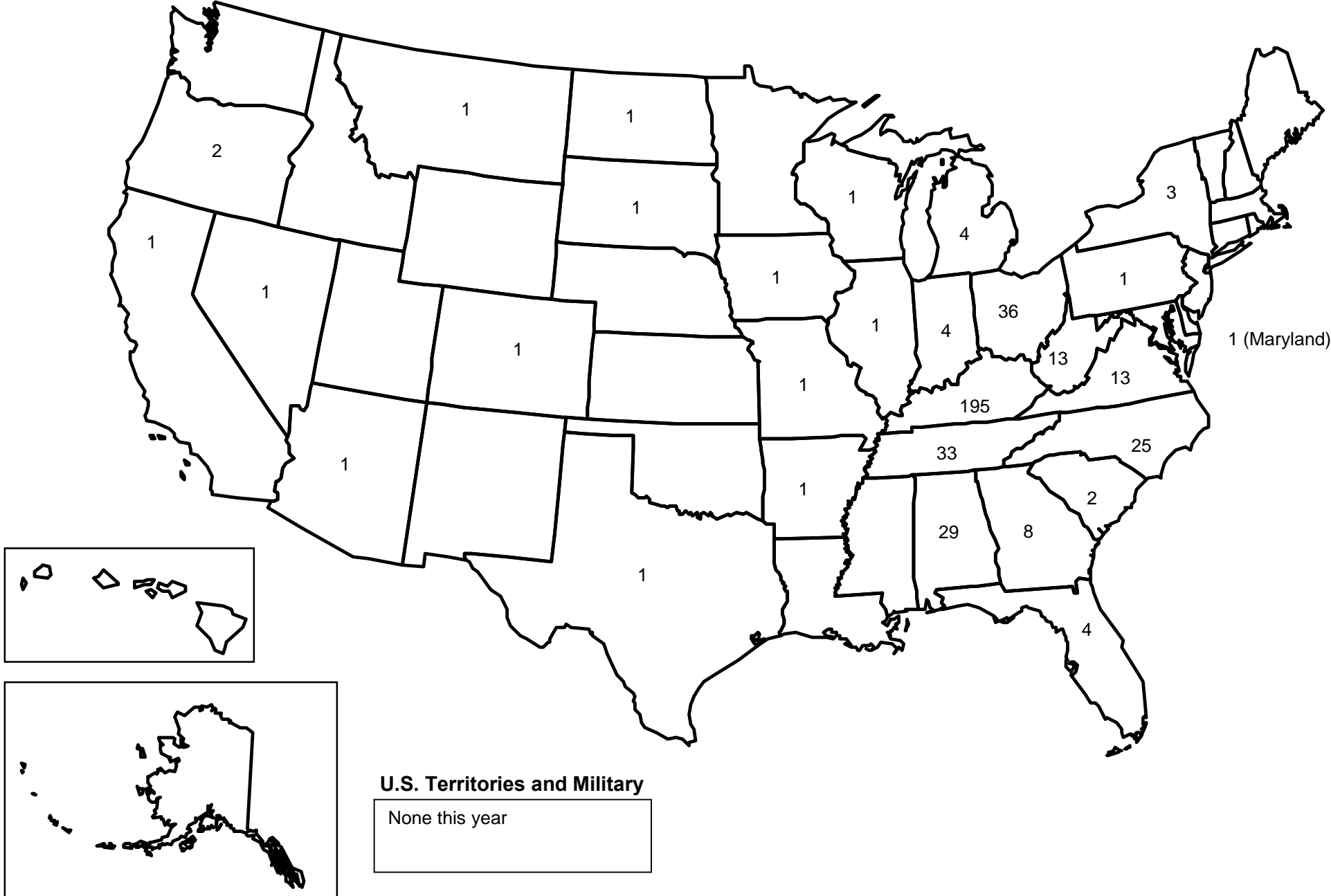
Costa Rica	_____	1
Honduras	_____	1
United States	_____	386
Total	_____	388

Asia (9 countries)

Breakdown by Country

Bangladesh	_____	3
Cambodia	_____	1
Japan	_____	1
Lebanon	_____	1
Mongolia	_____	1
Nepal	_____	2
Saudi Arabia	_____	1
Sri Lanka	_____	2
Tibet, The Former	_____	1
Total	_____	13

2014 FIRST-YEAR STUDENTS
ENROLLMENT FROM THE UNITED STATES, ITS TERRITORIES, AND THE ARMED FORCES



**2014 FIRST-YEAR STUDENTS (416)
STATE/COUNTY AND U.S. TERRITORY BREAKDOWN (N = 386)**

Kentucky, continued <i>Breakdown by County</i>		Kentucky, continued <i>Breakdown by County</i>		North Carolina, continued <i>Breakdown by County</i>	
Johnson*	1	Taylor*	4	Madison*	1
Kenton*	5	Union*	1	McDowell*	1
Knox*	2	Wayne*	3	Mecklenburg	1
Laurel*	3	Whitley*	4	Mitchell*	2
Lee*	1	Wolfe*	1	Rutherford*	1
Leslie*	1	Woodford*	1	Surry*	1
Letcher*	2	Total	195	Transylvania*	4
Lewis*	1	Maryland <i>Breakdown by County</i>		Watauga*	1
Lincoln*	2	Prince Georges	1	Wilkes*	1
Logan*	1	Michigan <i>Breakdown by County</i>		Yancey*	4
Madison*	20	Michigan <i>Breakdown by County</i>		Total	25
Marion*	1	Genesee	1	North Dakota <i>Breakdown by County</i>	
Marshall*	2	Gladwin	1	Franklin	1
Mason*	4	Shiawassee	1	Nevada <i>Breakdown by County</i>	
McCreary*	2	Wayne	1	Clark	1
Mercer*	2	Total	4	New York <i>Breakdown by County</i>	
Montgomery*	5	Missouri <i>Breakdown by County</i>		Nassau	2
Morgan*	1	Jefferson	1	Tioga	1
Nelson*	4	Montana <i>Breakdown by County</i>		Total	3
Oldham*	3	Gallatin	1	Ohio <i>Breakdown by County</i>	
Owsley*	4	North Carolina <i>Breakdown by County</i>		Adams*	1
Pendleton*	1	Buncombe*	4	Brown*	2
Perry*	2	Haywood*	2	Clermont*	3
Pulaski*	5	Jackson*	1	Coshocton	1
Rockcastle*	2	Macon*	1	Cuyahoga	3

*Denotes In-Territory county.

**2014 FIRST-YEAR STUDENTS (416)
STATE/COUNTY AND U.S. TERRITORY BREAKDOWN (N = 386)**

Ohio, continued

Breakdown by County

Delaware	_____	1
Franklin	_____	1
Greene	_____	1
Hamilton*	_____	13
Jackson*	_____	1
Paulding	_____	1
Putnam	_____	1
Ross	_____	1
Scioto	_____	1
Trumbull	_____	1
Union	_____	1
Van Wert	_____	1
Vinton	_____	1
Warren	_____	1
Wood	_____	2
Total	_____	36

Oregon

Breakdown by County

Lane	_____	1
Washington	_____	1
Total	_____	2

Pennsylvania

Breakdown by County

Lancaster	_____	1
-----------	-------	---

South Carolina

Breakdown by County

Florence	_____	1
Greenville*	_____	1
Total	_____	2

South Dakota

Breakdown by County

Minnehaha	_____	1
-----------	-------	---

Tennessee

Breakdown by County

Anderson*	_____	2
Blount*	_____	1
Claiborne*	_____	1
Davidson	_____	6
Greene*	_____	1
Hamilton*	_____	4
Hawkins*	_____	1
Jefferson*	_____	2
Johnson*	_____	1
Knox*	_____	4
Loudon*	_____	1
McMinn*	_____	1
Montgomery	_____	1
Putnam*	_____	1
Sevier*	_____	2
Shelby	_____	1
Sumner	_____	1
Washington*	_____	1

Tennessee, continued

Breakdown by County

Williamson	_____	1
Total	_____	33

Texas

Breakdown by County

Johnson	_____	1
---------	-------	---

Virginia

Breakdown by County

Bedford*	_____	1
Frederick*	_____	1
Lee*	_____	3
Russell*	_____	1
Scott*	_____	3
Tazewell*	_____	2
Wise*	_____	2
Total	_____	13

Wisconsin

Breakdown by County

Milwaukee	_____	1
-----------	-------	---

West Virginia

Breakdown by County

Boone*	_____	1
Clay*	_____	2
Fayette*	_____	1
Greenbrier*	_____	1
Kanawha*	_____	3
Mason*	_____	1

*Denotes In-Territory county.

2014 FIRST-YEAR STUDENTS (416)
STATE/COUNTY AND U.S. TERRITORY BREAKDOWN (N = 386)

West Virginia, continued

Breakdown by County

Mingo*	_____	1
Morgan	_____	1
Taylor*	_____	1
Wyoming*	_____	1
Total	_____	13

*Denotes In-Territory county.

Transfer Students

2014 TRANSFER STUDENT ENROLLMENT BY CONTINENT



NOTE: The country of origin is based on application data, but does not necessarily reflect nationality or ethnicity.

2014 TRANSFER STUDENTS (N = 46)
CONTINENT/COUNTRY BREAKDOWN

Asia (1 country)

Breakdown by Country

Indonesia _____ 1

North America (2 countries)

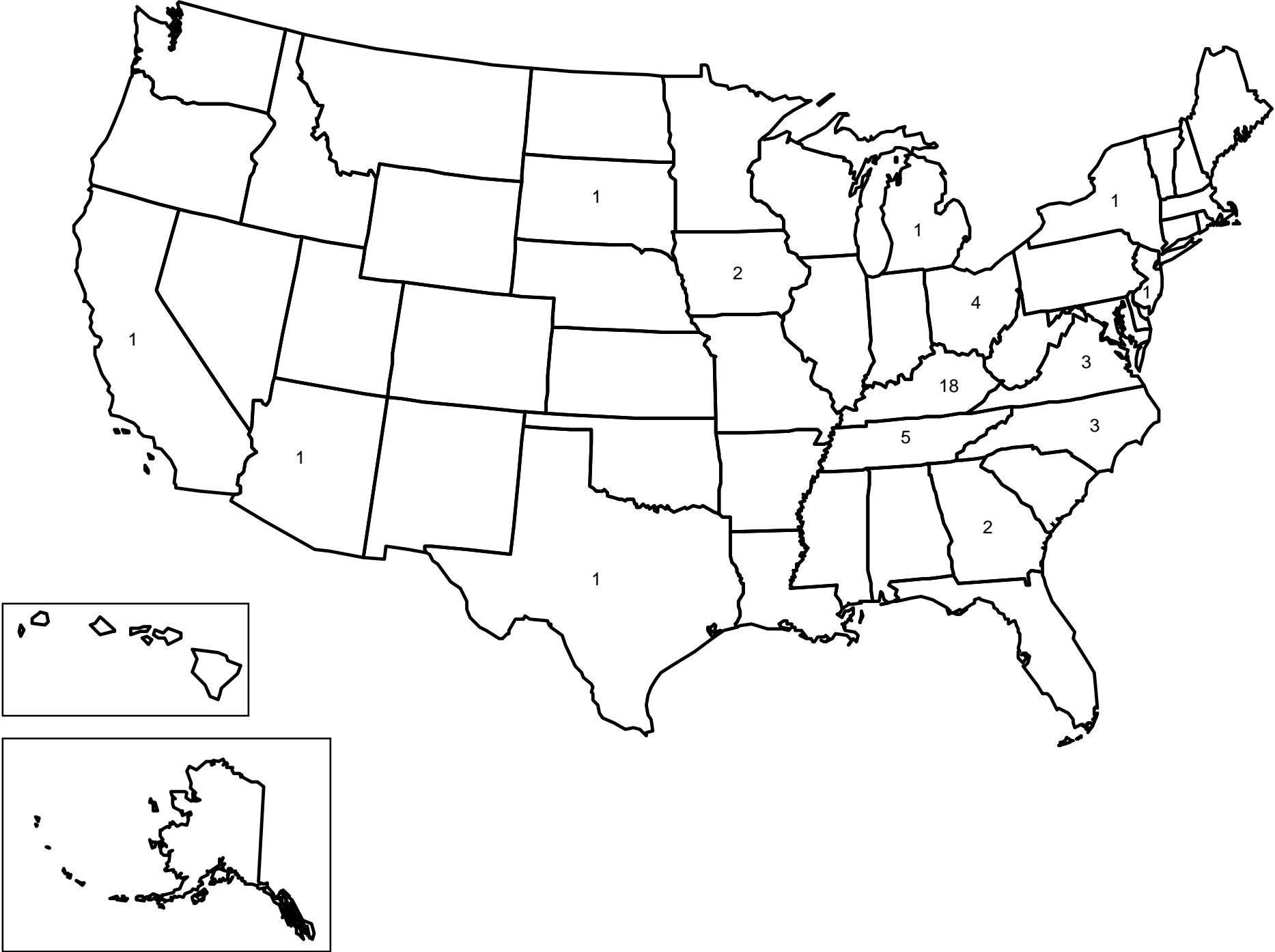
Breakdown by Country

Haiti _____ 1

United States _____ 44

Total _____ **45**

2014 TRANSFER STUDENT
ENROLLMENT FROM THE UNITED STATES, ITS TERRITORIES, AND THE ARMED FORCES



**2014 TRANSFER STUDENTS (46)
STATE/COUNTY BREAKDOWN (N = 44)**

Arizona

Breakdown by County

Maricopa _____ 1

California

Breakdown by County

Orange _____ 1

Georgia

Breakdown by County

De Kalb _____ 1

Douglas _____ 1

Total _____ 2

Iowa

Breakdown by County

Polk _____ 2

Kentucky

Breakdown by County

Boyd* _____ 2

Clinton* _____ 1

Fayette* _____ 2

Harlan* _____ 2

Jefferson* _____ 2

Johnson* _____ 1

Madison* _____ 3

Montgomery* _____ 1

Pike* _____ 2

Pulaski* _____ 1

Wolfe* _____ 1

Total _____ 18

Michigan

Breakdown by County

Macomb _____ 1

North Carolina

Breakdown by County

Rutherford* _____ 1

Wake _____ 1

Yancey* _____ 1

Total _____ 3

New Jersey

Breakdown by County

Passaic _____ 1

New York

Breakdown by County

Nassau _____ 1

Ohio

Breakdown by County

Clinton _____ 2

Franklin _____ 1

Hamilton* _____ 1

Total _____ 4

South Dakota

Breakdown by County

Shannon _____ 1

Tennessee

Breakdown by County

Franklin _____ 1

Grundy* _____ 1

Knox* _____ 1

Sullivan* _____ 2

Total _____ 5

Texas

Breakdown by County

Dallas _____ 1

Virginia

Breakdown by County

Albemarle _____ 1

Frederick* _____ 1

Tazewell* _____ 1

Total _____ 3

*Denotes In-Territory county.