

# Berea College



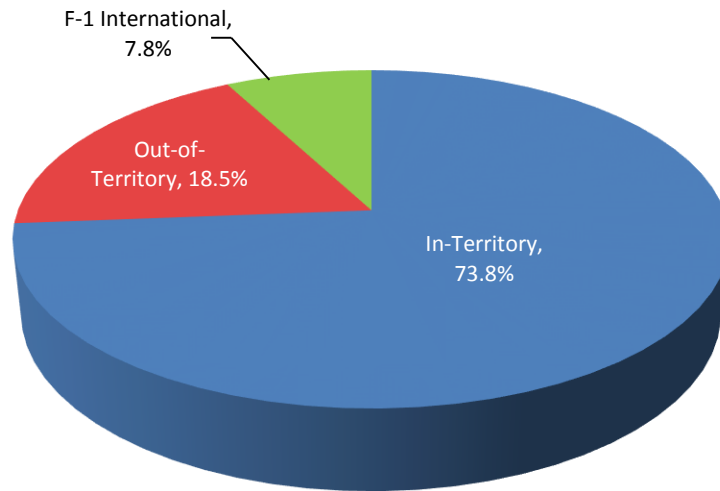
## 2015 Geographical Report

Office of Institutional Research and  
Assessment

## FALL 2015 DEGREE-SEEKING STUDENT ENROLLMENT GEOGRAPHIC DISTRIBUTION BY TERRITORY

<b>Total Headcount Enrollment</b>	<b>1,643</b>
Degree-Seeking Students	(1,593)
Non-Degree-Seeking Students	(50)

<b>Degree-Seeking Students by Territory Designation at Entry:</b>			
<b>In-Territory</b>	<b>Out-of-Territory</b>	<b>F-1 International</b>	<b>Total</b>
1,175 (73.8%)	294 (18.5%)	124 (7.8%)	1,593 (100%)



NOTE: The category "F-1 International" does not include all students who come to the College from other countries or with substantial international experience. For example, "permanent residents" who may be asylees or refugees are counted as "In-Territory" or "Out-of-Territory" rather than "F-1 International" depending on residence at the time of application. These students are eligible for federal financial aid that F-1 International students cannot legally receive. In Fall 2015, sixty-five (65) Berea College students were designated as "permanent residents." Also, there are 2 F-1 International students enrolled as exchange students (non-degree-seeking) this fall.

<b>Non-Degree-Seeking Students by Category:</b>	
Berea Community School	30
College Employee	3
Community (Special)	13
EKU Exchange	0
Madison Southern High School	2
Post-Graduate	0
Transient/Exchange	<u>2</u>
<b>Subtotal</b>	<b>50</b>

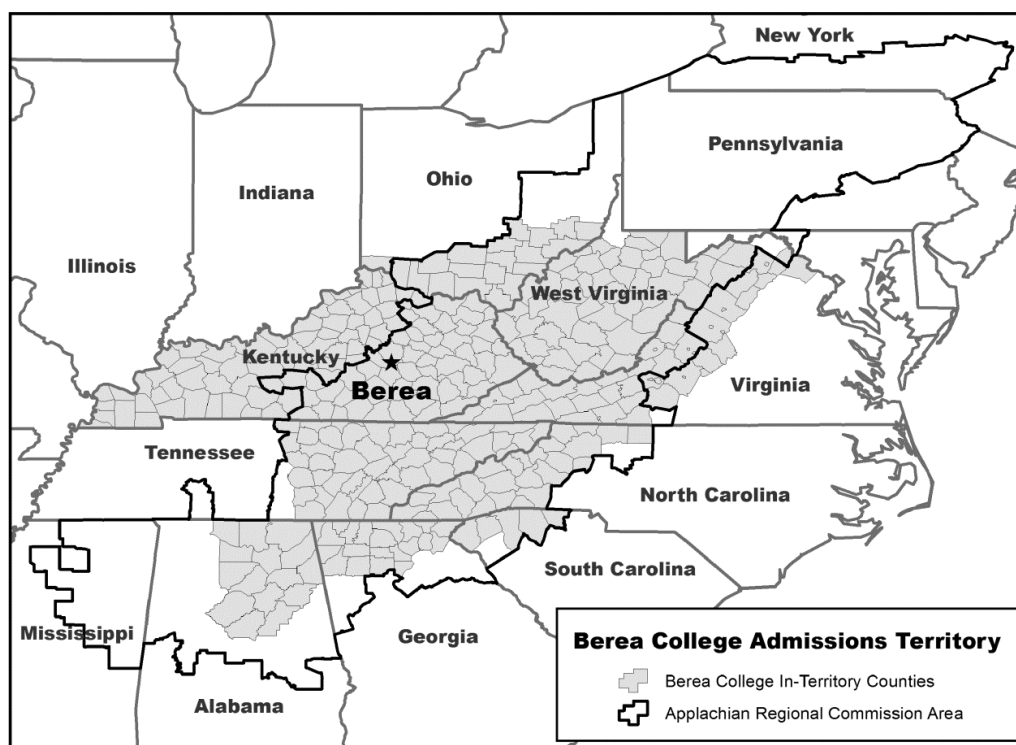
## TOTAL STATES, TERRITORIES, AND COUNTRIES REPRESENTED FALL 2015 DEGREE-SEEKING ENROLLMENT

- 43 different states
- District of Columbia
- 2 U.S. Territories (American Samoa, Guam)
- Armed Forces (Europe)
- 70 countries other than the U.S.

### DEFINITIONS OF TERRITORY CATEGORIES

Berea College students are characterized at term of entry by one of three "geographical" categories. They are:

- *In-Territory*: Students who come from much of the Appalachian region and all of Kentucky within the white area in the map below. In-Territory also includes permanent residents (a non-citizen who has formally established residency in the U.S.) and refugees who reside in the territory.
- *Out-of-Territory*: Students who come from outside the In-Territory area, including U.S. Citizens living in foreign countries. Out-of-Territory also includes permanent residents (a non-citizen who has formally established residency in the U.S.) and refugees who reside out of the territory.
- *F-1 International*: Students who are not U.S. Citizens, permanent residents, or refugees; these are students who are attending the College under an F-1 visa issued by the U.S. Department of State.



**NOTE:** The *Appalachian Regional Commission (ARC) Area*, as defined in ARC's authorizing legislation, is a 205,000-square-mile region that follows the spine of the Appalachian Mountains from southern New York to northern Mississippi. It includes all of West Virginia and parts of 12 other states: Alabama, Georgia, Kentucky, Maryland, Mississippi, New York, North Carolina, Ohio, Pennsylvania, South Carolina, Tennessee, and Virginia. Forty-two percent of the Region's population is rural, compared with 20 percent of the national population. The region includes 420 counties in 13 states and is home to more than 25 million people.

All Students

## 2015 FALL ENROLLMENT BY CONTINENT



NOTE: The country of origin is based on application data, but does not necessarily reflect nationality or ethnicity.

**NUMBER OF STUDENTS ENROLLED FROM  
OUTSIDE THE UNITED STATES AND U.S. TERRITORIES**

Country	Out of Territory	F-1 International	Total
Afghanistan	0	5	5
Azerbaijan	0	1	1
Bangladesh	1	4	5
Bolivia	0	3	3
Bulgaria	0	1	1
Burma	0	3	3
Cambodia	0	1	1
Cameroon	0	1	1
Chile	0	1	1
China	0	2	2
Congo	0	2	2
Costa Rica	1	0	1
Ecuador	1	0	1
Egypt	0	1	1
Ethiopia	0	6	6
Gambia	0	2	2
Georgia	0	1	1
Germany	0	1	1
Ghana	0	3	3
Greece	0	1	1
Guatemala	0	1	1
Haiti	0	6	6
Honduras	0	2	2
India	0	3	3
Indonesia	0	2	2
Iran	0	1	1
Iraq	0	1	1
Jamaica	0	1	1
Japan	1	0	1
Kenya	0	5	5
Kosovo	0	1	1
Kyrgyzstan	0	1	1
Lebanon	0	1	1
Lesotho	0	1	1
Macedonia	0	1	1
Malaysia	0	1	1

Country	Out of Territory	F-1 International	Total
Mauritius	0	1	1
Mexico	0	1	1
Moldova	0	3	3
Mongolia	0	1	1
Morocco	0	2	2
Namibia	0	1	1
Nepal	0	4	4
Nigeria	1	4	5
Pakistan	0	2	2
Peru	0	1	1
Romania	0	1	1
Russia	0	1	1
Rwanda	0	1	1
Sierra Leone	0	1	1
South Africa	0	2	2
South Korea	0	1	1
Spain	0	1	1
Sri Lanka	0	2	2
St. Lucia	0	1	1
Sudan	0	1	1
Swaziland	0	1	1
Syria	0	1	1
Tajikistan	0	1	1
Tanzania	0	1	1
Tibet	0	2	2
Tunisia	0	1	1
Uganda	0	3	3
Ukraine	0	3	3
Uruguay	1	0	1
Uzbekistan	0	2	2
Vietnam	0	3	3
Yemen	0	1	1
Zambia	0	2	2
Zimbabwe	0	4	4
<b>TOTAL for 70 countries</b>	6	124	130

## CONTINENT/COUNTRY BREAKDOWN

### Africa (22 countries)

*Breakdown by Country*

Cameroon	_____	1
Congo	_____	2
Egypt	_____	1
Ethiopia	_____	6
Gambia	_____	2
Ghana	_____	3
Kenya	_____	5
Lesotho	_____	1
Mauritius	_____	1
Morocco	_____	2
Namibia	_____	1
Nigeria	_____	5
Rwanda	_____	1
Sierra Leone	_____	1
South Africa	_____	2
Sudan	_____	1
Swaziland	_____	1
Tanzania	_____	1
Tunisia	_____	1
Uganda	_____	3
Zambia	_____	2
Zimbabwe	_____	4
<b>Total</b>	<b>_____</b>	<b>47</b>

### Asia (25 countries)

*Breakdown by Country*

Afghanistan	_____	5
Bangladesh	_____	5
Burma	_____	3
Cambodia	_____	1

### Asia, continued

*Breakdown by Country*

China	_____	2
India	_____	3
Indonesia	_____	2
Iran	_____	1
Iraq	_____	1
Japan	_____	1
Kyrgyzstan	_____	1
Lebanon	_____	1
Malaysia	_____	1
Mongolia	_____	1
Nepal	_____	4
Pakistan	_____	2
Russia	_____	1
South Korea	_____	1
Sri Lanka	_____	2
Syria	_____	1
Tajikistan	_____	1
Tibet	_____	2
Uzbekistan	_____	2
Vietnam	_____	3
Yemen	_____	1
<b>Total</b>	<b>_____</b>	<b>48</b>

### Europe (11 countries)

*Breakdown by Country*

Azerbaijan	_____	1
Bulgaria	_____	1
Georgia	_____	1
Germany	_____	1
Greece	_____	1

### Europe, continued

*Breakdown by Country*

Kosovo	_____	1
Macedonia	_____	1
Moldova	_____	3
Romania	_____	1
Spain	_____	1
Ukraine	_____	3
<b>Total</b>	<b>_____</b>	<b>15</b>

### North America (8 countries)

*Breakdown by Country*

Costa Rica	_____	1
Guatemala	_____	1
Haiti	_____	6
Honduras	_____	2
Jamaica	_____	1
Mexico	_____	1
St. Lucia	_____	1
United States	_____	1,463
<b>Total</b>	<b>_____</b>	<b>1,476</b>

### South America (5 countries)

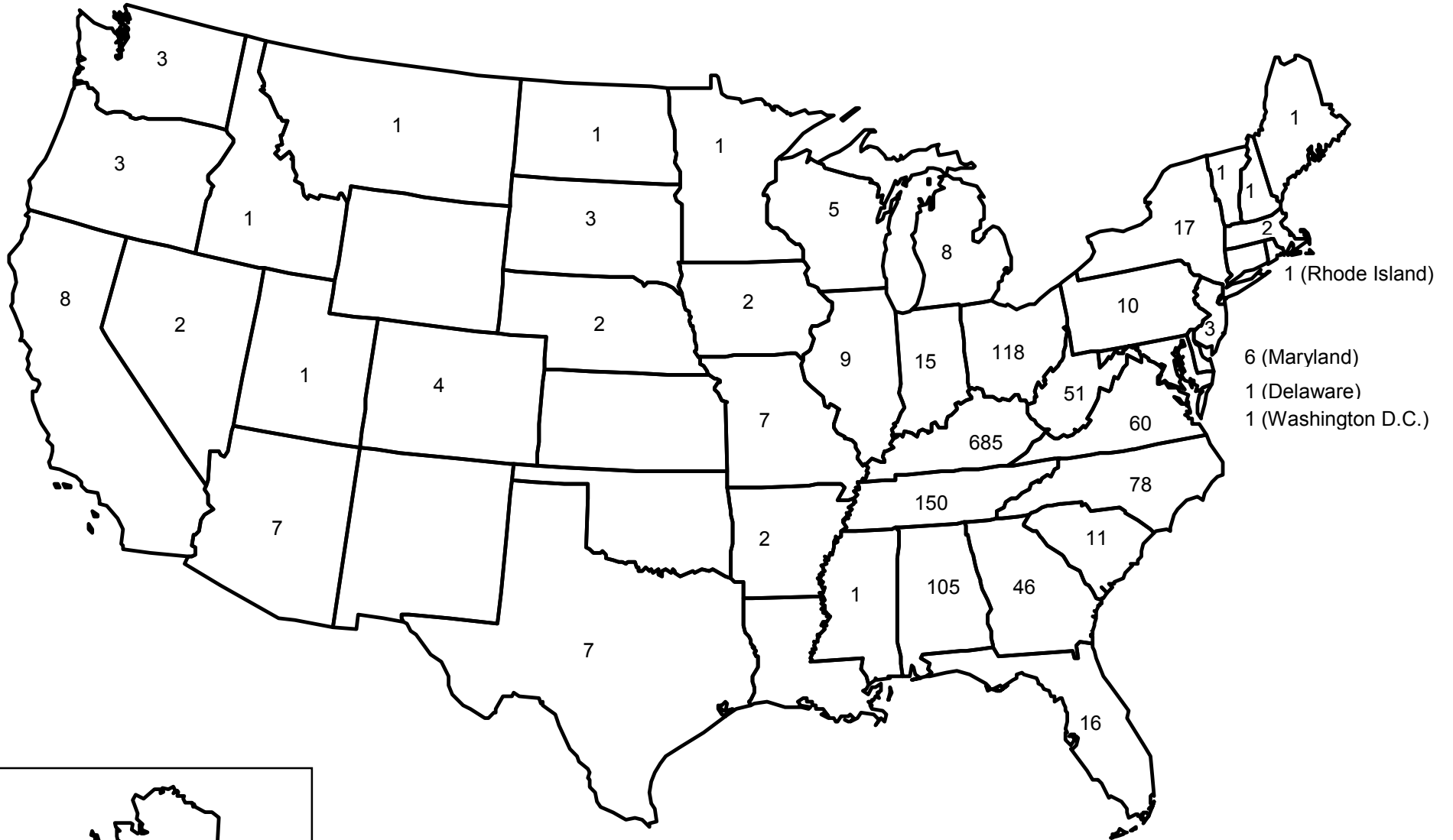
*Breakdown by Country*

Bolivia	_____	3
Chile	_____	1
Ecuador	_____	1
Peru	_____	1
Uruguay	_____	1
<b>Total</b>	<b>_____</b>	<b>7</b>

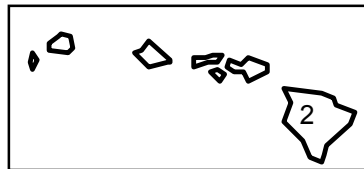
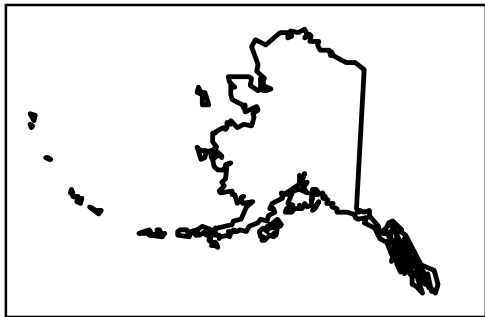
**Grand Total** \_\_\_\_\_ **1,593**

Note: The country of origin is based on application data, but does not necessarily reflect nationality or ethnicity.

# 2015 FALL ENROLLMENT FROM THE UNITED STATES AND ITS TERRITORIES



6 (Maryland)  
 1 (Delaware)  
 1 (Washington D.C.)



## U.S. Territories and Military

Armed Forces Europe:	1
American Samoa:	2
Guam:	1



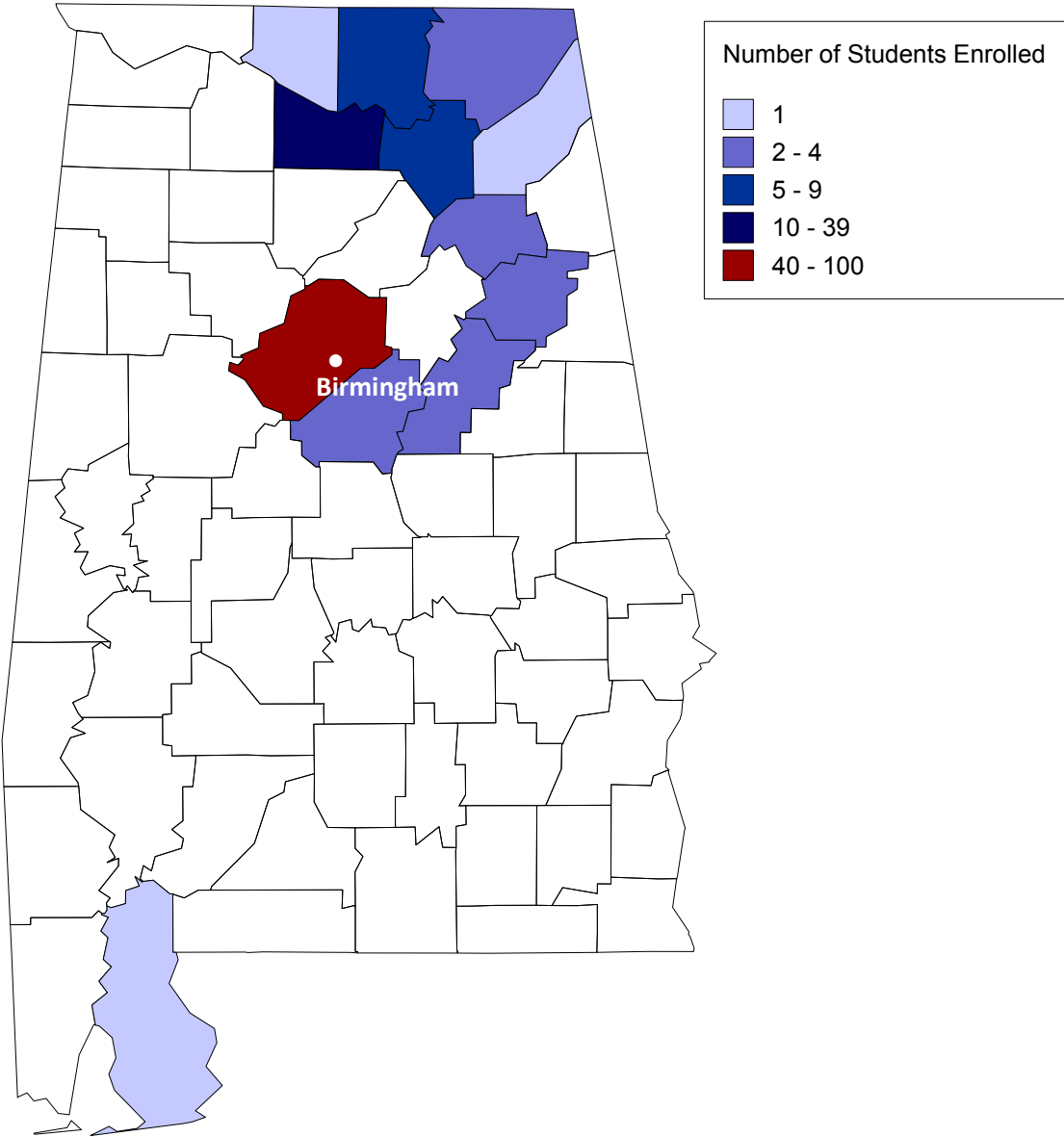
**NUMBER OF STUDENTS ENROLLED FROM  
THE UNITED STATES (43 STATES), THE DISTRICT OF COLOMBIA, U.S. TERRITORIES (2 TERRITORIES), AND THE ARMED FORCES**

State	In Territory*	Out of Territory*	Total
Alabama	104	1	105
American Samoa (U.S. Territory)	0	2	2
Arizona	0	7	7
Arkansas	0	2	2
Armed Forces Europe	0	1	1
California	0	8	8
Colorado	0	4	4
Delaware	0	1	1
District of Colombia	0	1	1
Florida	0	16	16
Georgia	14	32	46
Guam (U.S. Territory)	0	1	1
Hawaii	0	2	2
Idaho	0	1	1
Illinois	0	9	9
Indiana	0	15	15
Iowa	0	2	2
Kentucky	685	0	685
Maine	0	1	1
Maryland	0	6	6
Massachusetts	0	2	2
Michigan	0	8	8
Minnesota	0	1	1
Mississippi	0	1	1

State	In Territory*	Out of Territory*	Total
Missouri	0	7	7
Montana	0	1	1
Nebraska	0	2	2
Nevada	0	2	2
New Hampshire	0	1	1
New Jersey	0	3	3
New York	0	17	17
North Carolina	65	13	78
North Dakota	0	1	1
Ohio	76	42	118
Oregon	0	3	3
Pennsylvania	0	10	10
Rhode Island	0	1	1
South Carolina	6	5	11
South Dakota	0	3	3
Tennessee	125	25	150
Texas	0	7	7
Utah	0	1	1
Vermont	0	1	1
Virginia	51	9	60
Washington	0	3	3
West Virginia	49	2	51
Wisconsin	0	5	5
<b>TOTAL</b>	<b>1,175</b>	<b>288</b>	<b>1,463</b>

\*Includes permanent residents (a non-citizen who has formerly established residency in the U.S.) and refugees.

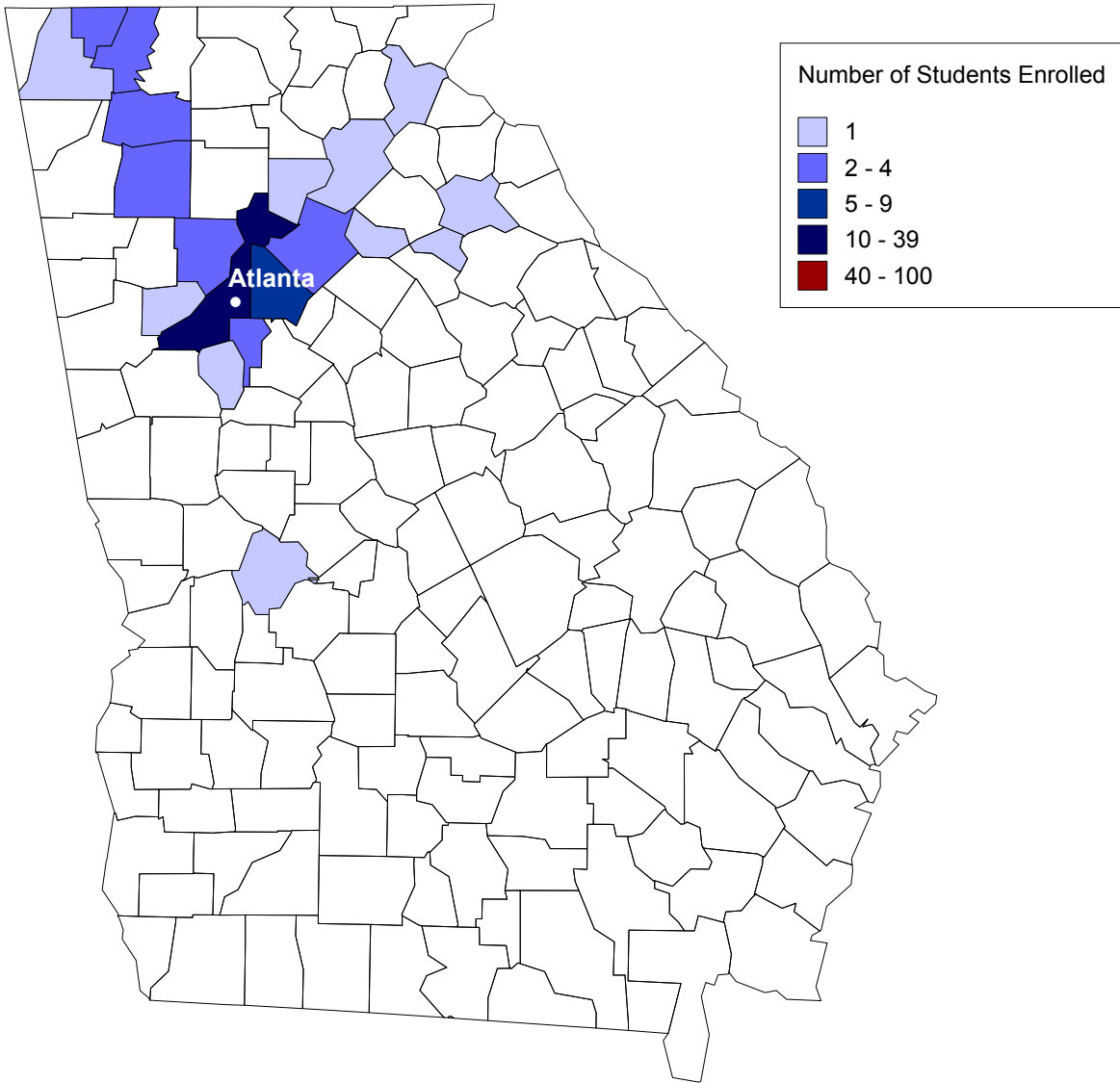
# ALABAMA



Baldwin	_____	1	Jackson*	_____	3	Marshall*	_____	6
Calhoun*	_____	2	Jefferson*	_____	65	Morgan*	_____	13
Dekalb*	_____	1	Limestone*	_____	1	Shelby*	_____	3
Etowah*	_____	2	Madison*	_____	6	Talladega*	_____	2
<b>Total</b>								_____ <b>105</b>

\*Denotes In-Territory county.

# GEORGIA

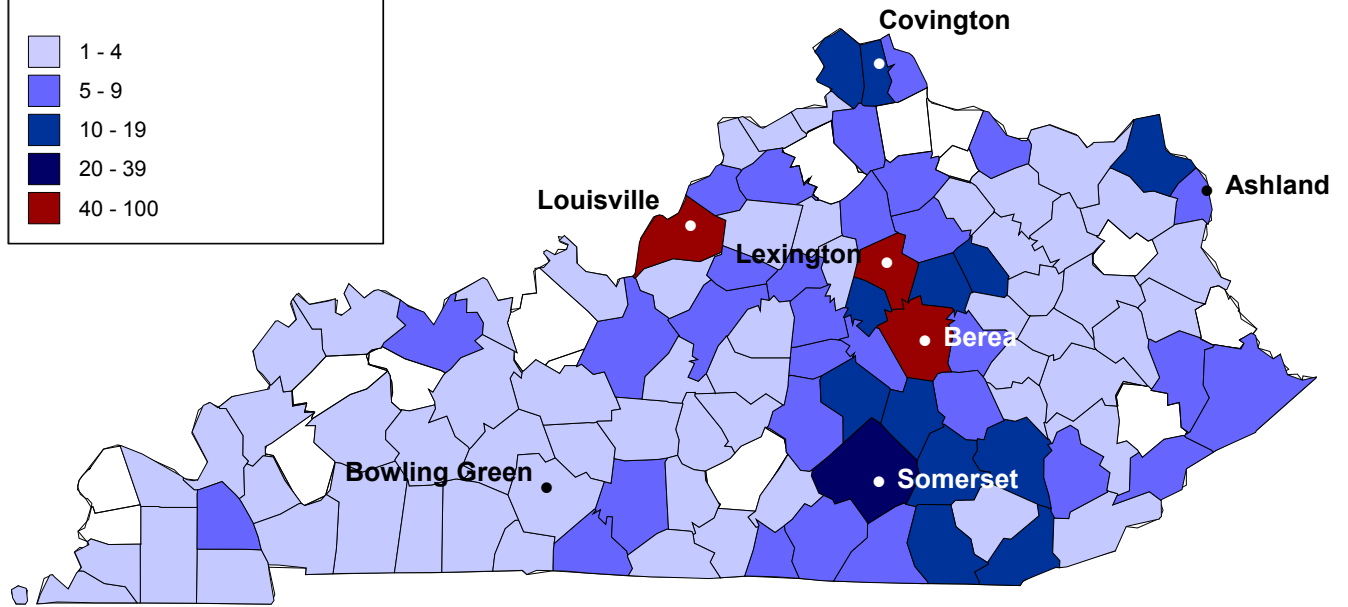
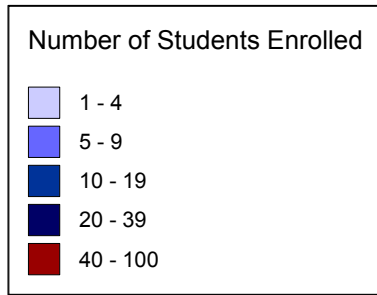


Barrow	_____	1	Douglas	_____	1	Habersham*	_____	1
Bartow*	_____	2	Fayette	_____	1	Hall	_____	1
Catoosa*	_____	3	Forsyth*	_____	1	Madison	_____	1
Clarke	_____	1	Fulton	_____	11	Taylor	_____	1
Clayton	_____	2	Gordon*	_____	3	Walker*	_____	1
Cobb	_____	3	Gwinnett	_____	3	Whitfield*	_____	3
De Kalb	_____	6						

Total \_\_\_\_\_ 46

\*Denotes In-Territory county.

# KENTUCKY



Allen*	9	Clinton*	8	Harrison*	6
Anderson*	6	Crittenden*	1	Hart*	1
Barren*	5	Cumberland*	1	Henderson*	1
Bath*	2	Daviess*	6	Henry*	8
Bell*	11	Edmonson*	1	Hickman*	1
Boone*	10	Estill*	8	Hopkins*	3
Bourbon*	8	Fayette*	50	Jackson*	5
Boyd*	8	Fleming*	3	Jefferson*	71
Boyle*	6	Floyd*	5	Jessamine*	14
Bracken*	6	Franklin*	3	Johnson*	2
Breathitt*	4	Fulton*	1	Kenton*	16
Bullitt*	3	Gallatin*	3	Knox*	4
Butler*	1	Garrard*	5	Larue*	3
Calloway*	1	Grant*	7	Laurel*	11
Campbell*	8	Graves*	2	Lawrence*	1
Carroll*	2	Grayson*	2	Lee*	2
Carter*	3	Green*	1	Leslie*	6
Casey*	7	Greenup*	11	Letcher*	5
Christian*	4	Hancock*	1	Lewis*	2
Clark*	11	Hardin*	5	Lincoln*	13
Clay*	11	Harlan*	3	Livingston*	1

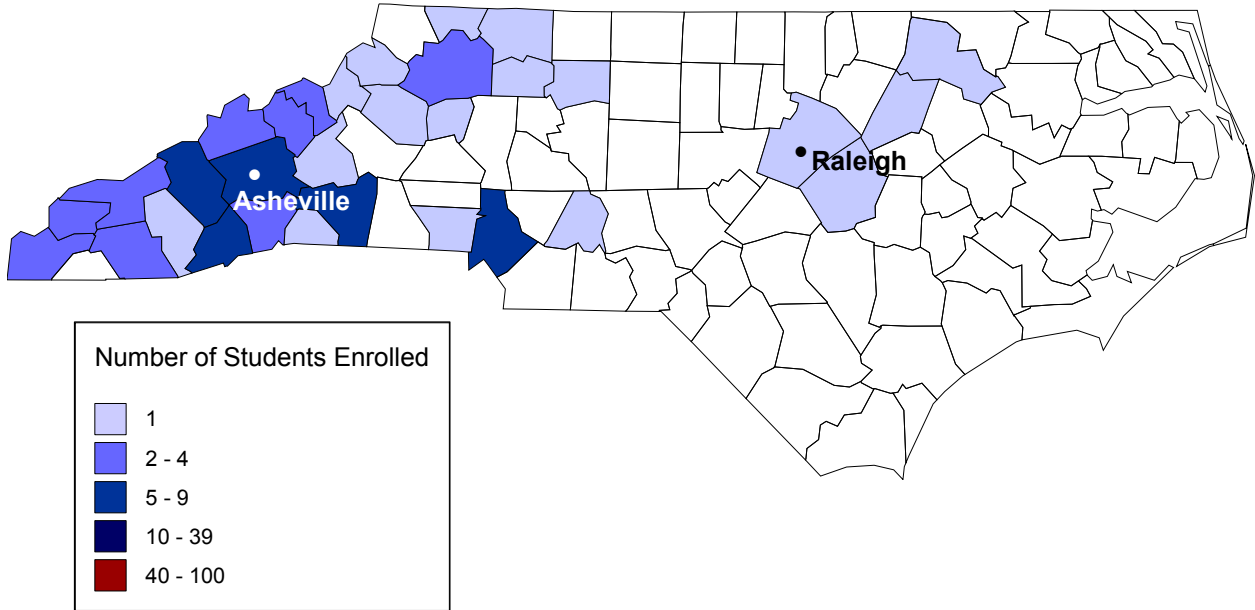
\*Denotes In-Territory county.

## KENTUCKY, continued

Logan* _____	2	Morgan* _____	2	Shelby* _____	3
Lyon* _____	2	Muhlenberg* _____	2	Simpson* _____	3
Madison* _____	62	Nelson* _____	9	Spencer* _____	5
Magoffin* _____	4	Nicholas* _____	2	Taylor* _____	4
Marion* _____	3	Ohio* _____	2	Todd* _____	2
Marshall* _____	5	Oldham* _____	5	Trigg* _____	3
Mason* _____	7	Owsley* _____	4	Trimble* _____	1
McCracken* _____	2	Perry* _____	4	Union* _____	3
McCreary* _____	6	Pike* _____	6	Warren* _____	4
Meade* _____	2	Powell* _____	3	Washington* _____	1
Menifee* _____	1	Pulaski* _____	26	Wayne* _____	5
Mercer* _____	7	Rockcastle* _____	12	Whitley* _____	10
Metcalfe* _____	1	Rowan* _____	1	Wolfe* _____	3
Monroe* _____	1	Russell* _____	4	Woodford* _____	4
Montgomery* _____	11	Scott* _____	7		
				<b>Total</b> _____	<b>685</b>

\*Denotes In-Territory county.

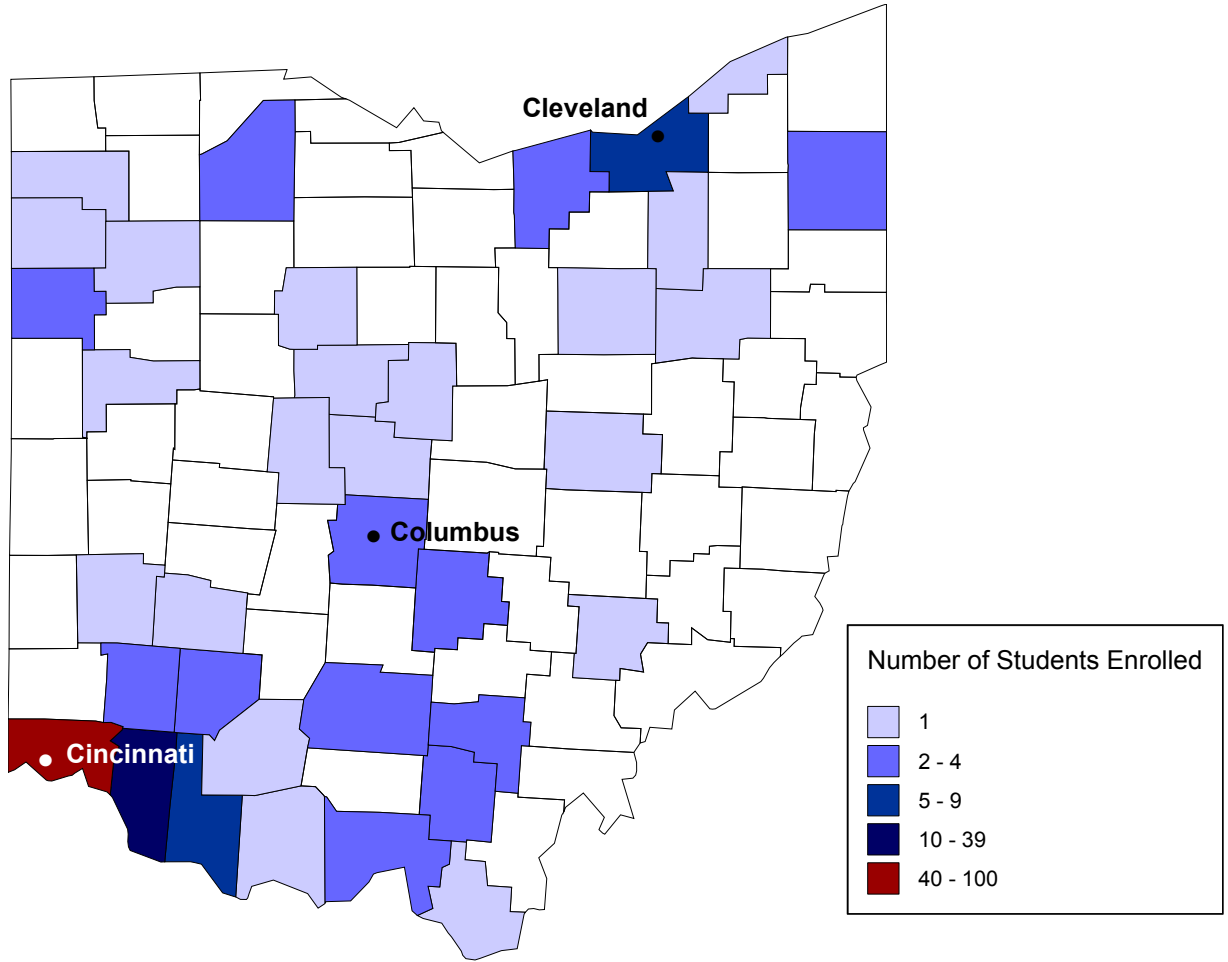
# NORTH CAROLINA



Alexander*	_____	1	Henderson*	_____	4	Rutherford*	_____	5
Alleghany*	_____	1	Jackson*	_____	1	Stanly	_____	1
Avery*	_____	1	Johnston	_____	1	Surry*	_____	1
Buncombe*	_____	9	Macon*	_____	3	Swain*	_____	4
Caldwell*	_____	1	Madison*	_____	2	Transylvania*	_____	5
Cherokee*	_____	4	McDowell*	_____	1	Wake	_____	1
Forsyth	_____	1	Mecklenburg	_____	5	Watauga*	_____	1
Gaston	_____	1	Mitchell*	_____	2	Wilkes*	_____	4
Graham*	_____	2	Nash	_____	1	Yadkin	_____	1
Halifax	_____	1	Polk*	_____	1	Yancey*	_____	4
Haywood*	_____	8						
<b>Total</b>							_____	<b>78</b>

\*Denotes In-Territory county.

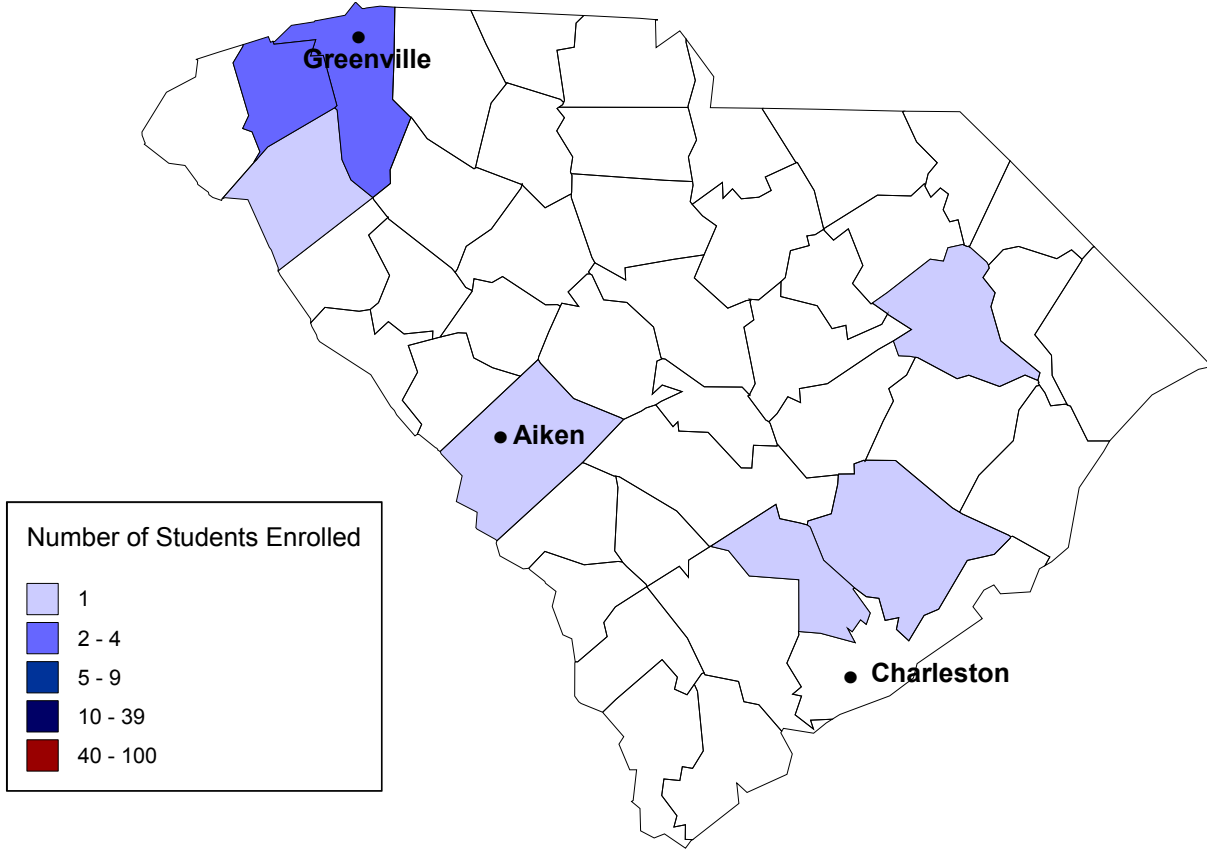
# OHIO



Adams*	_____	1	Hamilton*	_____	44	Ross*	_____	3
Auglaize	_____	1	Highland*	_____	1	Scioto*	_____	2
Brown*	_____	7	Jackson*	_____	3	Stark	_____	1
Clermont*	_____	11	Lake	_____	1	Summit	_____	1
Clinton	_____	2	Lawrence*	_____	1	Trumbull	_____	2
Coshocton	_____	1	Lorain	_____	2	Union	_____	1
Cuyahoga	_____	7	Marion	_____	1	Van Wert	_____	3
Defiance	_____	1	Montgomery	_____	1	Vinton*	_____	2
Delaware	_____	1	Morgan*	_____	1	Warren	_____	2
Fairfield	_____	2	Morrow	_____	1	Wayne	_____	1
Franklin	_____	2	Paulding	_____	1	Wood	_____	4
Greene	_____	1	Putnam	_____	1	Wyandot	_____	1
						<b>TOTAL</b>	_____	<b>118</b>

\*Denotes In-Territory county

# SOUTH CAROLINA

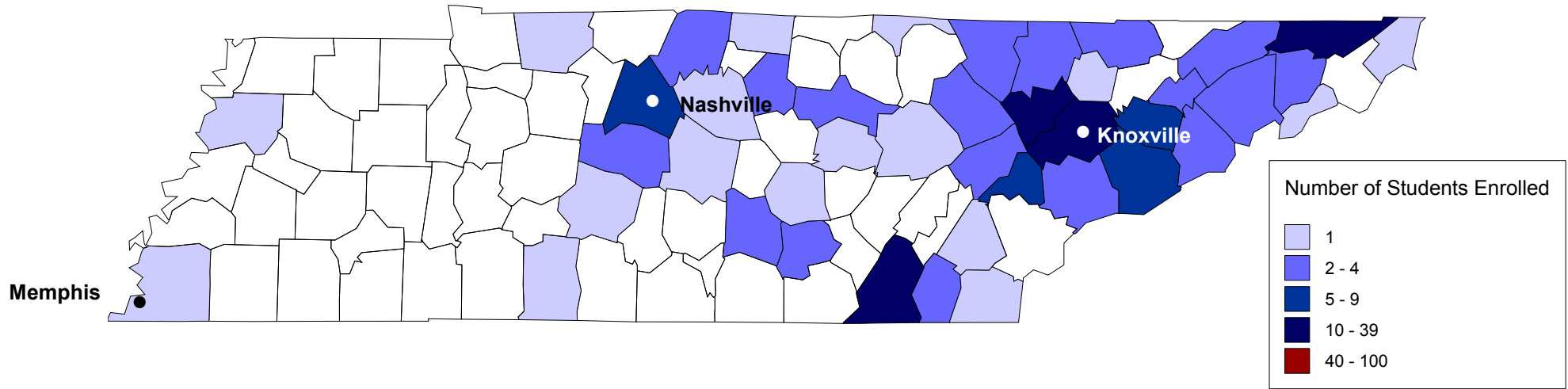


Aiken	_____	1	Dorchester	_____	1	Greenville*	_____	4
Anderson	_____	1	Florence	_____	1	Pickens*	_____	2
Berkeley	_____	1						
			<b>Total</b>	_____				<b>11</b>

\*Denotes In-Territory county.

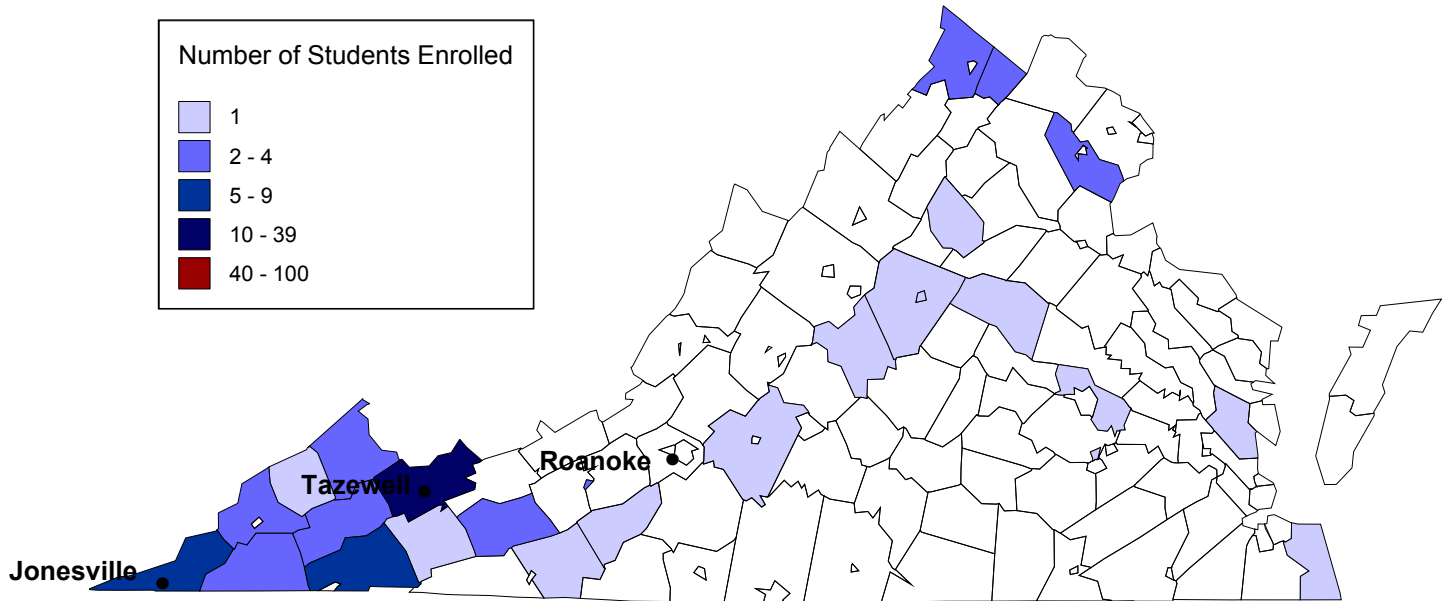


# TENNESSEE



Anderson*	_____	10	Grundy*	_____	2	McMinn*	_____	1	Smith*	_____	4
Blount*	_____	3	Hamblen*	_____	2	Montgomery	_____	1	Sullivan*	_____	11
Bradley*	_____	2	Hamilton*	_____	15	Morgan*	_____	2	Sumner	_____	4
Campbell*	_____	3	Hawkins*	_____	2	Pickett*	_____	1	Unicoi*	_____	1
Claiborne*	_____	2	Jefferson*	_____	6	Polk*	_____	1	Union*	_____	1
Cocke*	_____	4	Johnson*	_____	1	Putnam*	_____	4	Warren*	_____	1
Coffee	_____	3	Knox*	_____	17	Roane*	_____	2	Washington*	_____	3
Cumberland*	_____	1	Lawrence	_____	1	Rutherford	_____	1	White*	_____	1
Davidson	_____	9	Loudon*	_____	5	Scott*	_____	3	Williamson	_____	2
Dyer	_____	1	Macon*	_____	1	Sevier*	_____	9	Wilson	_____	1
Greene*	_____	4	Maury	_____	1	Shelby	_____	1			
									<b>Total</b>	_____	<b>150</b>

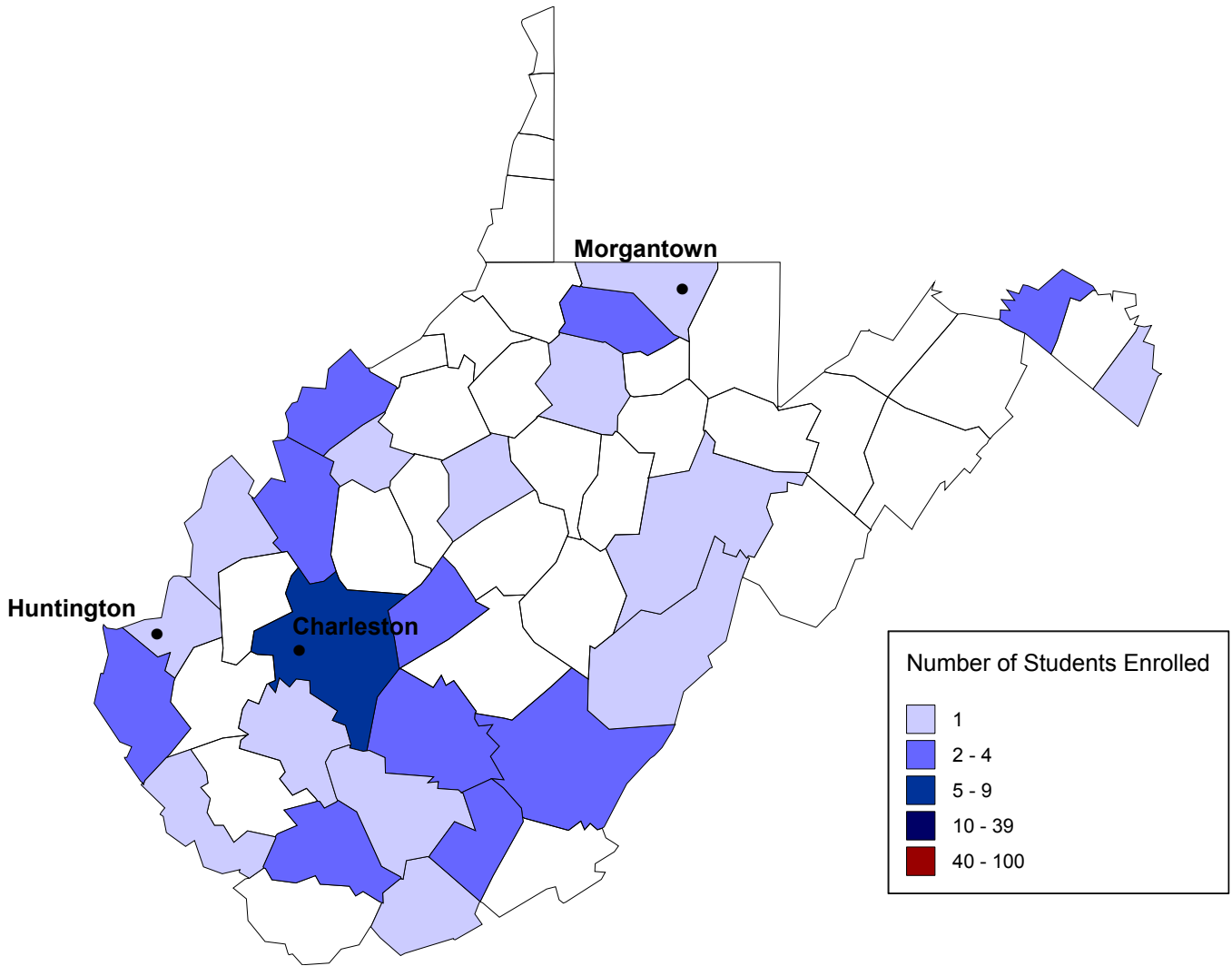
# VIRGINIA



Albemarle	_____	1	Frederick*	_____	3	Russell*	_____	4
Bedford*	_____	1	Gloucester	_____	1	Scott*	_____	4
Buchanan*	_____	2	Henrico	_____	1	Smyth*	_____	1
Carroll*	_____	1	Lee*	_____	6	Tazewell*	_____	10
Charlottesville City	_____	1	Louisa	_____	1	Virginia Beach City	__	1
Clarke*	_____	2	Madison	_____	1	Washington*	_____	5
Colonial Heights City	_____	1	Nelson*	_____	1	Wise*	_____	3
Dickenson*	_____	1	Prince William	_____	2	Wythe*	_____	2
Floyd*	_____	1	Radford City	_____	3			
						<b>Total</b>	_____	<b>60</b>

\*Denotes In-Territory county.

# WEST VIRGINIA



Boone*	_____	1	Jefferson*	_____	1	Pocahontas*	_____	1		
Cabell*	_____	1	Kanawha*	_____	7	Raleigh*	_____	1		
Clay*	_____	4	Marion*	_____	3	Randolph*	_____	1		
Fayette*	_____	3	Mason*	_____	1	Summers*	_____	4		
Gilmer*	_____	1	Mercer*	_____	1	Wayne*	_____	4		
Greenbrier*	_____	3	Mingo*	_____	1	Wirt*	_____	1		
Harrison*	_____	1	Monongalia*	_____	1	Wood*	_____	2		
Jackson*	_____	2	Morgan	_____	2	Wyoming*	_____	4		
								<b>Total</b>	_____	<b>51</b>

\*Denotes In-Territory county.

**STATE/COUNTY BREAKDOWN:  
U.S. TERRITORY AND OUT-OF-TERRITORY STATES**

<b>American Samoa (U.S. Territory)</b>		<b>Delaware</b>		<b>Illinois</b>	
		<i>Breakdown by County</i>		<i>Breakdown by County</i>	
American Samoa	2	Sussex	1	Cook	5
				Du Page	2
<b>Arizona</b>		<b>District of Columbia</b>		Effingham	
<i>Breakdown by County</i>		<i>Breakdown by County</i>			
Maricopa	4	District of Columbia	1	Will	1
Pima	1			Total	9
Yavapai	1	<b>Florida</b>			
Yuma	1	<i>Breakdown by County</i>			
Total	7	Citrus	1	<b>Indiana</b>	
		Collier	1	<i>Breakdown by County</i>	
		Hardee	1	Dearborn	1
<b>Arkansas</b>		Hillsborough	1	Hamilton	2
<i>Breakdown by County</i>		Indian River	1	Hendricks	2
Phillips	2	Marion	2	Jefferson	2
<b>Armed Forces Europe</b>		Orange	1	Marion	2
<i>Breakdown by County</i>		Palm Beach	2	Morgan	2
Armed Forces Europe	1	Pinellas	1	Ripley	2
		Polk	2	Scott	1
<b>California</b>		Sarasota	1	St. Joseph	1
<i>Breakdown by County</i>		Volusia	2	Total	15
Butte	1	Total	16	<b>Iowa</b>	
Los Angeles	1			<i>Breakdown by County</i>	
Monterey	1	<b>Guam (U.S. Territory)</b>		Audubon	
Orange	1	<i>Breakdown by County</i>			
Riverside	2	Guam	1	Scott	1
San Diego	1			Total	2
Ventura	1	<b>Hawaii</b>		<b>Maine</b>	
Total	8	<i>Breakdown by County</i>		<i>Breakdown by County</i>	
		Honolulu	2	Androscoggin	1
<b>Colorado</b>		<b>Idaho</b>		<b>Maryland</b>	
<i>Breakdown by County</i>		<i>Breakdown by County</i>		<i>Breakdown by County</i>	
El Paso	1	Idaho	1	Baltimore City	1
Larimer	1			Cecil	1
Pueblo	1			Dorchester	1
Vernon	1			Frederick	1
Total	4			Prince Georges	2
				Total	6

NOTE: For county breakdowns of In-Territory states, please see the Enrollment Map of that state.

**STATE/COUNTY BREAKDOWN:  
U.S. TERRITORY AND OUT-OF-TERRITORY STATES**

<b>Massachusetts</b> <i>Breakdown by County</i>			<b>Nevada</b> <i>Breakdown by County</i>			<b>Pennsylvania</b> <i>Breakdown by County</i>		
Suffolk	_____	1	Clark	_____	2	Allegheny	_____	1
Worcester	_____	1				Centre	_____	2
Total	_____	2	<b>New Hampshire</b> <i>Breakdown by County</i>			Crawford	_____	1
			Coos	_____	1	Dauphin	_____	1
<b>Michigan</b> <i>Breakdown by County</i>			<b>New Jersey</b> <i>Breakdown by County</i>			Mercer	_____	2
Bay	_____	1				Mifflin	_____	1
Cass	_____	1	Ocean	_____	2	Northampton	_____	1
Genesee	_____	1	Passaic	_____	1	Tioga	_____	1
Gladwin	_____	1	Total	_____	3	Total	_____	10
Macomb	_____	2	<b>New York</b> <i>Breakdown by County</i>					
Wayne	_____	2	Erie	_____	1	<b>Rhode Island</b> <i>Breakdown by County</i>		
Total	_____	8	Lewis	_____	1	Providence	_____	1
			Madison	_____	2	<b>South Dakota</b> <i>Breakdown by County</i>		
<b>Minnesota</b> <i>Breakdown by County</i>			Monroe	_____	1	Minnehaha	_____	1
Ramsey	_____	1	Nassau	_____	4	Shannon	_____	1
			New York	_____	1	Union	_____	1
<b>Mississippi</b> <i>Breakdown by County</i>			Onondaga	_____	1	Total	_____	3
Lauderdale	_____	1	Orange	_____	1			
			Queens	_____	2	<b>Texas</b> <i>Breakdown by County</i>		
<b>Missouri</b> <i>Breakdown by County</i>			Richmond	_____	1	Cameron	_____	1
Christian	_____	1	Tioga	_____	1	Dallas	_____	1
Greene	_____	1	Ulster	_____	1	Gregg	_____	1
Jackson	_____	1	Total	_____	17	Johnson	_____	2
Jefferson	_____	2	<b>North Dakota</b> <i>Breakdown by County</i>			Lubbock	_____	1
Saint Louis City	_____	2	Franklin	_____	1	Tarrant	_____	1
Total	_____	7				Total	_____	7
			<b>Oregon</b> <i>Breakdown by County</i>			<b>Utah</b> <i>Breakdown by County</i>		
<b>Montana</b> <i>Breakdown by County</i>			Lane	_____	1	Wasatch	_____	1
Gallatin	_____	1	Multnomah	_____	1			
			Washington	_____	1	<b>Vermont</b> <i>Breakdown by County</i>		
<b>Nebraska</b> <i>Breakdown by County</i>			Total	_____	3	Chittenden	_____	1
Douglas	_____	1						
Lancaster	_____	1						
Total	_____	2						

NOTE: For county breakdowns of In-Territory states, please see the Enrollment Map of that state.

**STATE/COUNTY BREAKDOWN:  
U.S. TERRITORY AND OUT-OF-TERRITORY STATES**

**Washington**

*Breakdown by County*

Pierce	_____	1
Snohomish	_____	1
Spokane	_____	1
Total	_____	3

**Wisconsin**

*Breakdown by County*

Milwaukee	_____	2
Richland	_____	1
Rock	_____	1
Walworth	_____	1
Total	_____	5

# First-Year Students

## 2015 FIRST-YEAR STUDENT ENROLLMENT BY CONTINENT



NOTE: The country of origin is based on application data, but does not necessarily reflect nationality or ethnicity.



**2015 FIRST-YEAR STUDENTS (N = 432)**  
**CONTINENT/COUNTRY BREAKDOWN**

**Africa (11 countries)**

*Breakdown by Country*

Ethiopia	_____	1
Gambia	_____	1
Ghana	_____	1
Lesotho	_____	1
Morocco	_____	1
Nigeria	_____	2
Rwanda	_____	1
Sierra Leone	_____	1
South Africa	_____	1
Zambia	_____	1
Zimbabwe	_____	1
<b>Total</b>	<b>_____</b>	<b>12</b>

**Asia, continued**

*Breakdown by Country*

South Korea	_____	1
Syria	_____	1
Tajikistan	_____	1
Uzbekistan	_____	1
Vietnam	_____	1
<b>Total</b>	<b>_____</b>	<b>14</b>

**Europe (4 countries)**

*Breakdown by Country*

Azerbaijan	_____	1
Macedonia	_____	1
Romania	_____	1
Ukraine	_____	1
<b>Total</b>	<b>_____</b>	<b>4</b>

**Asia (14 countries)**

*Breakdown by Country*

Bangladesh	_____	1
Burma	_____	1
China	_____	1
India	_____	1
Indonesia	_____	1
Kyrgyzstan	_____	1
Malaysia	_____	1
Nepal	_____	1
Pakistan	_____	1

**North America (3 countries)**

*Breakdown by Country*

Haiti	_____	1
Jamaica	_____	1
United States	_____	399
<b>Total</b>	<b>_____</b>	<b>401</b>

**South America (1 country)**

*Breakdown by Country*

Ecuador	_____	1
<b>Total</b>	<b>_____</b>	<b>1</b>

**2015 FIRST-YEAR STUDENTS**  
**ENROLLMENT FROM THE UNITED STATES, ITS TERRITORIES, AND THE ARMED FORCES**



**2015 FIRST-YEAR STUDENTS (432)  
STATE/COUNTY AND U.S. TERRITORY BREAKDOWN (N = 399)**

**Alabama**

*Breakdown by County*

Calhoun*	_____	1
Etowah*	_____	1
Jackson*	_____	1
Jefferson*	_____	17
Madison*	_____	1
Morgan*	_____	4
Shelby*	_____	1
Total	_____	26

**Georgia**

*Breakdown by County*

Catoosa*	_____	1
Clarke	_____	1
De Kalb	_____	2
Fulton	_____	2
Gordon*	_____	2
Gwinnett	_____	1
Taylor	_____	1
Whitfield*	_____	2
Total	_____	12

**Kentucky, continued**

*Breakdown by County*

Barren*	_____	1
Bell*	_____	7
Boone*	_____	5
Bourbon*	_____	3
Boyd*	_____	2
Boyle*	_____	1
Breathitt*	_____	3
Calloway*	_____	1
Campbell*	_____	2
Carter*	_____	2
Casey*	_____	4
Christian*	_____	2
Clark*	_____	2
Clay*	_____	4
Daviess*	_____	1
Edmonson*	_____	1
Fayette*	_____	14
Fleming*	_____	2
Floyd*	_____	2
Franklin*	_____	1
Garrard*	_____	4
Grant*	_____	2
Graves*	_____	1
Grayson*	_____	1
Greenup*	_____	5
Hardin*	_____	2
Harlan*	_____	1
Harrison*	_____	3
Henry*	_____	2

**Arizona**

*Breakdown by County*

Yuma	_____	1
------	-------	---

**Hawaii**

*Breakdown by County*

Honolulu	_____	1
----------	-------	---

**Arkansas**

*Breakdown by County*

Phillips	_____	2
----------	-------	---

**Illinois**

*Breakdown by County*

Cook	_____	2
------	-------	---

**California**

*Breakdown by County*

San Diego	_____	1
-----------	-------	---

**Indiana**

*Breakdown by County*

Dearborn	_____	1
Hamilton	_____	1
Hendricks	_____	1
Ripley	_____	1
Total	_____	4

**District of Columbia**

*Breakdown by County*

District of Columbia	_____	1
----------------------	-------	---

**Florida**

*Breakdown by County*

Orange	_____	1
Pinellas	_____	1
Polk	_____	1
Volusia	_____	1
Total	_____	4

**Iowa**

*Breakdown by County*

Scott	_____	1
-------	-------	---

**Kentucky**

*Breakdown by County*

Allen*	_____	3
Anderson*	_____	1

\*Denotes In-Territory county.

**2015 FIRST-YEAR STUDENTS (432)**  
**STATE/COUNTY AND U.S. TERRITORY BREAKDOWN (N = 399)**

<b>Kentucky, continued</b>		<b>Kentucky, continued</b>		<b>Missouri</b>	
<i>Breakdown by County</i>		<i>Breakdown by County</i>		<i>Breakdown by County</i>	
Hopkins*	1	Oldham*	2	Greene	1
Jackson*	1	Perry*	1	Jackson	1
Jefferson*	23	Powell*	1	Jefferson	1
Jessamine*	1	Pulaski*	9	Saint Louis City	1
Kenton*	4	Rockcastle*	5	Total	4
Knox*	1	Rowan*	1		
Larue*	2	Russell*	1	<b>New Jersey</b>	
Laurel*	1	Scott*	1	<i>Breakdown by County</i>	
Lee*	1	Spencer*	1	Ocean	1
Leslie*	2	Todd*	2	<b>New York</b>	
Letcher*	2	Union*	1	<i>Breakdown by County</i>	
Lincoln*	5	Warren*	2	Nassau	1
Livingston*	1	Wayne*	2	Orange	1
Madison*	12	Woodford*	2	Ulster	1
Magoffin*	2	Total	190	Total	3
Marion*	1			<b>North Carolina</b>	
Mason*	1	<b>Maryland</b>		<i>Breakdown by County</i>	
McCracken*	1	Baltimore City	1	Buncombe*	1
McCreary*	3	Frederick	1	Caldwell*	1
Meade*	1	Total	2	Forsyth	1
Mercer*	3	<b>Michigan</b>		Gaston	1
Montgomery*	2	<i>Breakdown by County</i>		Graham*	1
Muhlenburg*	1	Cass	1	Halifax	1
Nelson*	4	Macomb	1	Haywood*	4
Nicholas*	1	Total	2	Henderson*	1
Ohio*	1			Mecklenburg	1
				Polk*	1

\*Denotes In-Territory county.

**2015 FIRST-YEAR STUDENTS (432)  
STATE/COUNTY AND U.S. TERRITORY BREAKDOWN (N = 399)**

**North Carolina, continued**  
*Breakdown by County*

Rutherford*	_____	1
Swain*	_____	2
Transylvania*	_____	1
Wilkes*	_____	1
Yadkin	_____	1
Total	_____	19

**Ohio**  
*Breakdown by County*

Brown*	_____	3
Clermont*	_____	1
Cuyahoga	_____	2
Fairfield	_____	1
Hamilton*	_____	14
Highland*	_____	1
Jackson*	_____	1
Lawrence*	_____	1
Lorain	_____	1
Montgomery	_____	1
Morgan*	_____	1
Ross*	_____	1
Warren	_____	1
Wayne	_____	1
Wood	_____	1
Total	_____	31

**Oregon**  
*Breakdown by County*

Multnomah	_____	1
<b>Pennsylvania</b> <i>Breakdown by County</i>		
Dauphin	_____	1
Mercer	_____	1
Mifflin	_____	1
Total	_____	3

**South Carolina**  
*Breakdown by County*

Berkeley	_____	1
Greenville*	_____	2
Pickens*	_____	1
Total	_____	4

**South Dakota**  
*Breakdown by County*

Union	_____	1
-------	-------	---

**Tennessee**  
*Breakdown by County*

Anderson*	_____	5
Blount*	_____	1
Bradley*	_____	2
Claiborne*	_____	1
Cocke*	_____	2
Coffee	_____	2
Cumberland*	_____	1
Dyer	_____	1

**Tennessee, continued**  
*Breakdown by County*

Greene*	_____	2
Grundy*	_____	1
Hamilton*	_____	8
Hawkins*	_____	1
Jefferson*	_____	2
Knox*	_____	3
Loudon*	_____	2
Macon*	_____	1
McMinn*	_____	1
Polk*	_____	1
Putnam*	_____	1
Roane*	_____	1
Scott*	_____	2
Sevier*	_____	3
Smith*	_____	1
Sullivan*	_____	5
Sumner	_____	1
Warren*	_____	1
White*	_____	1
Total	_____	53

**Texas**  
*Breakdown by County*

Johnson	_____	1
---------	-------	---

\*Denotes In-Territory county.

**2015 FIRST-YEAR STUDENTS (432)  
STATE/COUNTY AND U.S. TERRITORY BREAKDOWN (N = 399)**

**Virginia**

*Breakdown by County*

Bedford*	_____	1
Henrico	_____	1
Lee*	_____	1
Prince William	_____	1
Radford City*	_____	1
Tazewell*	_____	1
Washington*	_____	2
Wise*	_____	2
Total	_____	10

**Washington**

*Breakdown by County*

Pierce	_____	1
--------	-------	---

**West Virginia**

*Breakdown by County*

Clay*	_____	1
Jackson*	_____	1
Jefferson*	_____	1
Kanawha*	_____	3
Marion*	_____	1
Monongalia*	_____	1
Pocahontas*	_____	1
Randolph*	_____	1
Summers*	_____	2
Wayne*	_____	2
Total	_____	14

\*Denotes In-Territory county.

# Transfer Students

## 2015 TRANSFER STUDENTS ENROLLMENT BY CONTINENT



NOTE: The country of origin is based on application data, but does not necessarily reflect nationality or ethnicity.



**2015 TRANSFER STUDENTS (N = 49)**  
**CONTINENT/COUNTRY BREAKDOWN**

**North America (3 countries)**

*Breakdown by Country*

Haiti	_____	1
Mexico	_____	1
United States	_____	47
<b>Total</b>	<b>_____</b>	<b>49</b>

**2015 TRANSFER STUDENTS**  
**ENROLLMENT FROM THE UNITED STATES, ITS TERRITORIES, AND THE ARMED FORCES**



**2015 TRANSFER STUDENTS (49)  
STATE/COUNTY BREAKDOWN (N = 47)**

<b>Alabama</b> <i>Breakdown by County</i>			<b>Kentucky, continued</b> <i>Breakdown by County</i>			<b>Ohio</b> <i>Breakdown by County</i>		
Etowah*	_____	1	Oldham*	_____	1	Clermont*	_____	1
Jefferson*	_____	1	Powell*	_____	1	Hamilton*	_____	1
<b>Total</b>	<b>_____</b>	<b>2</b>	<b>Total</b>	<b>_____</b>	<b>16</b>	Summit	_____	1
						Wood	_____	1
<b>Florida</b> <i>Breakdown by County</i>			<b>Michigan</b> <i>Breakdown by County</i>			<b>Total</b> <b>_____</b> <b>4</b>		
Hardee	_____	1	Bay	_____	1	<b>Rhode Island</b> <i>Breakdown by County</i>		
			Wayne	_____	1	Providence	_____	1
<b>Georgia</b> <i>Breakdown by County</i>			<b>Total</b> <b>_____</b> <b>2</b>			<b>Tennessee</b> <i>Breakdown by County</i>		
Fayette	_____	1				Campbell*	_____	1
<b>Idaho</b> <i>Breakdown by County</i>			<b>Mississippi</b> <i>Breakdown by County</i>			<b>Davidson</b> <i>Breakdown by County</i>		
Idaho	_____	1	Lauderdale	_____	1	Knox*	_____	1
<b>Indiana</b> <i>Breakdown by County</i>			<b>Nebraska</b> <i>Breakdown by County</i>			<b>Sumner</b> <i>Breakdown by County</i>		
Marion	_____	1	Douglas	_____	1	Wilson	_____	1
			Lancaster	_____	1	<b>Total</b>	<b>_____</b>	<b>5</b>
<b>Kentucky</b> <i>Breakdown by County</i>			<b>New York</b> <i>Breakdown by County</i>			<b>Texas</b> <i>Breakdown by County</i>		
Boyd*	_____	1	Erie	_____	1	Gregg	_____	1
Bullitt*	_____	1	<b>North Carolina</b> <i>Breakdown by County</i>			<b>Virginia</b> <i>Breakdown by County</i>		
Clark*	_____	1	Henderson*	_____	1	Clarke*	_____	1
Clinton*	_____	1	Mecklenburg	_____	1	Colonial Heights City	_____	1
Cumberland*	_____	1	<b>Total</b>	<b>_____</b>	<b>2</b>	Frederick*	_____	1
Fayette*	_____	3				<b>Total</b>	<b>_____</b>	<b>3</b>
Henry*	_____	1	<b>Washington</b> <i>Breakdown by County</i>					
Jefferson*	_____	1	Spokane	_____	1			
Kenton*	_____	1						
Lawrence*	_____	1						
Madison*	_____	1						
Marion*	_____	1						

\*Denotes In-Territory county.

**2015 TRANSFER STUDENTS (49)**  
**STATE/COUNTY BREAKDOWN (N = 47)**

**West Virginia**

*Breakdown by County*

Raleigh\*                    \_\_\_\_\_    1

**Wisconsin**

*Breakdown by County*

Walworth                    \_\_\_\_\_    1

\*Denotes In-Territory county.