


Student Labor Highlights

NOTE: Definitions of all categories can be found [here](#).

Academic Year
2016-17



12.6 Average Hours Worked per Week

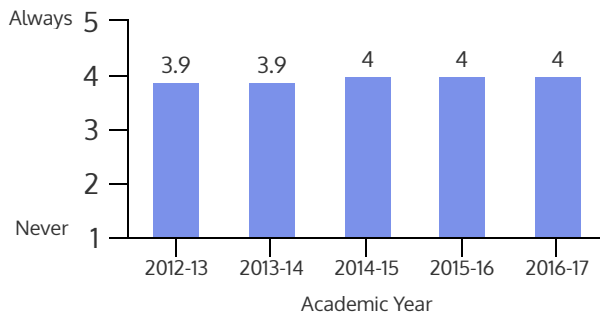
18,794 Total Hours Contracted per Week

37% Contracted for More than 10 Hours/Week

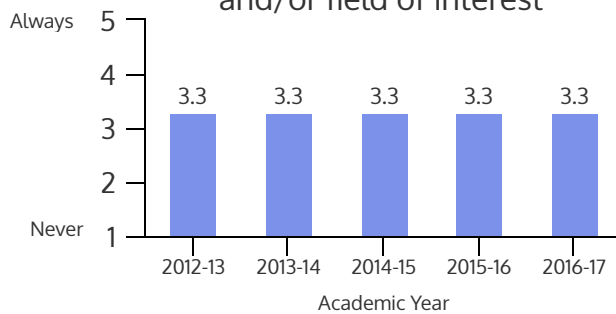
Based on the Labor Experience Evaluation (LEE)

Relationship between Work and Academics

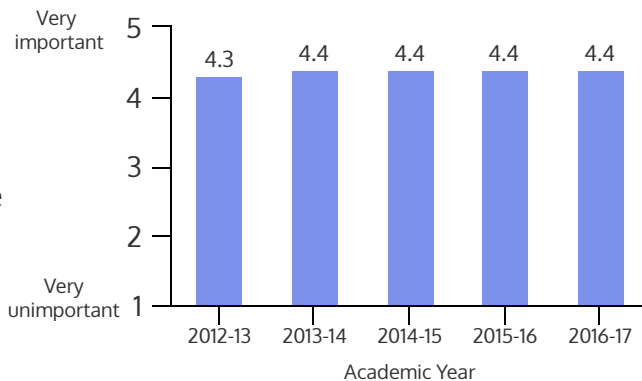
Skills I'm learning at work are supporting my academic development



My work provides experiences that directly relate to my academic major and/or field of interest



I consider my labor experience to be...



Overall Student Labor Evaluation (SLE) Score Spring 2017

Given by Labor Supervisors (Primary Positions Only)

Exceptional labor performance

30%

Exceeds expectations

35%

Meets expectations

27%

Needs improvement

4%

Not meeting expectations

3%