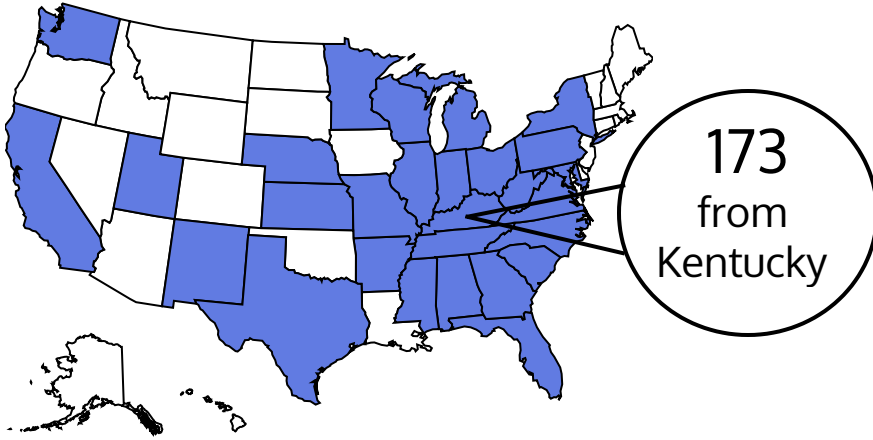


# First-Year Student Highlights

## Fall 2019

NOTE: Definitions of all categories can be found [here](#).



### 413 Students enrolled from...

28 States

29 Countries

71% In-Territory

23% At-Risk and Distressed Counties

### Academic Preparation

Mean ACT

25.1

Required at least one course of developmental math

21%

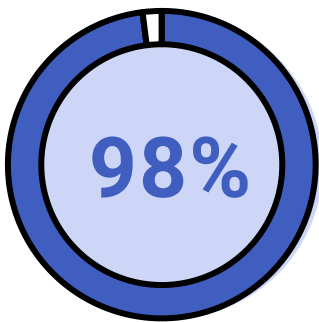
High School Percentile Rank

Second Fifth 33%

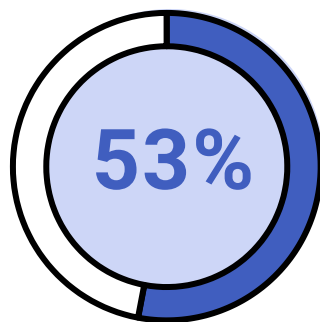
Third Fifth 7%

Top Fifth 59%

### Financial Qualifications



Pell Grant Recipients



Domestic Students with an EFC of \$0 (Expected Family Contribution)

### Enrollment Characteristics

55% Female (Based on birth sex response on application)

25% African-American

7% F-1 International

13% Hispanic

60% First Generation

6% Homeschooled