

Faculty and Staff Highlights

Fall 2019

NOTE: Definitions of all categories can be found [here](#).

Full-Time Faculty 139

Average Age
51

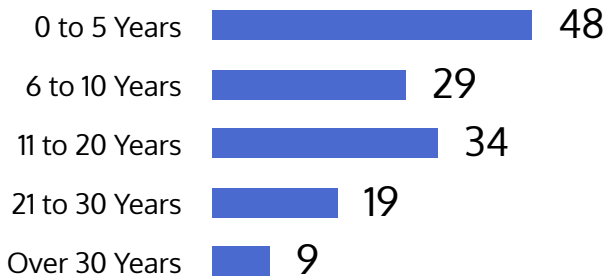
Alumni
11%

3% Hispanic/Latino/
Spanish Origin
11% Black or African
American

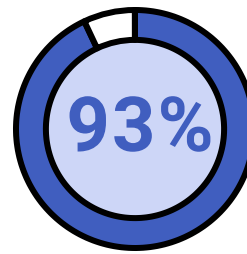
Female
51%

Male
49%

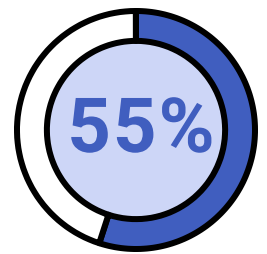
Number of Faculty by Length of Service



Terminal Degree



Tenured



Student-to-Faculty Ratio (10/1)



Total Staff 687

Female
64%

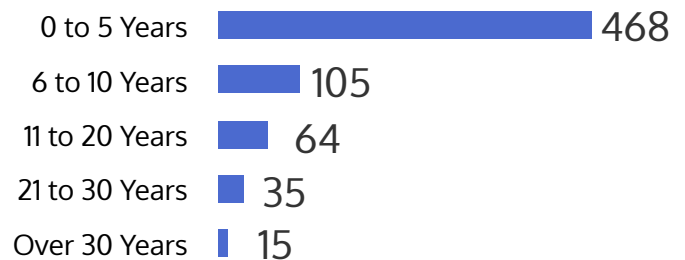
Male
36%

Alumni
29%

Average Age
43

Hispanic/Latino/
Spanish Origin
2%
Black or African
American
9%

Number of Staff by Length of Service



NOTE: 235/687 staff members work for Partners for Education (PFE).