


# Student Labor Highlights

NOTE: Definitions of all categories can be found [here](#).

Fall 2019



**11.7** Average Hours Worked per Week

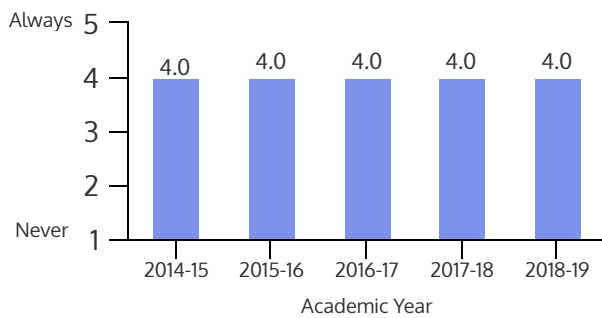
**19,412** Total Hours Contracted per Week

**40%** Contracted for More than 10 Hours/Week

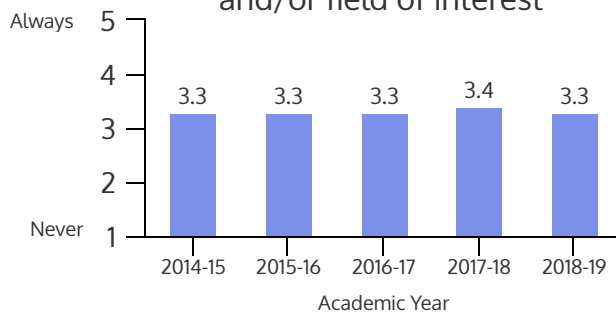
## Based on the Labor Experience Evaluation (LEE)

### Relationship between Work and Academics

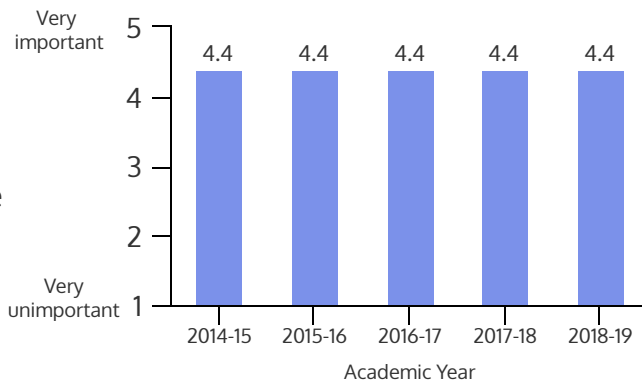
Skills I'm learning at work are supporting my academic development



My work provides experiences that directly relate to my academic major and/or field of interest



I consider my labor experience to be...



## Overall Student Labor Evaluation (SLE) Score Spring 2019

Given by Labor Supervisors (Primary Positions Only)

Exceptional labor performance

30%

Exceeds expectations

43%

Meets expectations

23%

Needs improvement

3%

Not meeting expectations

1%