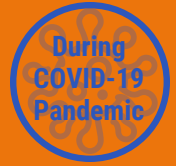
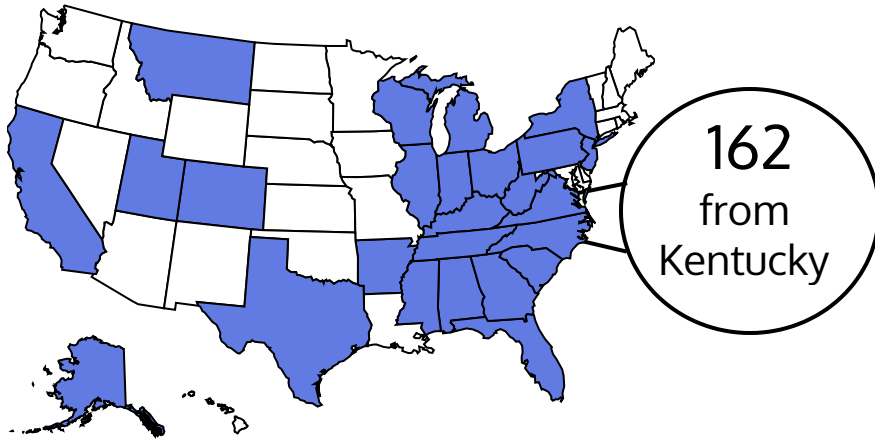


First-Year Student Highlights

Fall 2020



NOTE: Definitions of all categories can be found here.



295 Students enrolled from...

- 25 States
- 1 U.S. Territory
- 3 Countries

84%	In-Territory
50%	Appalachian Regional Commission (ARC) Counties
23%	At-Risk and Distressed ARC Counties

Academic Preparation

Mean ACT

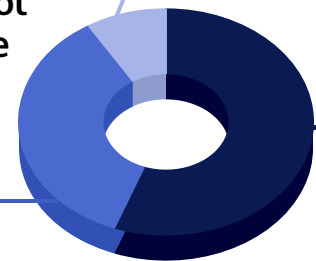
24.3

Required at least one course of developmental math

27%

High School Percentile Rank

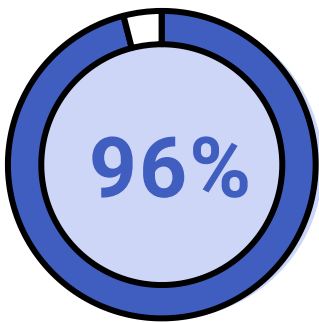
Second Fifth 36%



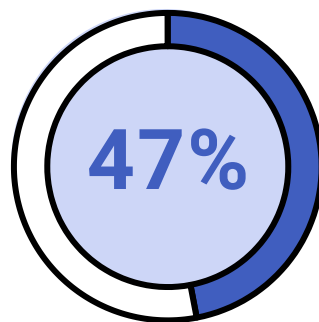
Third Fifth 9%

Top Fifth 56%

Financial Qualifications



Pell Grant Recipients



Domestic Students with an EFC of \$0 (Expected Family Contribution)

Enrollment Characteristics

(Based on birth sex response on application)

- 63% Female
- 23% African-American
- 0.3% F-1 International
- 18% Hispanic
- 56% First Generation
- 2% Homeschooled