
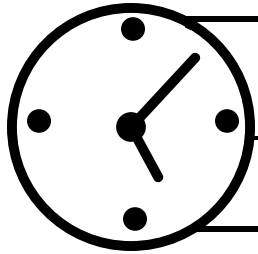


# Student Labor Highlights



NOTE: Definitions of all categories can be found [here](#).

Fall 2020



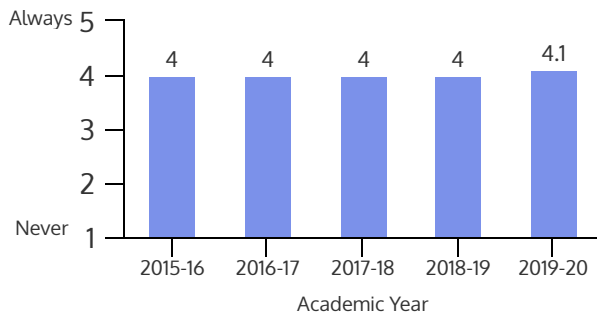
**11,792** Total Hours Contracted (includes both remote and in-person) per Week (a decrease of 7,620 hours from Fall 2019)

**23%** Contracted for More than 10 Hours/Week (Fall 2019 was 40%)

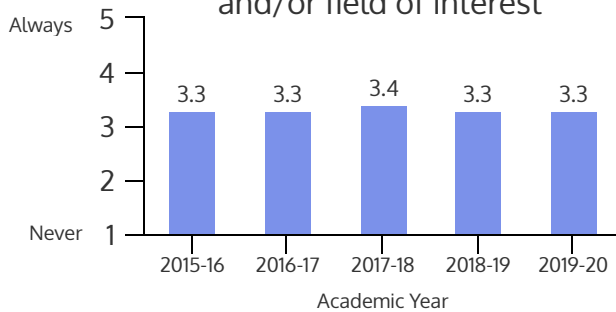
## Based on the Labor Experience Evaluation (LEE)

### Relationship between Work and Academics

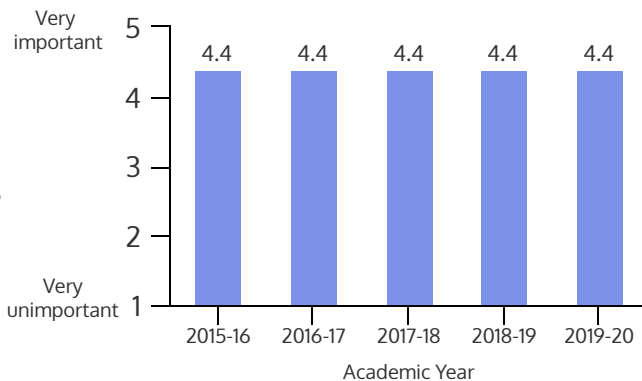
Skills I'm learning at work are supporting my academic development



My work provides experiences that directly relate to my academic major and/or field of interest



I consider my labor experience to be...



## Overall Student Labor Evaluation (SLE) Score Spring 2020

Given by Labor Supervisors (Primary Positions Only)

Exceptional labor performance

35%

Exceeds expectations

44%

Meets expectations

19%

Needs improvement

1%

Not meeting expectations

<1%