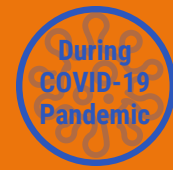
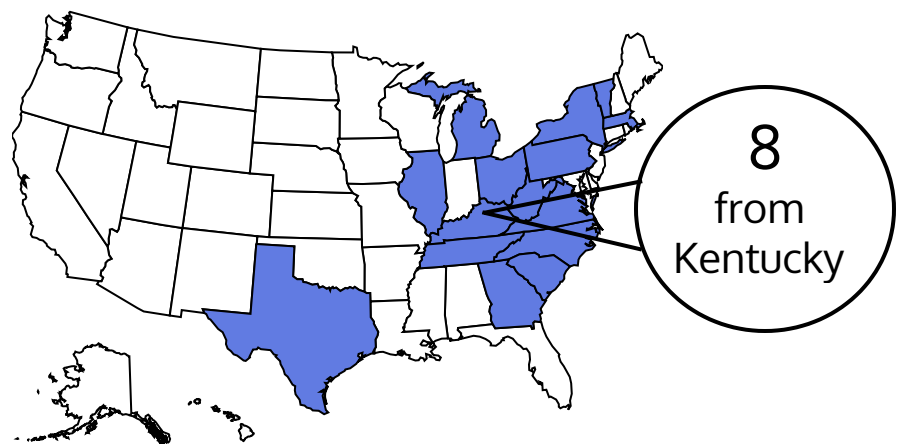


Transfer Student Highlights

Fall 2020



NOTE: Definitions of all categories can be found here.



30 Students enrolled from...

- 15 States**
- 1 U.S. Territory**
- 1 Country**

57%	In-Territory
43%	Appalachian Regional Commission (ARC) Counties
23%	At-Risk and Distressed ARC Counties

Academic Preparation

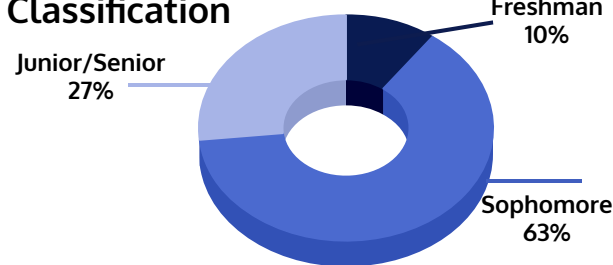
Mean Transfer GPA



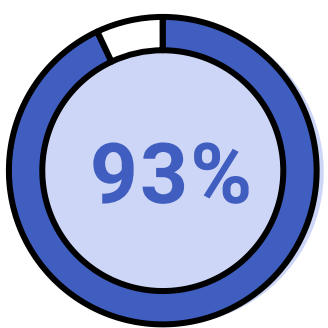
Required at least one course of developmental math



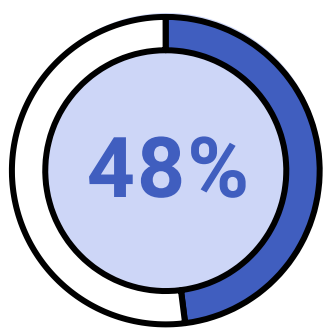
Classification



Financial Qualifications



Pell Grant Recipients



Domestic Students with an EFC of \$0 (Expected Family Contribution)

Enrollment Characteristics

- (Based on birth sex response on application)
- 73%** Female
 - 23%** African-American
 - 3%** F-1 International
 - 13%** Hispanic
 - 54%** First Generation
 - 27%** KCTCS Transfer (Kentucky Community and Technical College System)