


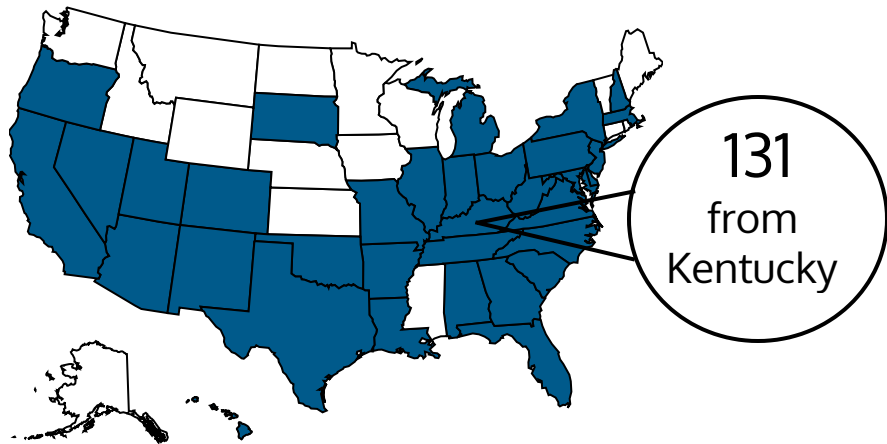
# First-Year Student Highlights

## Fall 2021

### (N = 338)



NOTE: Definitions of all categories can be found [here](#).



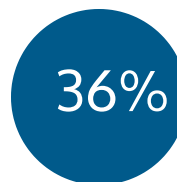
## 338 Students enrolled from...

- 35 States
- 1 U.S. Territory
- 20 Countries

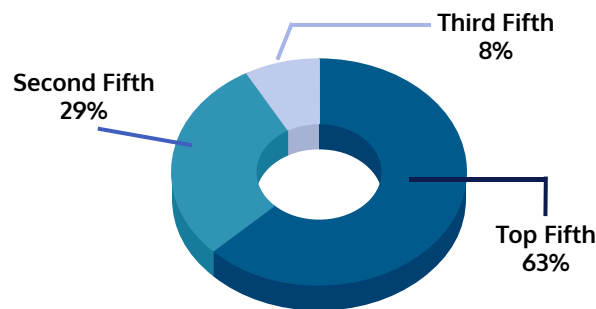
- 64% In-Territory
- 43% Appalachian Regional Commission (ARC) Counties
- 20% At-Risk and Distressed ARC Counties

## Academic Preparation

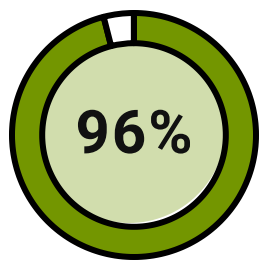
Required at least one developmental mathematics course



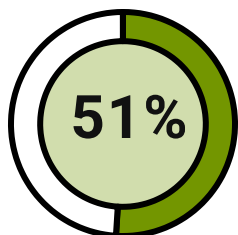
## High School Percentile Rank



## Financial Qualifications



Pell Grant Recipients



Domestic Students with \$0 Expected Family Contribution

## Enrollment Characteristics

- 59% Female (Based on birth sex response on application)
- 14% Hispanic
- 29% African-American
- 58% First Generation
- 5% F-1 International
- 3% Homeschooled

## Gender Identity

(Based on student responses on the admissions application)

Female	145 (42.9%)
Male	96 (28.4%)
No Response	85 (25.1%)
Genderqueer/Non-Binary	6 (1.8%)
Transgender (Female to Male)	4 (1.2%)
Transgender (Male to Female)	1 (0.3%)
Gender nonconforming	1 (0.3%)
Self-prescribed gender identity	0 (0%)