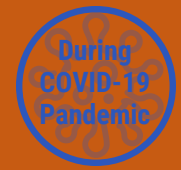


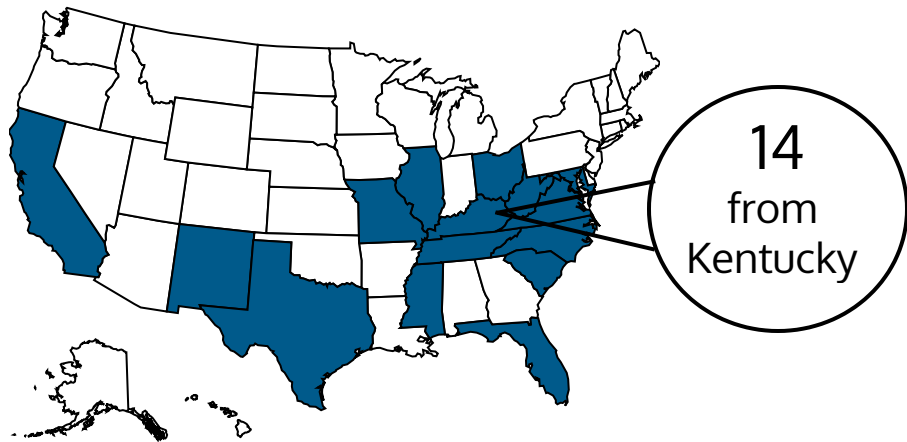
# Transfer Student Highlights

## Fall 2021

### (N = 40)



NOTE: Definitions of all categories can be found [here](#).



40 Students enrolled from...

15 States  
1 U.S. Territory

60% In-Territory  
38% Appalachian Regional Commission (ARC) Counties  
13% At-Risk and Distressed ARC Counties

## Academic Preparation

Mean Transfer GPA

3.53

Required at least one course of developmental math

58%

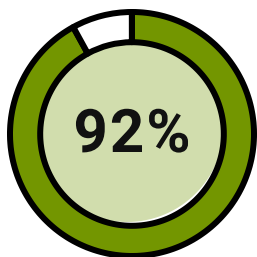
## Classification

Junior/Senior  
30%

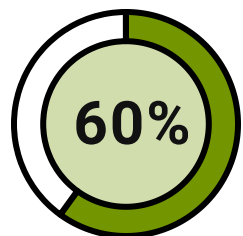
Freshman  
28%

Sophomore  
43%

## Financial Qualifications



Pell Grant Recipients



Domestic Students with \$0 Expected Family Contribution

## Enrollment Characteristics

63% Female (Based on birth sex response on application)

28% African-American

0% F-1 International

10% Hispanic

49% First Generation

18% KCTCS Transfer  
(Kentucky Community and Technical College System)

## Gender Identity

(Based on student responses on the admissions application)

Female	18 (45.0%)
Male	11 (27.5%)
No Response	10 (25.0%)
Genderqueer/Non-Binary	1 (2.5%)
Transgender (Female to Male)	0 (0%)
Transgender (Male to Female)	0 (0%)
Gender nonconforming	0 (0%)
Self-prescribed gender identity	0 (0%)