

Sustainability and Environmental Studies

Student, Faculty, and Staff Survey Items



Student survey names listed in blue
Faculty and staff survey names listed in green

Student, Faculty, and Staff Survey Feedback by Topical Area: Sustainability and Environmental Studies

Cooperative Institutional Research Program (CIRP), Entering Fall Term First-Year and New Transfer Students

Graphical Report (Recent Trends)

Please indicate the importance to you personally of each of the following:

- Becoming involved in programs to clean up the environment
- Adopting “green” practices to protect the environment (*last asked in 2014*)

Rate your agreement with each of the following:

- The federal government is not doing enough to control environmental pollution (asked in 2006 through 2010 and again in 2022)
- Addressing global climate change should be a federal priority (2008, 2010, 2014, and 2016) (prior to 2014, was worded, “global warming”)

Berea-Specific Entering Survey, Entering Fall Term First-Year and New Transfer Students

Rate the importance to you of each of the following:

- Protecting the natural world
- Solving environmental problems
- Being a responsible citizen of the world

Student Satisfaction Inventory (SSI), All Students: 2013, 2018, and 2023

Berea-Specific Item

Breakdowns by: All, African-American, International, Male, and Female Students

Importance/Satisfaction Ratings

- The College has adequate environmental/sustainability practices in place.

Graduating Seniors’ Survey

How much progress have you made toward the following outcome?

- Learning principles for conserving and improving the global environment

Berea-Specific Items

Rate the importance to you of each of the following:

- Protecting the natural world
- Solving environmental problems

Historical Survey Data (Prior to 2014)

Cooperative Institutional Research Program (CIRP), Entering Fall Term First-Year and New Transfer Students

Graphical Report (2002)

Rate your agreement with each of the following:

- The federal government should do more to discourage energy consumption (*only asked in 2002*)

Berea-Specific Entering Survey, Entering Fall Term First-Year and New Transfer Students

How important is it to you to accomplish each of the following goals?

- To learn more about environmental problems

Rate the importance to you of each of the following:

- Working for social change

Your First College Year (YFCY), Spring 2005 Follow up to Fall 2004 CIRP

Percent of students who marked the objective as “very important” or “essential”

- Becoming involved in programs to clean up the environment

Berea-Specific Exit Survey, Graduating Seniors

How well did Berea College help you:

- Learn more about environmental problems

How well did your experiences at Berea College help you accomplish the following goal:

- Understand the workings of our natural environment and the consequences of human activities on it

Rate your agreement with the following statement:

- Overall, GST courses have heightened my understanding of environmental concerns

Ecovillage, CDL Employees, and Kentucky/Talcott Residents Survey, August 2003 and Spring 2004

Ecovillage Child Development Laboratory (CDL) Employee Survey Results

Knowledge

- What is the main source of water pollution in the U.S.?
- The largest use of energy in the average U.S. home is:
- Which action contributes the most to global warming?
- When you turn on a light or run an appliance in Berea, the electricity that you use is produced
- Which of the following are renewable energy sources?
- When you turn on a faucet in Berea, the water comes from:
- How much water does the average Berea household use per day?
- When you flush a toilet in a campus building, where does the waste go initially?
- How many pounds of garbage does the average person in the U.S. dispose of each year?
- As many as 200 species go extinct worldwide each day: What is the major cause?

Ecovillage, CDL Employees, and Kentucky/Talcott Residents Survey, continued:

Behaviors

- I turn off lights and appliances when they're not being used in order to conserve electricity
- Given a choice, I walk, take public transportation or ride a bike instead of using a car
- I limit the length of my showers to conserve water
- I adjust the water setting on my washing machine to use the least amount of water
- Before pouring a household chemical down the drain, I read the label to see if it's safe
- I avoid purchasing products that are over-packaged
- I recycle paper, glass, and/or metal waste products at home or at school
- I compost my organic kitchen wastes
- If I see a plant or animal that is new to me, I try to learn its name
- I read articles or books about the environment

Attitudes:

Rate the importance to you of each of the following

- Protecting the natural world
- Solving environmental problems

How important to you is it to accomplish the following goals?

- To learn more about environmental problems
- To understand how ecosystems work
- To understand more about the local ecology (living and nonliving parts of the local ecosystem and how they interact)

To what extent do you agree with the following statements?

- Plants and animals exist primarily to be used by humans
- As long as I can afford it, I should be able to have whatever goods are available
- Humans need not adapt to the natural environment because they can remake it to suit their needs
- It is just too difficult for someone like me to do much about the environment
- Many of the claims about the environmental threats are exaggerated

Open-Ended Comments

- How will the CDL's connection to the Ecovillage influence your teaching and/or other job duties?
- What concerns or suggestions do you have at this point?
- What would you like to know more about concerning environmental issues?

Pre and Post Survey Results – CDL Employees

Ecovillage Resident Survey Results

Knowledge(same items as above)

Behaviors(same items as above)

Attitudes(same items as above)

Open-Ended Comments

- What will be the greatest value to your family living in the Ecovillage?
- What will be different living in the Ecovillage as opposed to living in regular housing?
- What concerns or suggestions do you have at this point?
- What would you like to know more about concerning environmental issues?
- Additional Comments:

Pre and Post Survey Results – Ecovillage Residents

[Ecovillage, CDL Employees, and Kentucky/Talcott Residents Survey, continued:](#)

Kentucky/Talcott Resident Survey Results

Knowledge(same items as above)

Behaviors(same items as above)

Attitudes(same items as above)

Open-Ended Comments

- What will be the greatest value to you living in this residence hall?
- What will be different living in Kentucky/Talcott as opposed to living in regular hall?
- What concerns or suggestions do you have at this point?
- What would you like to know more about concerning environmental issues?
- Additional comments:

Pre and Post Survey Results – Kentucky/Talcott Residents

[ACT Alumni Survey, Graduates two years after graduation](#)

Berea-Specific Item:

How much did each of the following aspects of Berea College contribute to your personal growth?

- Participation in activism (political party work, social justice activities, environmental action projects, etc.)

[ACT Appalachian Region Alumni Outcomes Survey, 1974-76, 1984-86, 1994-96 Graduates](#)

Indicate your opinion of the importance of each of the following skills and competencies in your current endeavors:/ Indicate the contribution that our experiences at this college made to your growth in each area:

- Awareness of environmental issues

Indicate your level of involvement while attending this institution/at the current time:

- Environmental

[Berea-Specific Alumni Survey, Spring 2010, Graduates from the 1980s, 1990s, and 2000s \(with valid email addresses\)](#)

Importance to you personally/Contribution made by Berea College toward your personal growth

- Awareness of environmental issues

[ACT Alumni Outcomes Survey, Fall 2010 \(Work College Consortium\) Graduates 1992-93 through 2006-07](#)

First, indicate your opinion of the importance of the skill an individual's efforts to be personally/professionally successful in today's world. Then, indicate the impact of your experiences at this school on your attainment of each skill.

- Understanding the interaction of human beings and the environment

For each type of activity of organization listed below, indicate your level of involvement while you were attending this school. Then indicate your level of involvement in that activity or organization at the current time.

- Environmental

Cooperative Institutional Research Program (CIRP)

(Entering Fall Term Students)



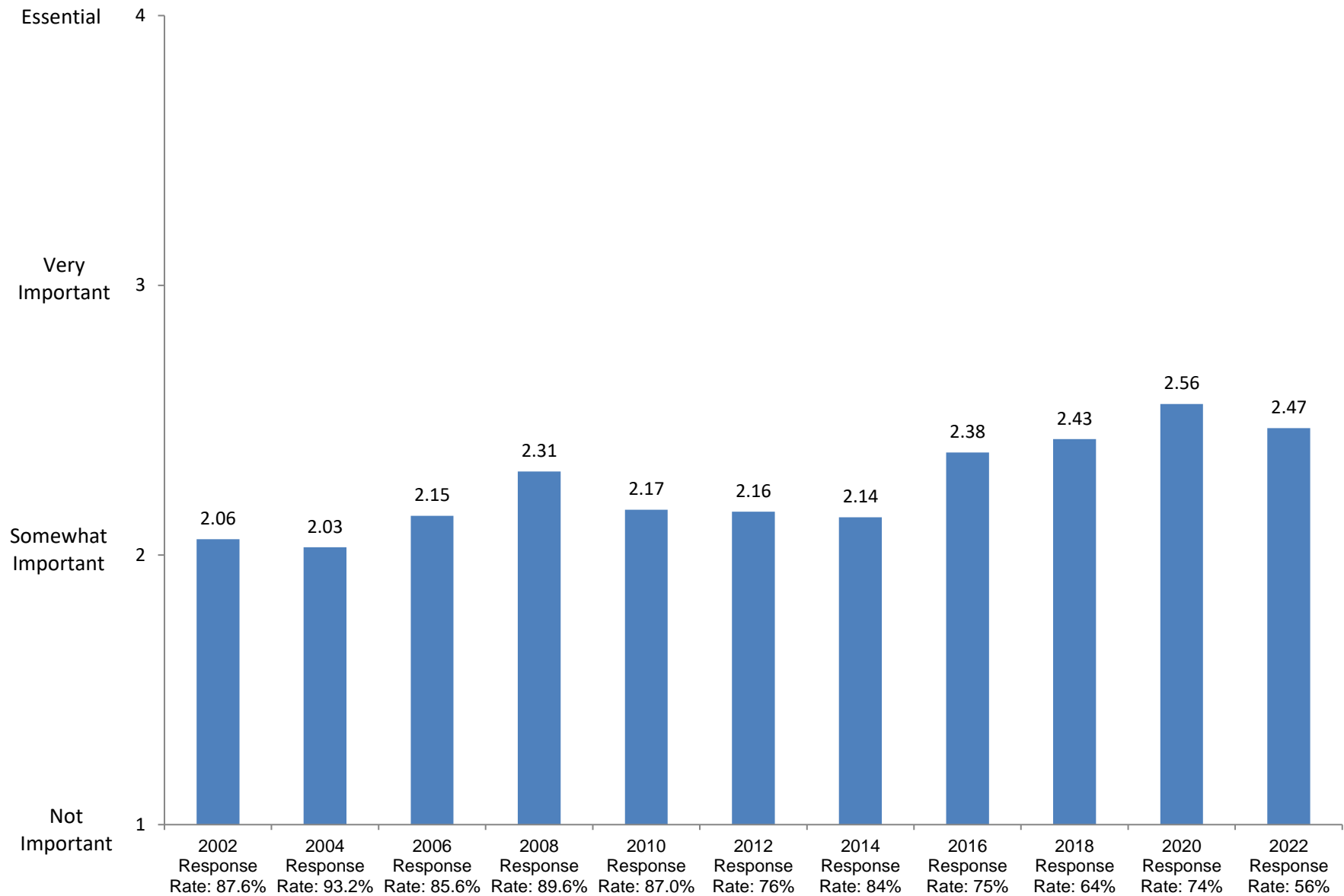
Administered Fall Terms 2002, 2004, 2006, 2008,
2010, 2012, 2014, 2016, 2018, 2020, and 2022

[Select to see survey instruments](#)

Response Rates:			
2002	87.6%	2004	93.2%
2006	85.6%	2008	89.6%
2010	87.0%	2012	76.0%
2014	84.0%	2016	74.7%
2018	64.0%	2020	74.0%
2022	56.0%		

Please indicate the importance to you personally of each of the following:

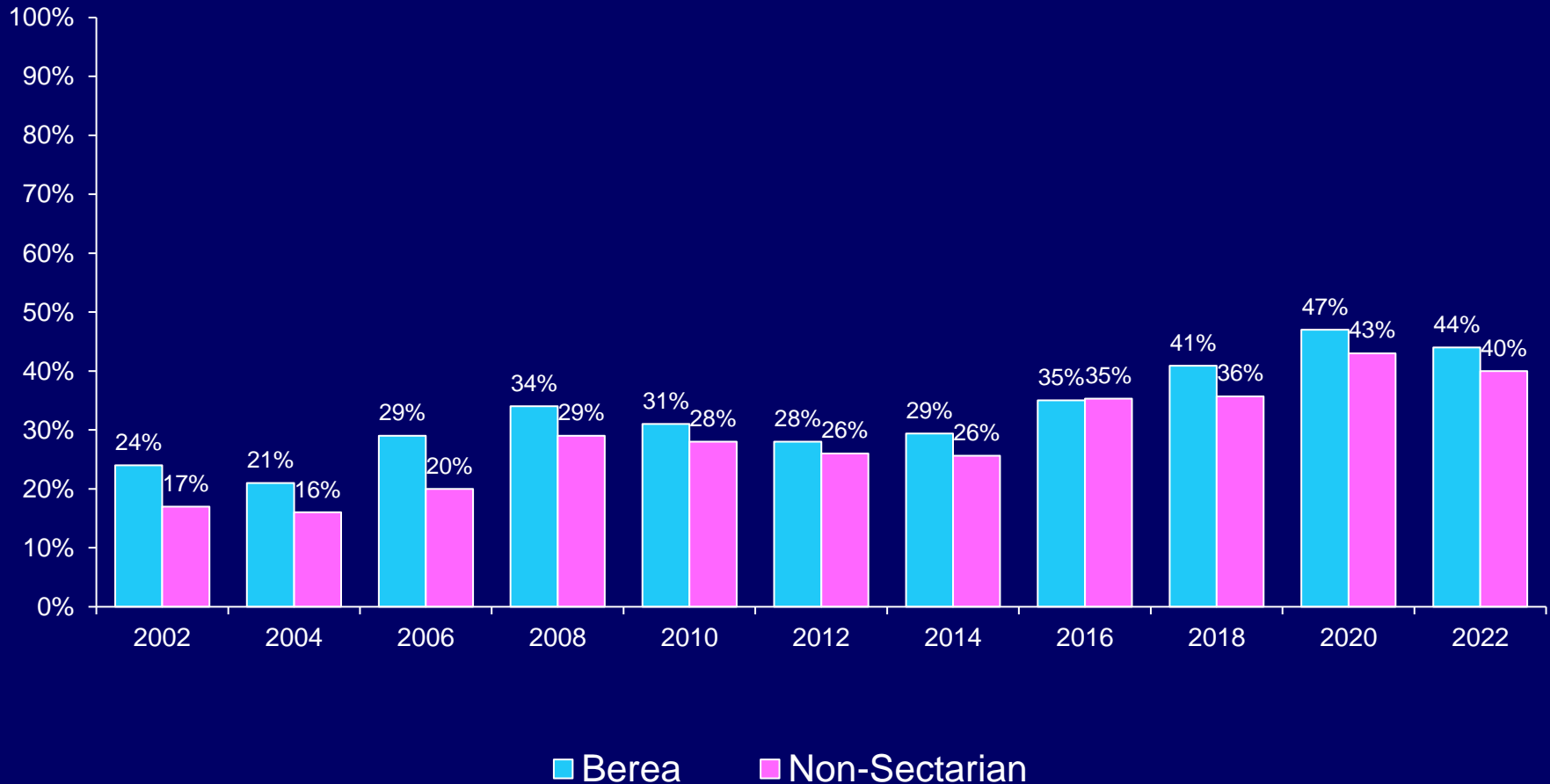
Becoming involved in programs to clean up the environment



Based on first-year and new transfer student data from the Cooperative Institutional Research Program (CIRP), administered in even Fall Terms during orientation week.

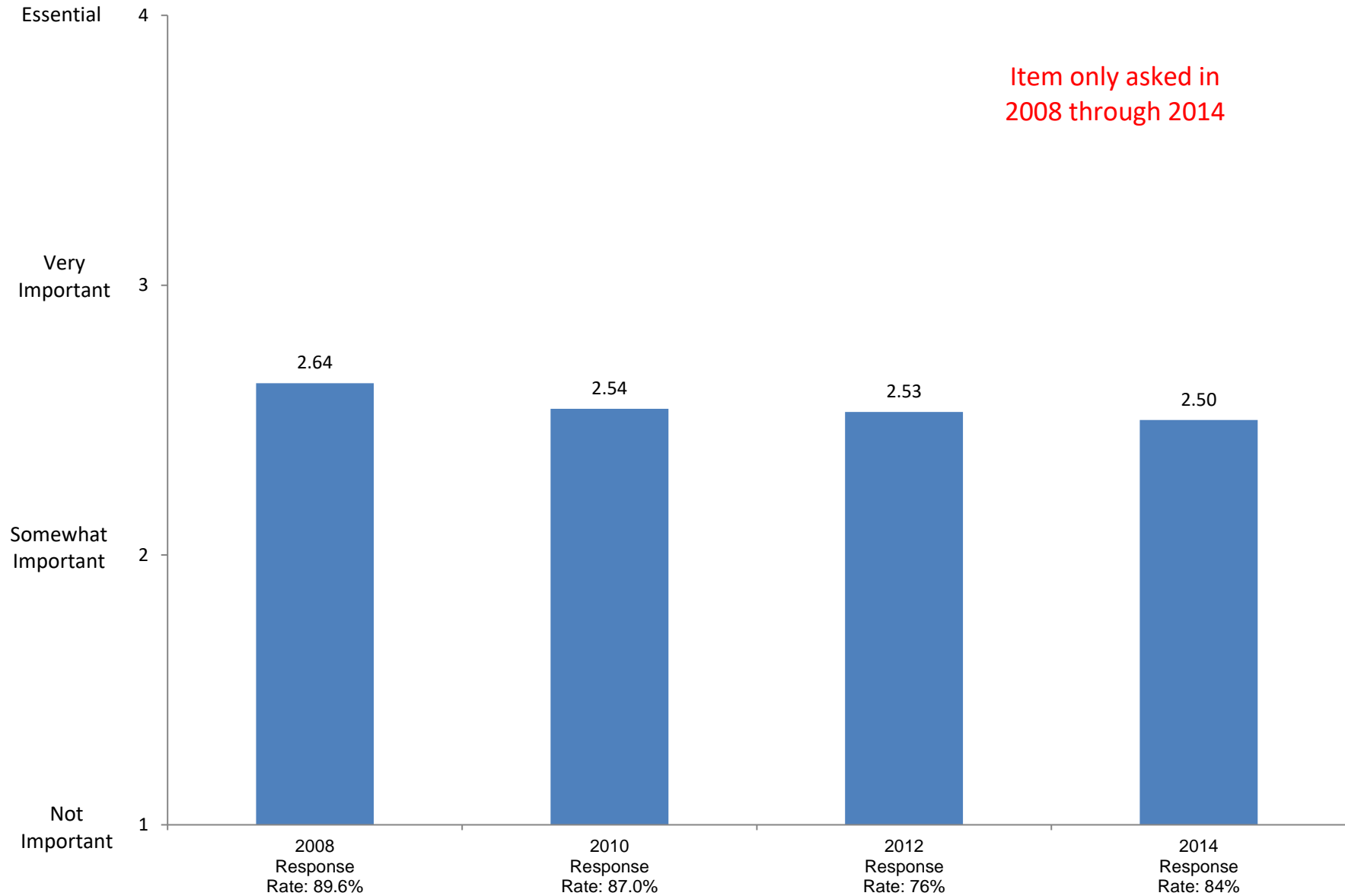
*Percent of students who indicated that the following was
“essential” or “very important” to them personally*

Becoming involved in programs to clean up the environment



Please indicate the importance to you personally of each of the following:

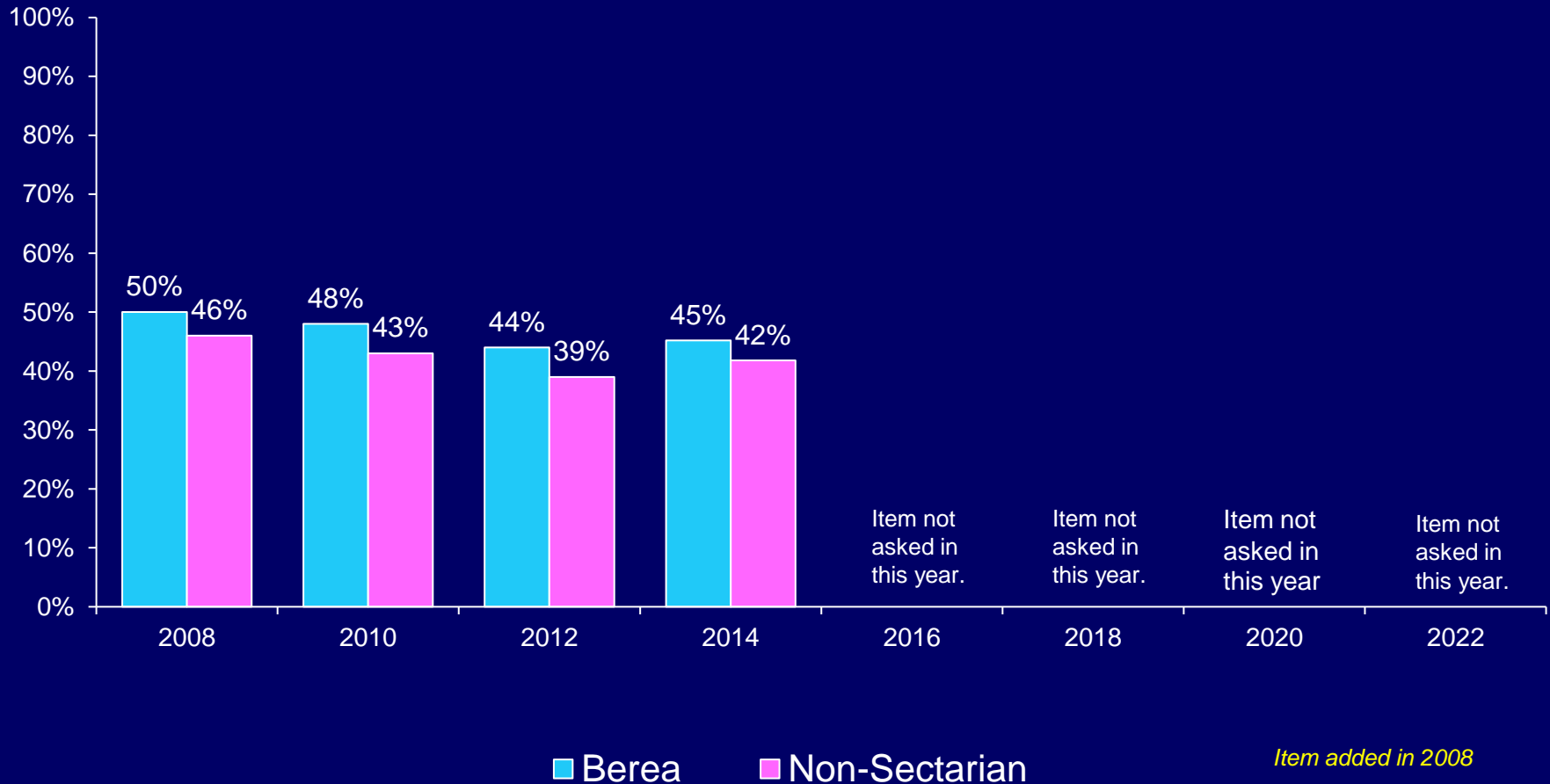
Adopting "green" practices to protect the environment



Based on first-year and new transfer student data from the Cooperative Institutional Research Program (CIRP), administered in even Fall Terms during orientation week.

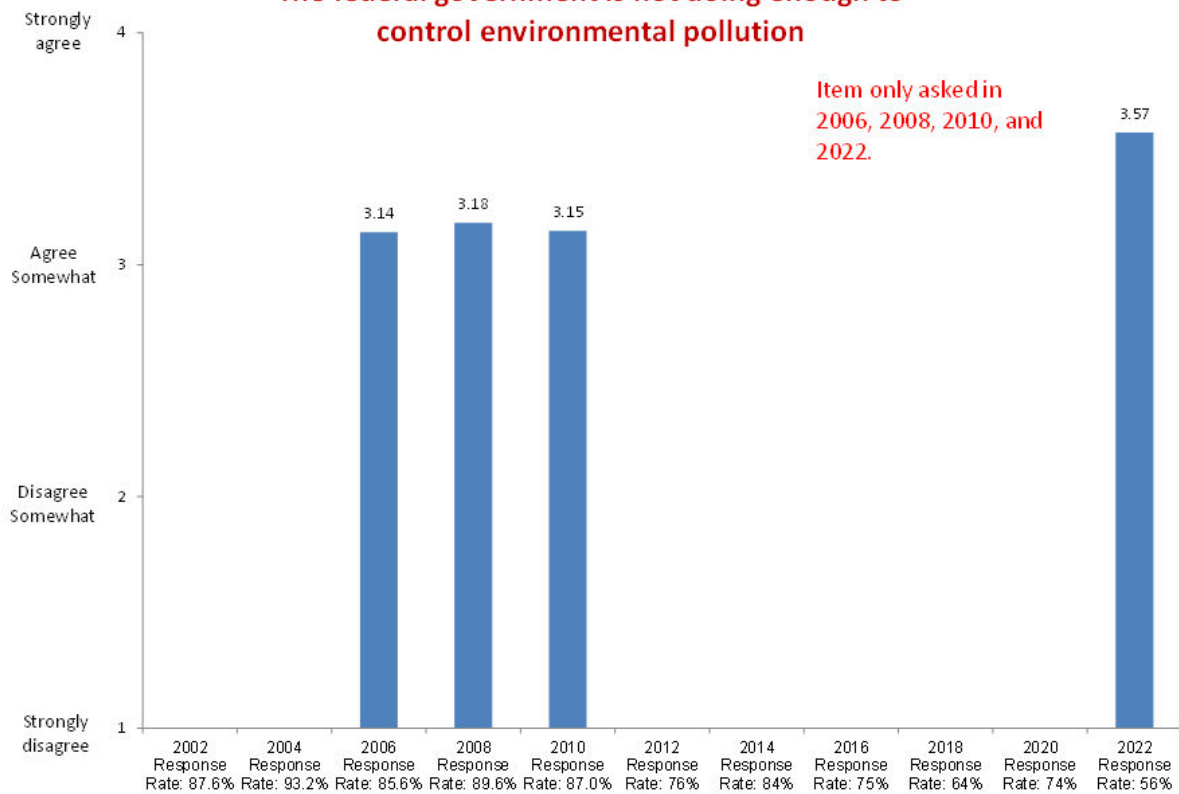
*Percent of students who indicated that the following was
“essential” or “very important” to them personally*

Adopting “green” practices to protect the environment



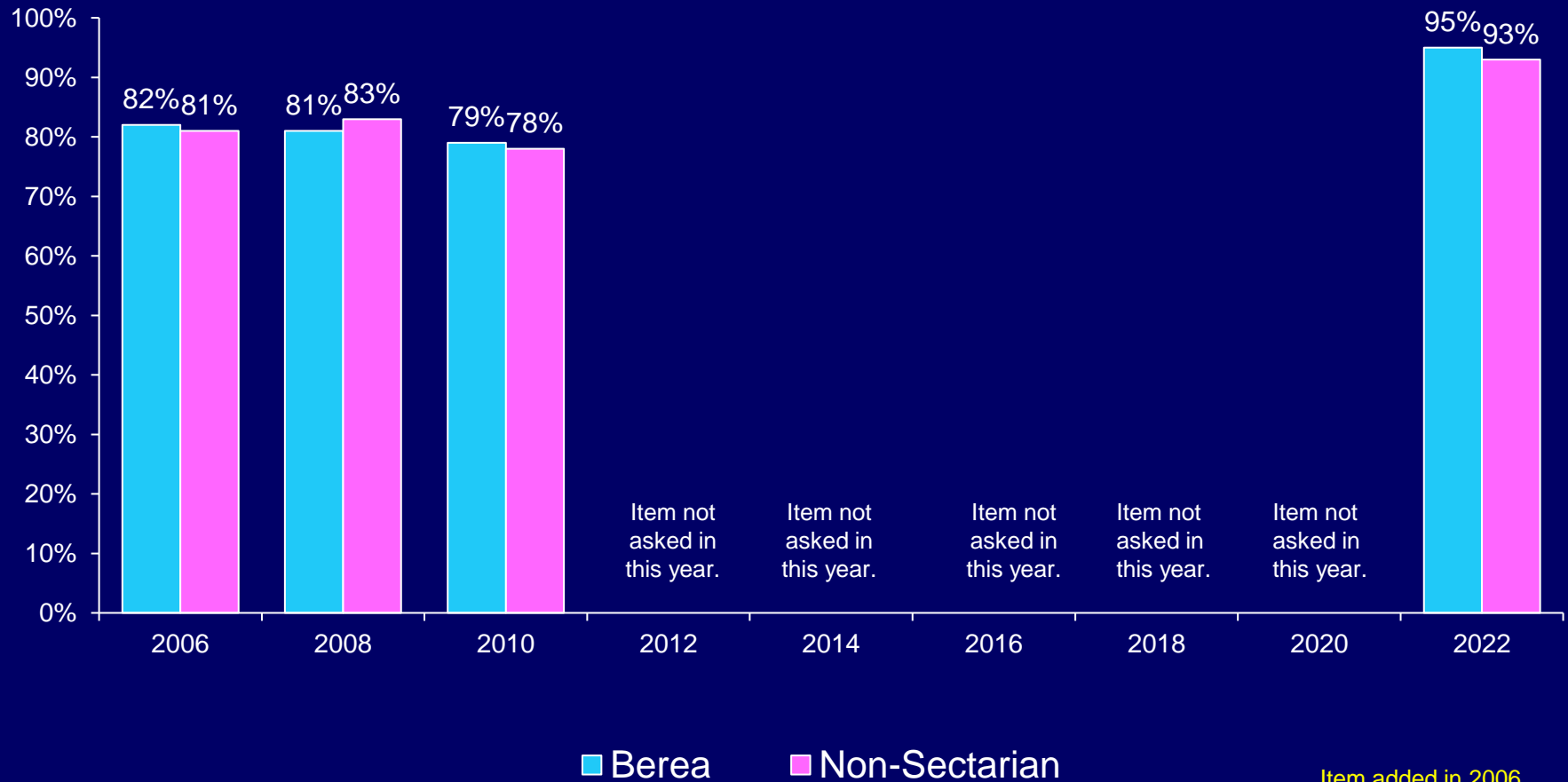
Rate your agreement with each of the following.

The federal government is not doing enough to control environmental pollution



Based on first-year and new transfer student data from the Cooperative Institutional Research Program (CIRP), administered in even Fall Terms during orientation week.

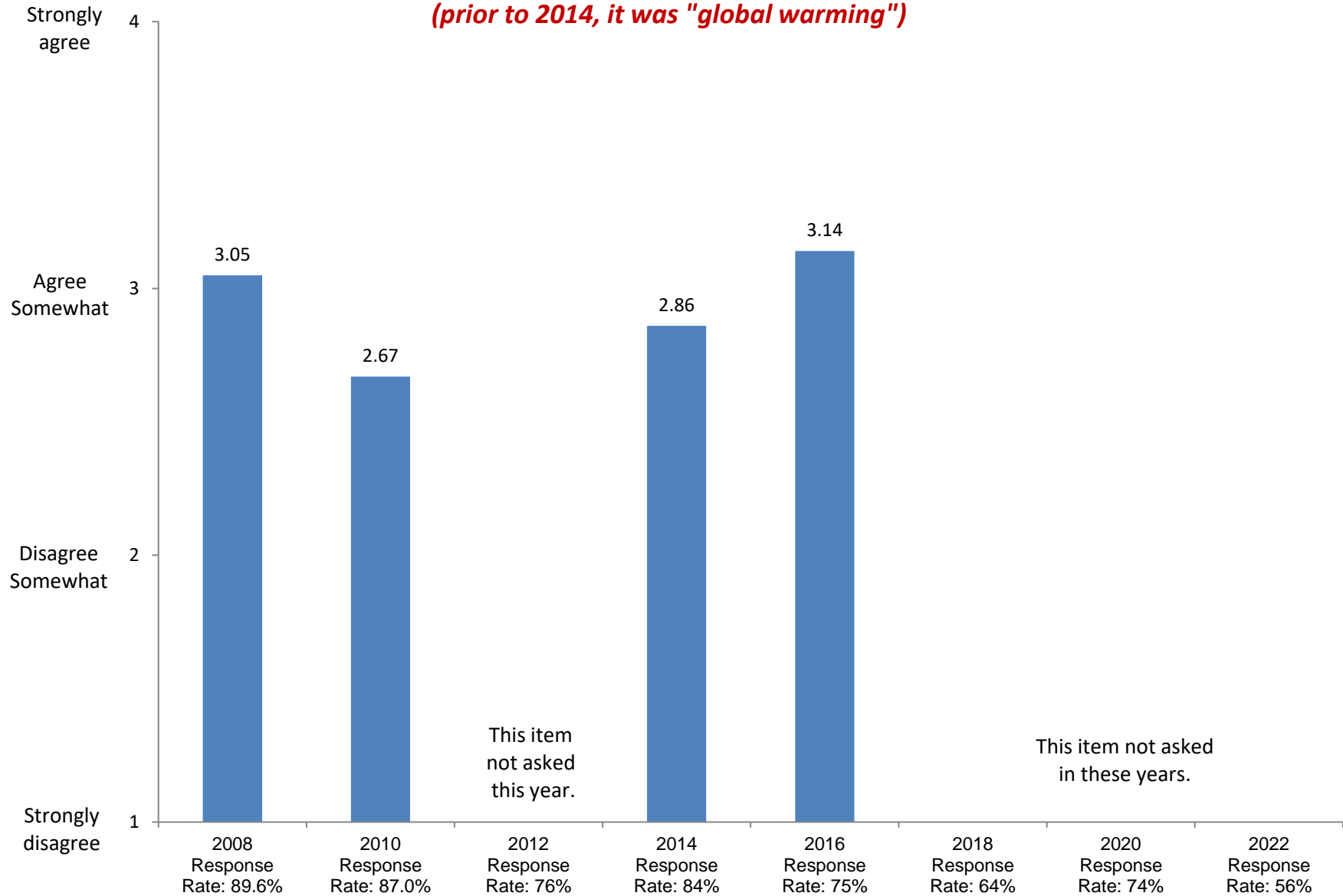
Percent of students who “agree strongly” or “agree somewhat” that:
**The federal government is not doing enough
to control environmental pollution**



Item added in 2006.

Rate your agreement with each of the following.

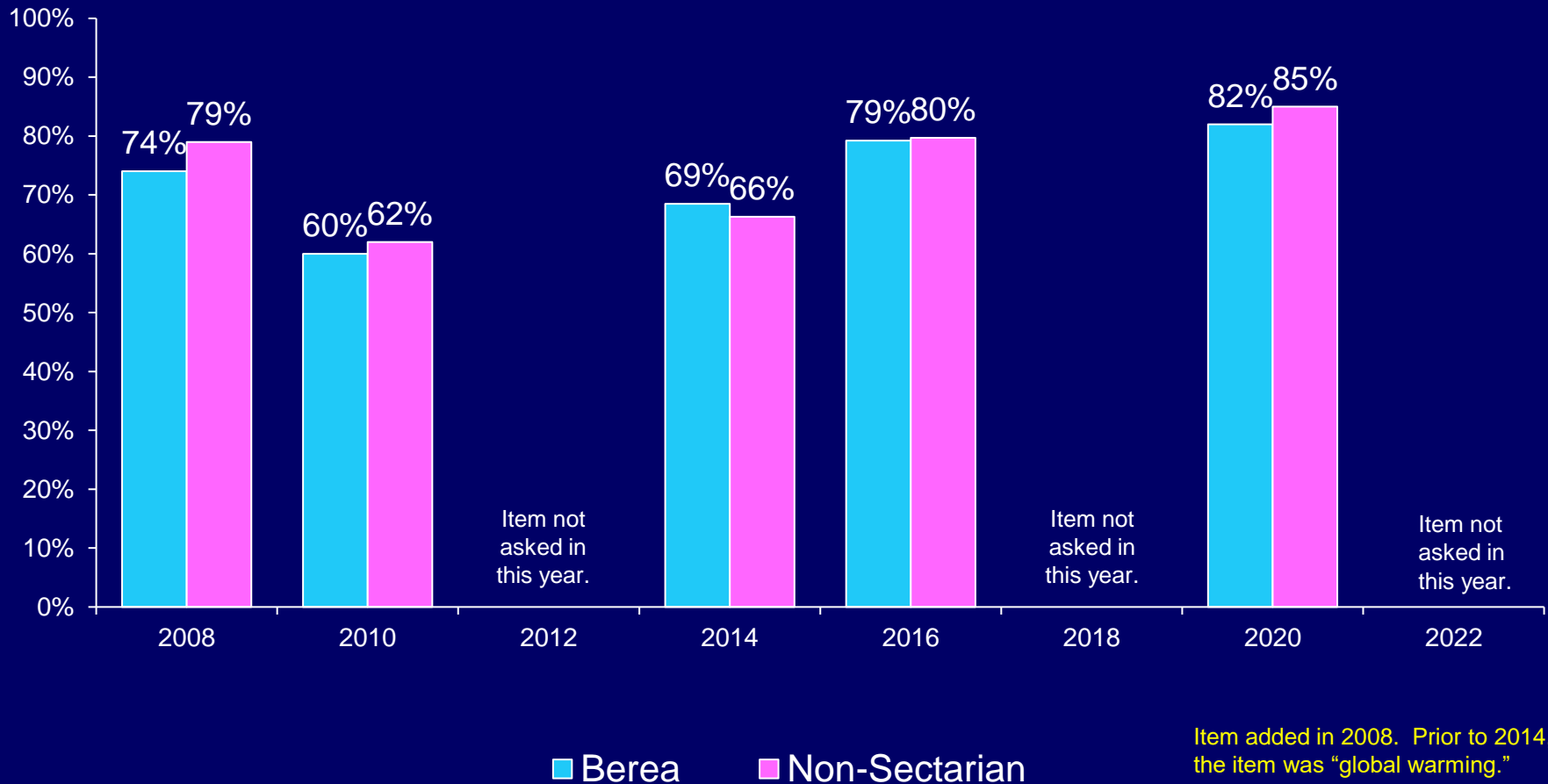
Addressing global climate change should be a federal priority (prior to 2014, it was "global warming")



Item added in 2008.

Based on first-year and new transfer student data from the Cooperative Institutional Research Program (CIRP), administered in even Fall Terms during orientation week.

Percent of students who “agree strongly” or “agree somewhat” that:
**Addressing global climate change should
be a federal priority**



Item added in 2008. Prior to 2014, the item was “global warming.”

Entering Student Survey



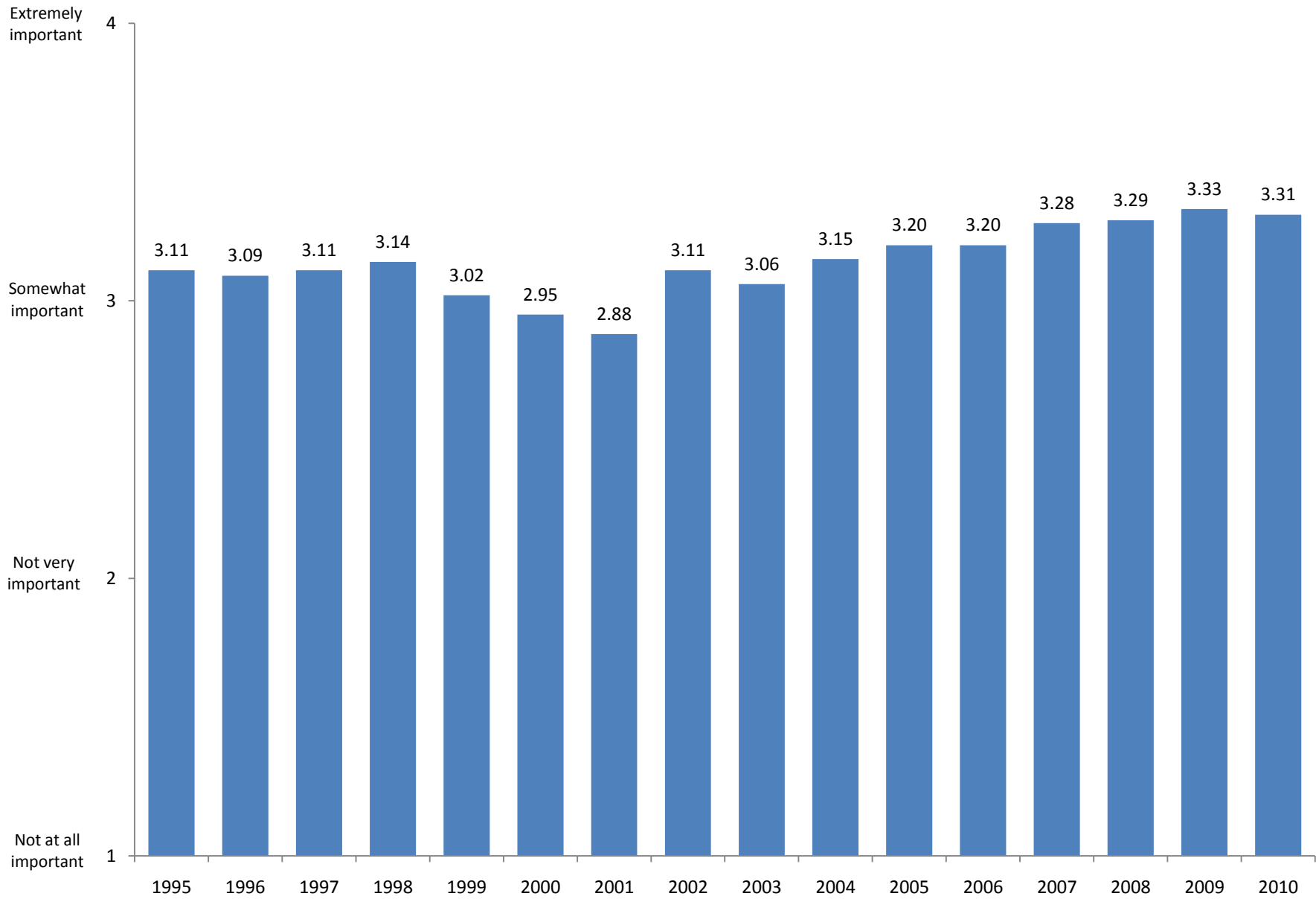
Administered Fall Terms 2011, 2013, and 2015

[Click to see survey instruments](#)

Response Rates:			
2011	87.3%	2013	58.5%
2015	82.7%		

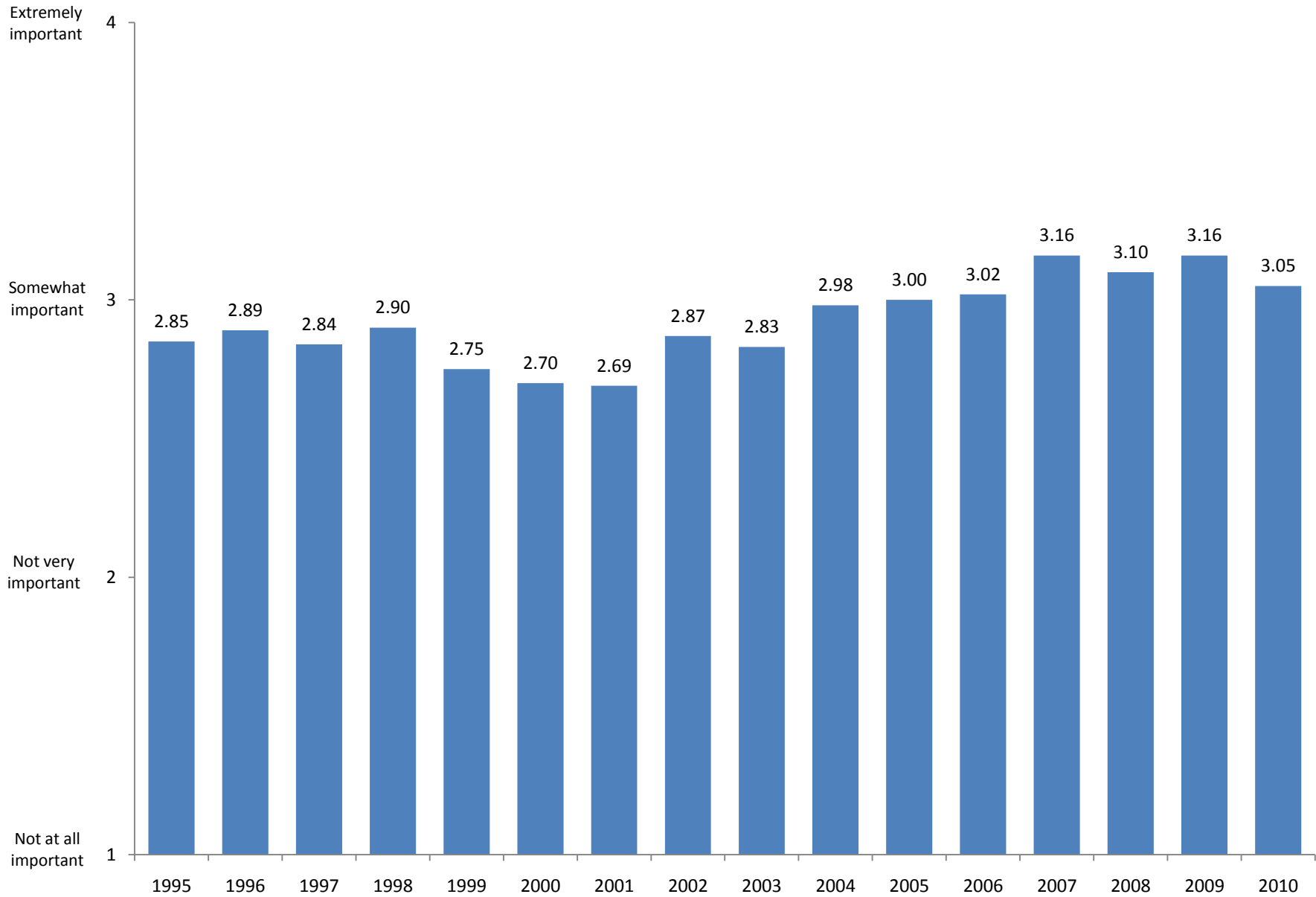
Rate the importance to you of each of the following:

Protecting the natural world



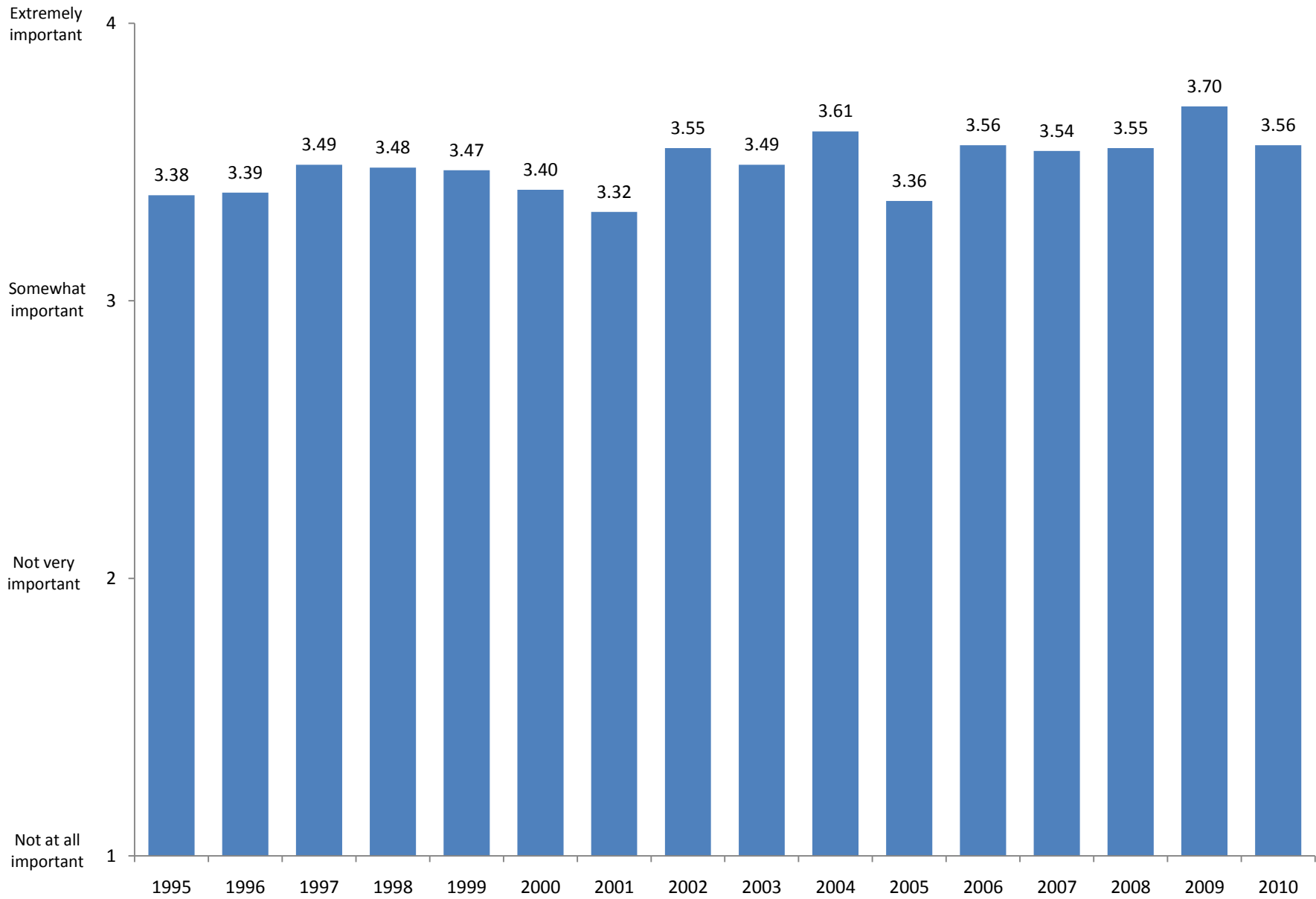
Rate the importance to you of each of the following:

Solving environmental problems



Rate the importance to you of each of the following:

Being a responsible citizen of the world



Noel-Levitz Student Satisfaction Inventory (SSI) and Berea-Specific Student Satisfaction Survey

All Students



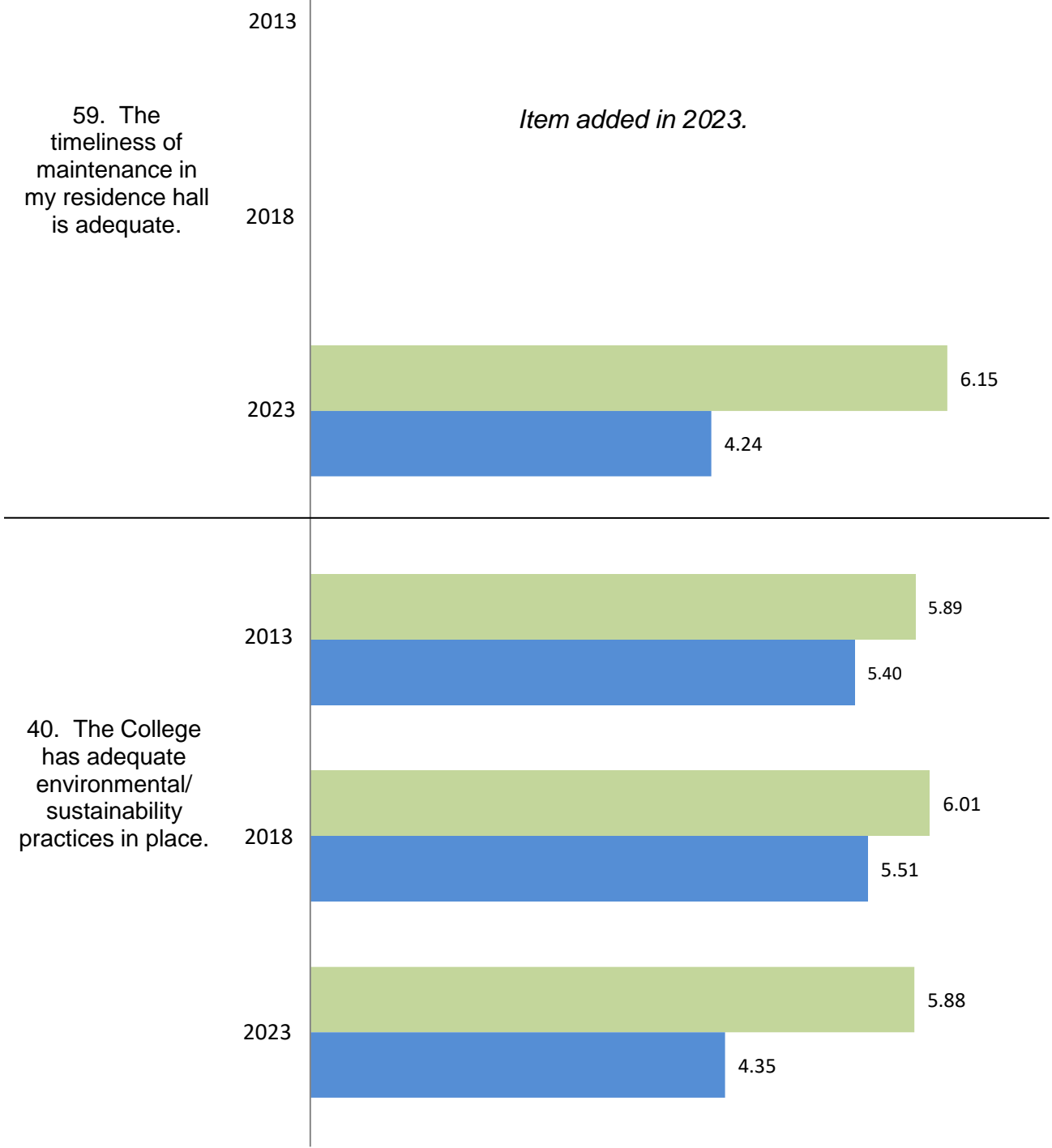
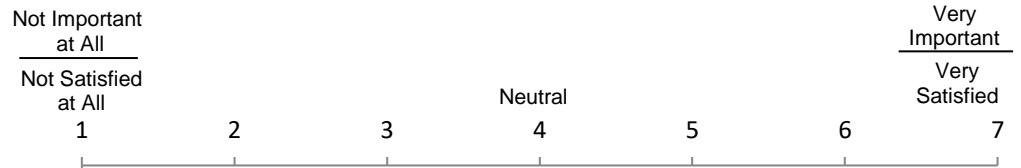
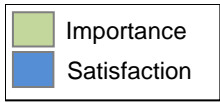
[Click to see survey instruments](#)

Response Rates:

1998	81%	2013	90%
2003	84%	2018	89%
2008	54%	2023	National: 51% Berea-Specific: 32%

All Students
Importance and Satisfaction Ratings:
Operations and Sustainability

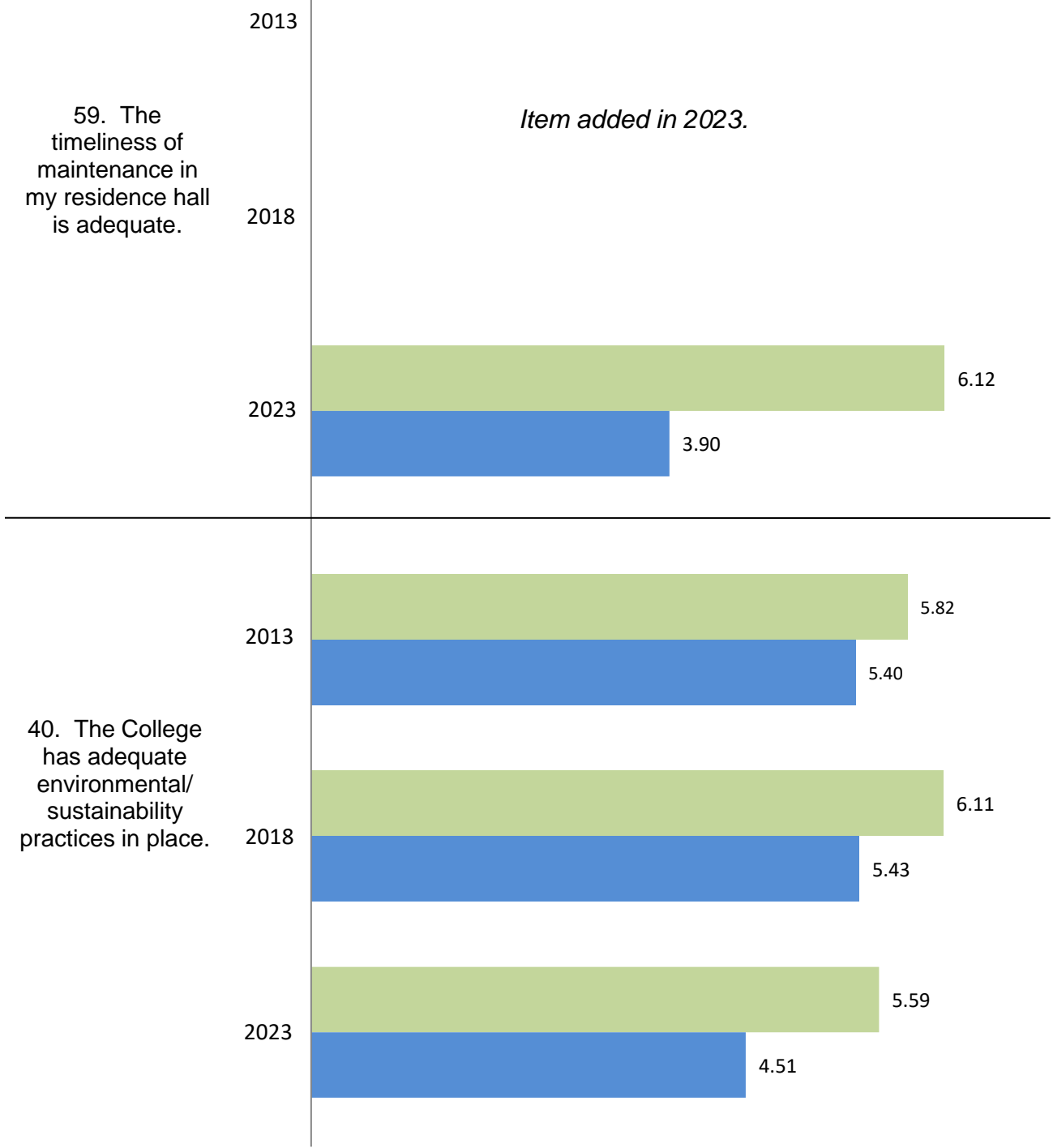
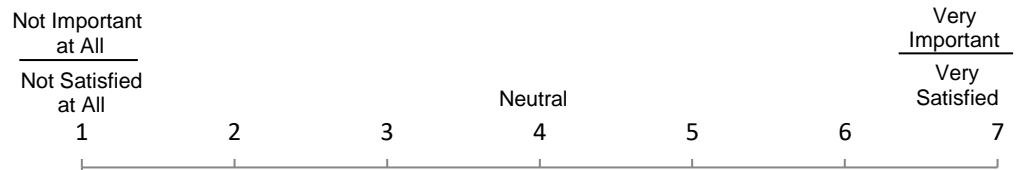
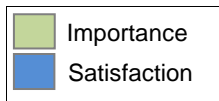
Berea-Specific
Satisfaction Survey



Response Rates: 2013: 90%; 2018: 89%; 2023: 32%

African-American Students Importance and Satisfaction Ratings: *Operations and Sustainability*

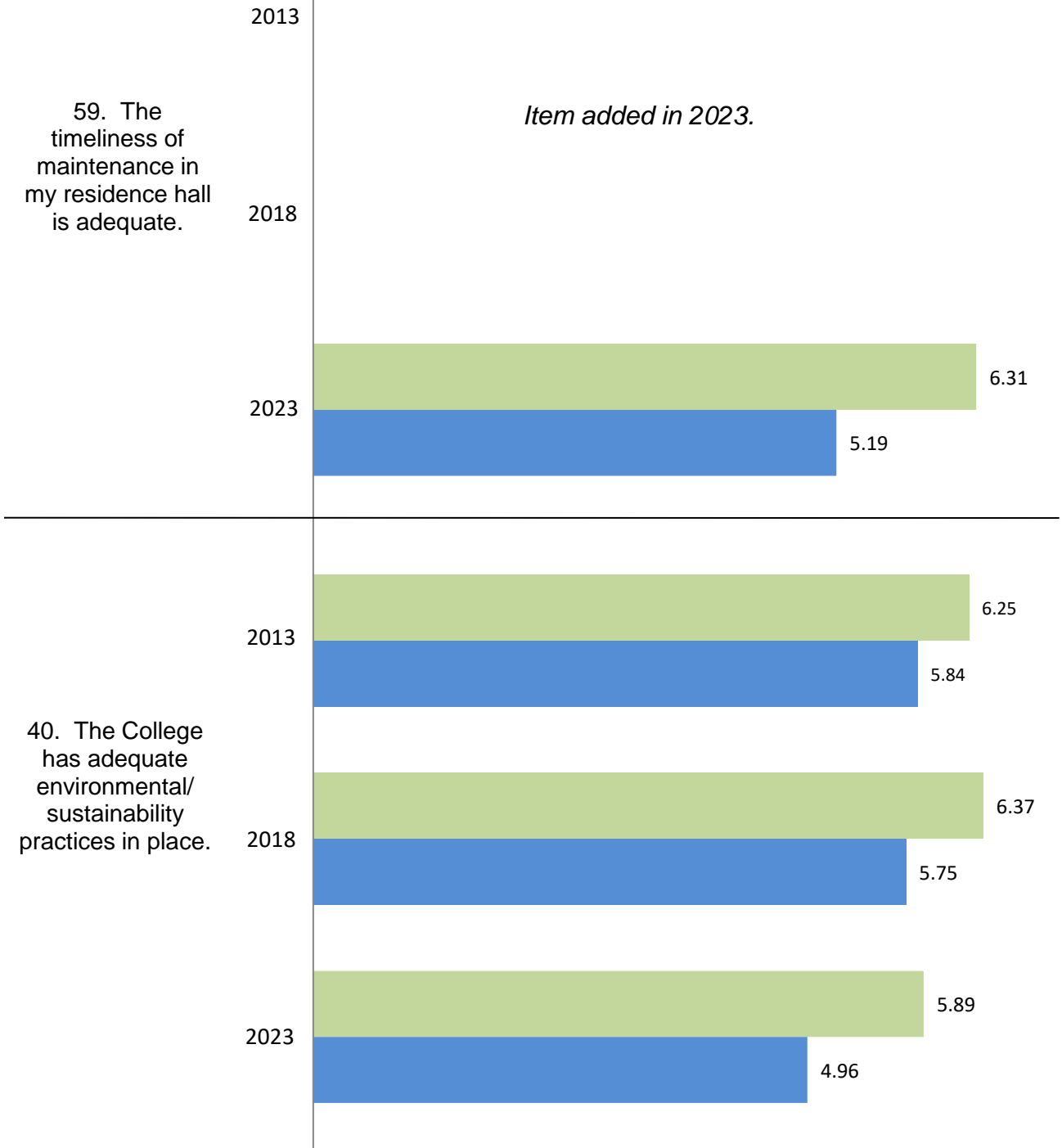
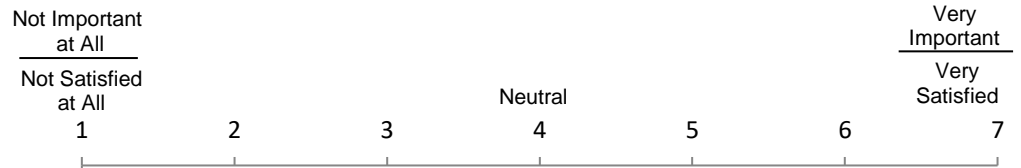
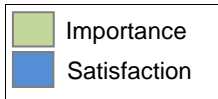
Berea-Specific
Satisfaction Survey



Response Rates: 2013: 90%; 2018: 89%; 2023: 32%

International Students Importance and Satisfaction Ratings: *Operations and Sustainability*

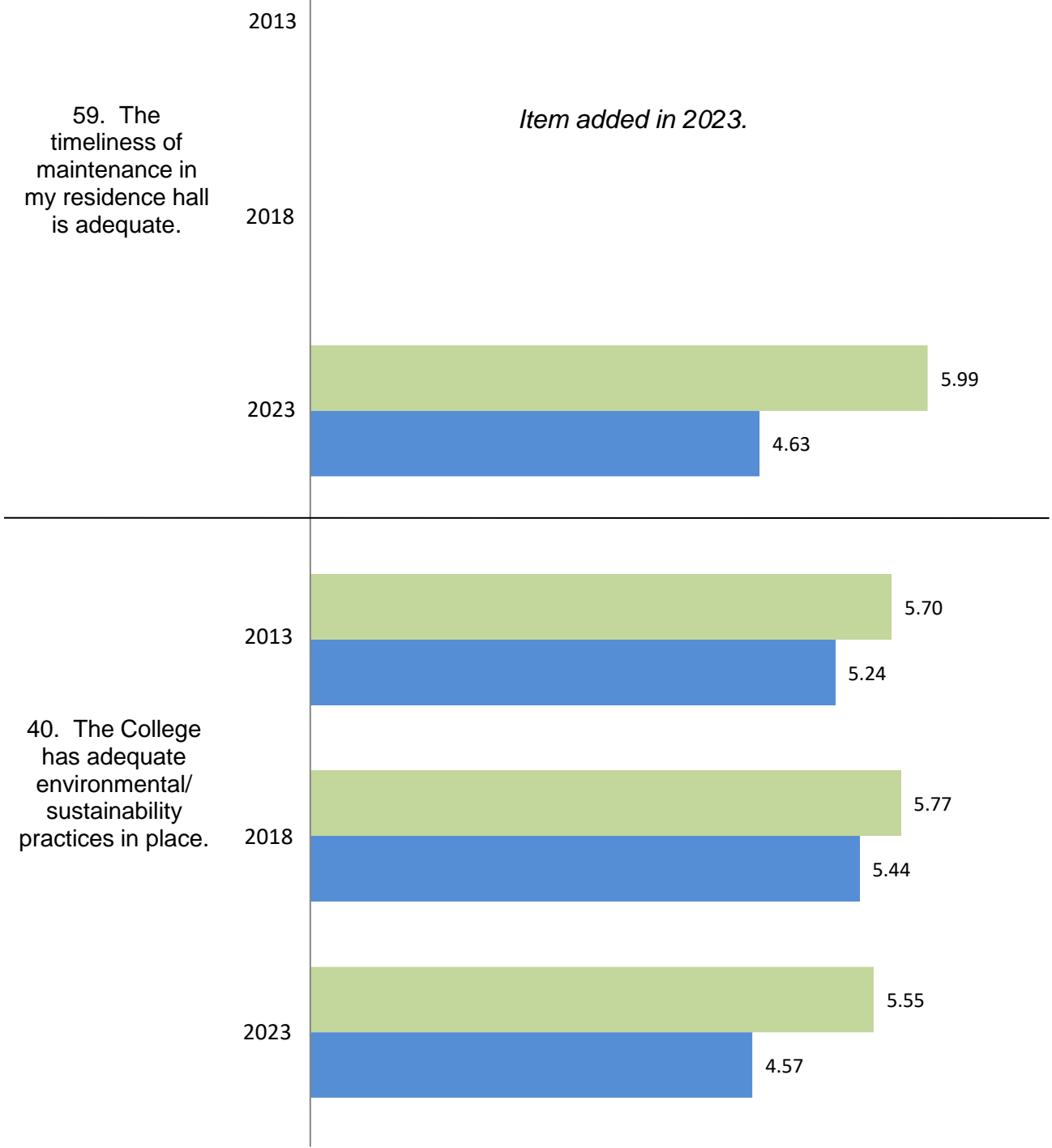
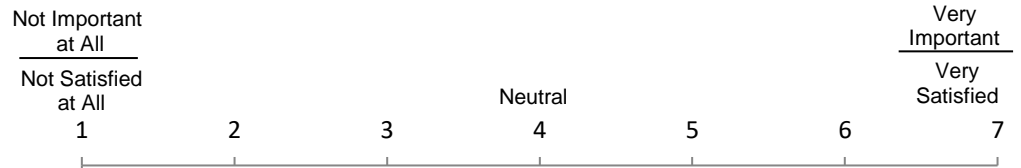
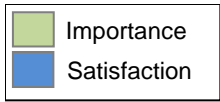
Berea-Specific
Satisfaction Survey



Response Rates: 2013: 90%; 2018: 89%; 2023: 32%

Male Students
Importance and Satisfaction Ratings:
Operations and Sustainability

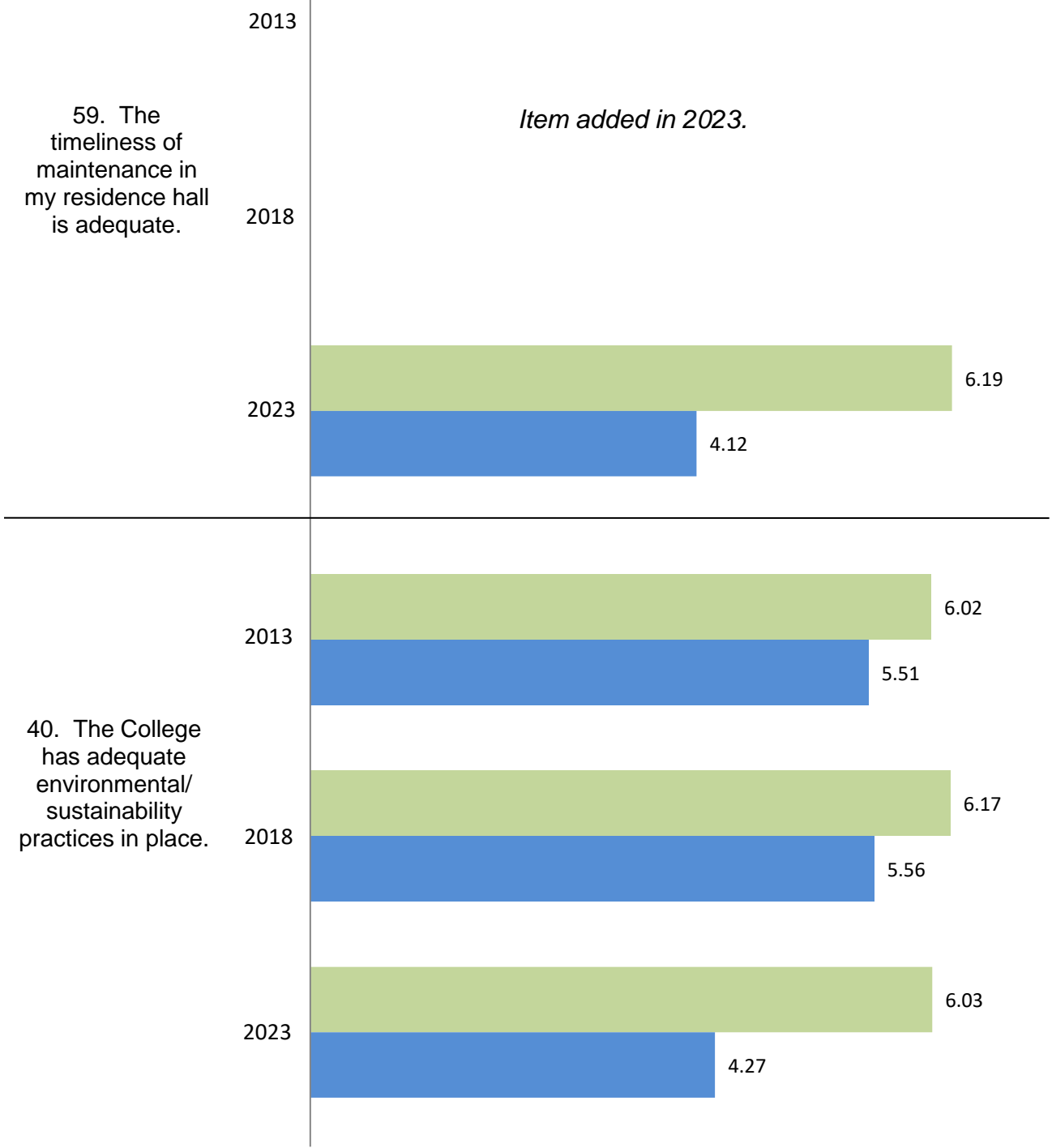
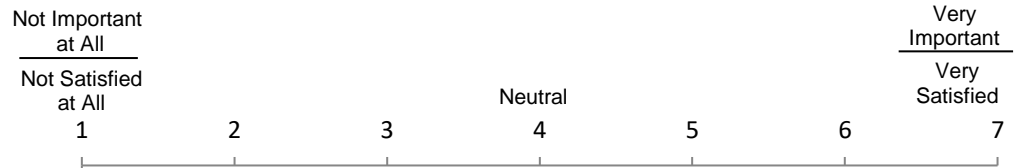
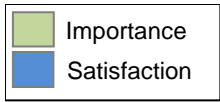
Berea-Specific
Satisfaction Survey



Response Rates: 2013: 90%; 2018: 89%; 2023: 32%

Female Students
Importance and Satisfaction Ratings:
Operations and Sustainability

Berea-Specific
Satisfaction Survey



Response Rates: 2013: 90%; 2018: 89%; 2023: 32%

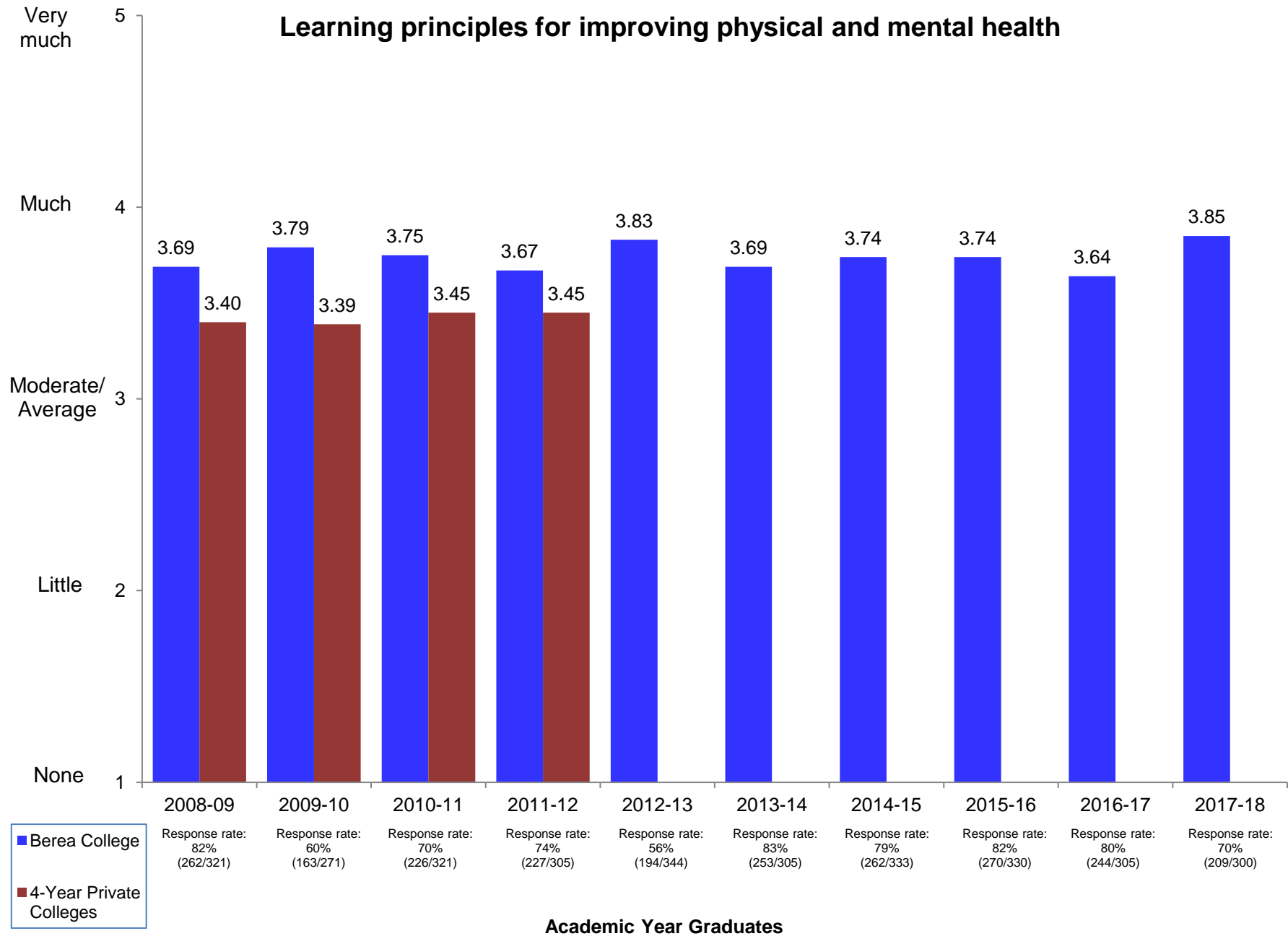
Berea-Specific Graduating Seniors Survey



[Click to see survey instruments](#)

2002-03: 74%	2003-04: 72%	2004-05: 82%
2005-06: 74%	2006-07: 82%	2007-08: 82%
2008-09: 82%	2009-10: 60%	2010-11: 70%
2011-12: 74%	2012-13: 56%	2013-14: 83%
2014-15: 79%	2015-16: 82%	2016-17: 80%
2017-18: 70%		

NOTE: In 2002-03 through 2011-12, we used the ACT College Outcomes Survey (ACT is no longer offering this service).

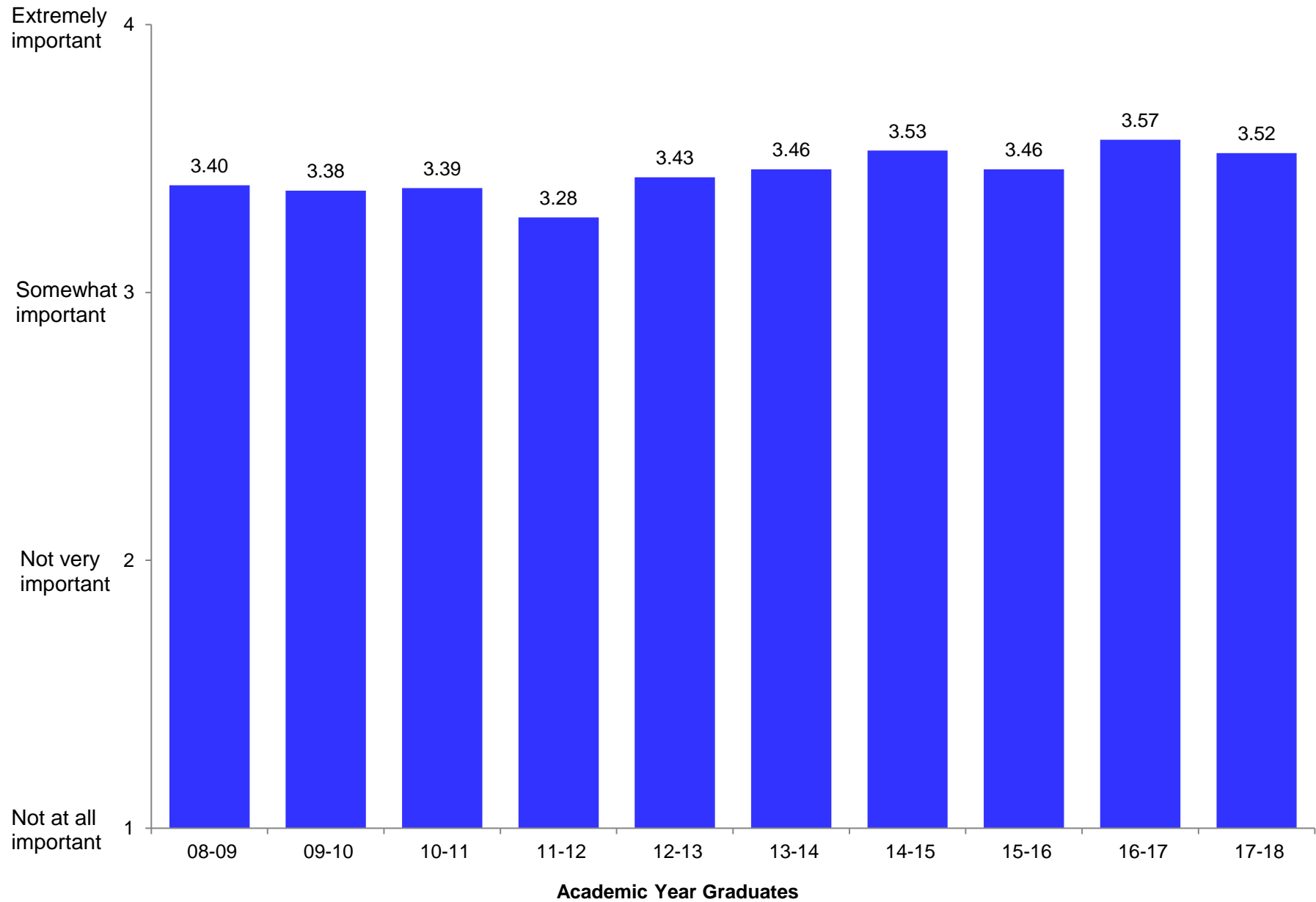


NOTE: National comparative data from ACT College Outcome Survey were available until 2011-2012.

Rate the importance to you of each of the following:

Graduating Senior Survey
Administered at graduation rehearsal

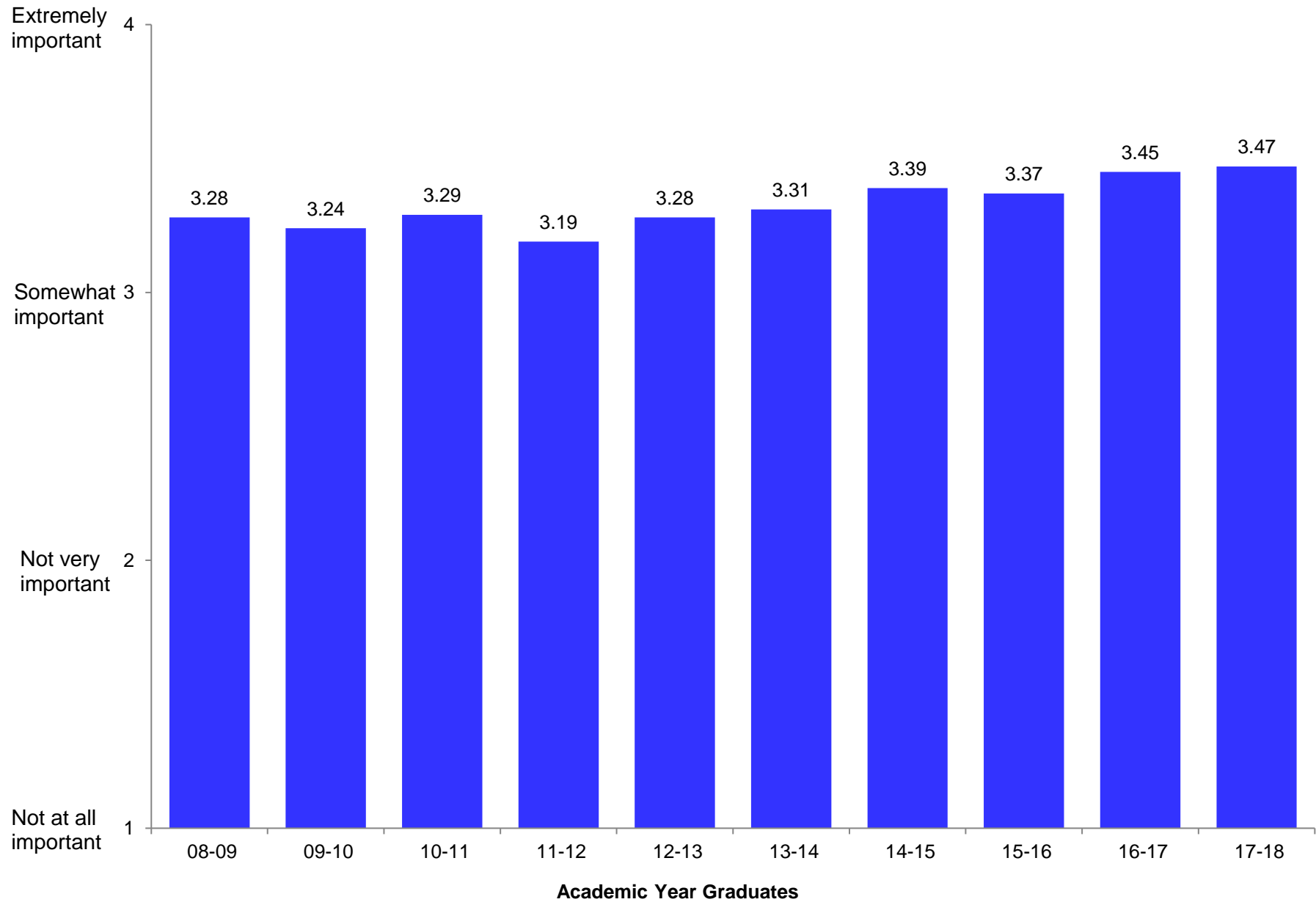
Protecting the natural world



Rate the importance to you of each of the following:


Graduating Senior Survey
Administered at graduation rehearsal

Solving environmental problems



HISTORICAL SURVEY DATA

STUDENT SURVEY ITEMS PRIOR TO 20%~~4~~



Cooperative Institutional Research Program (CIRP)

(Entering Fall Term Students)



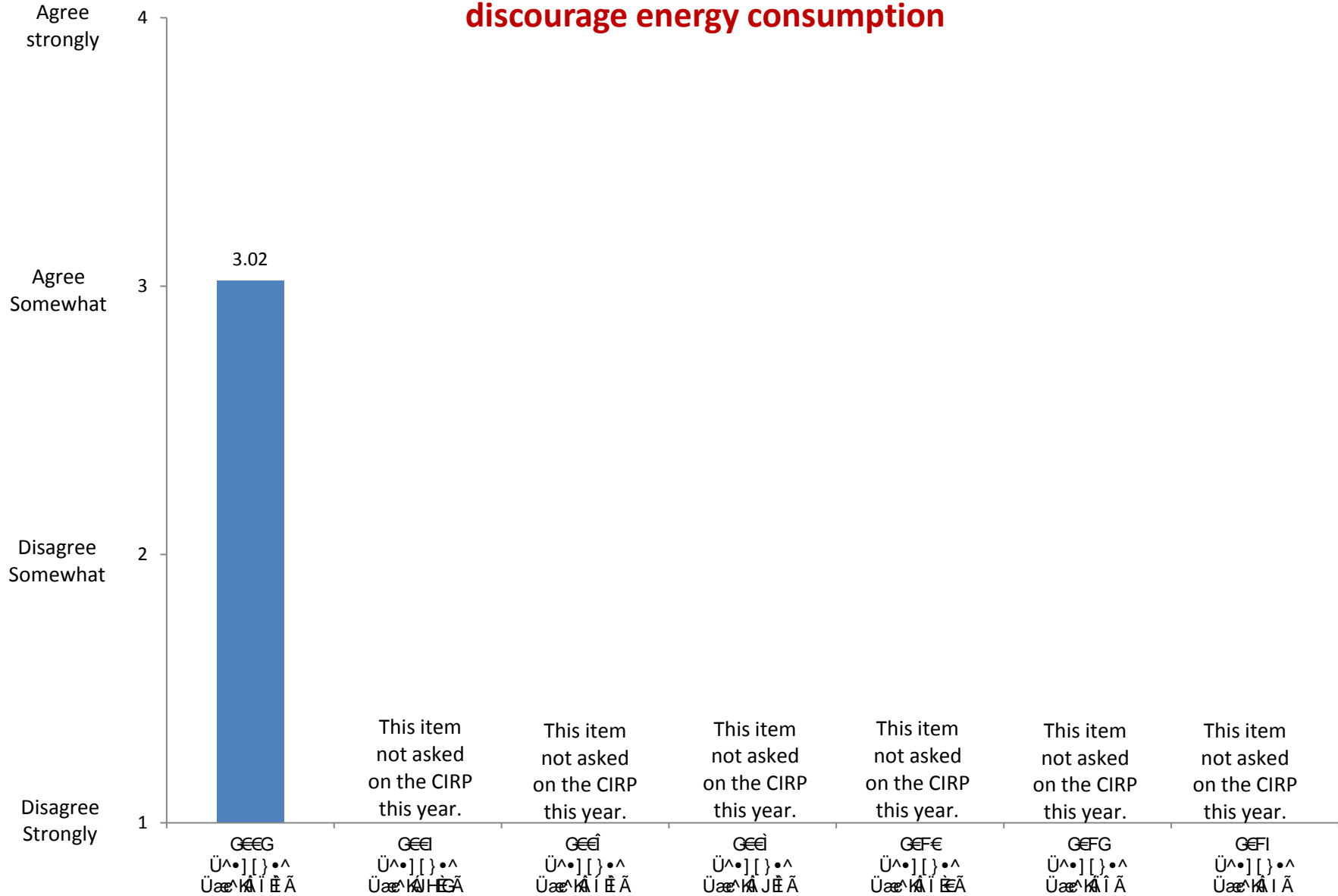
Administered Fall Terms 2002, 2004,
2006, 2008, 2010, 2012, 2014 and 2016

[Click to see survey instruments](#)

Response Rates:			
2002	87.6%	2004	93.2%
2006	85.6%	2008	89.6%
2010	87.0%	2012	76.0%
2014	84.0%	2016	74.7%

Rate your agreement with each of the following.

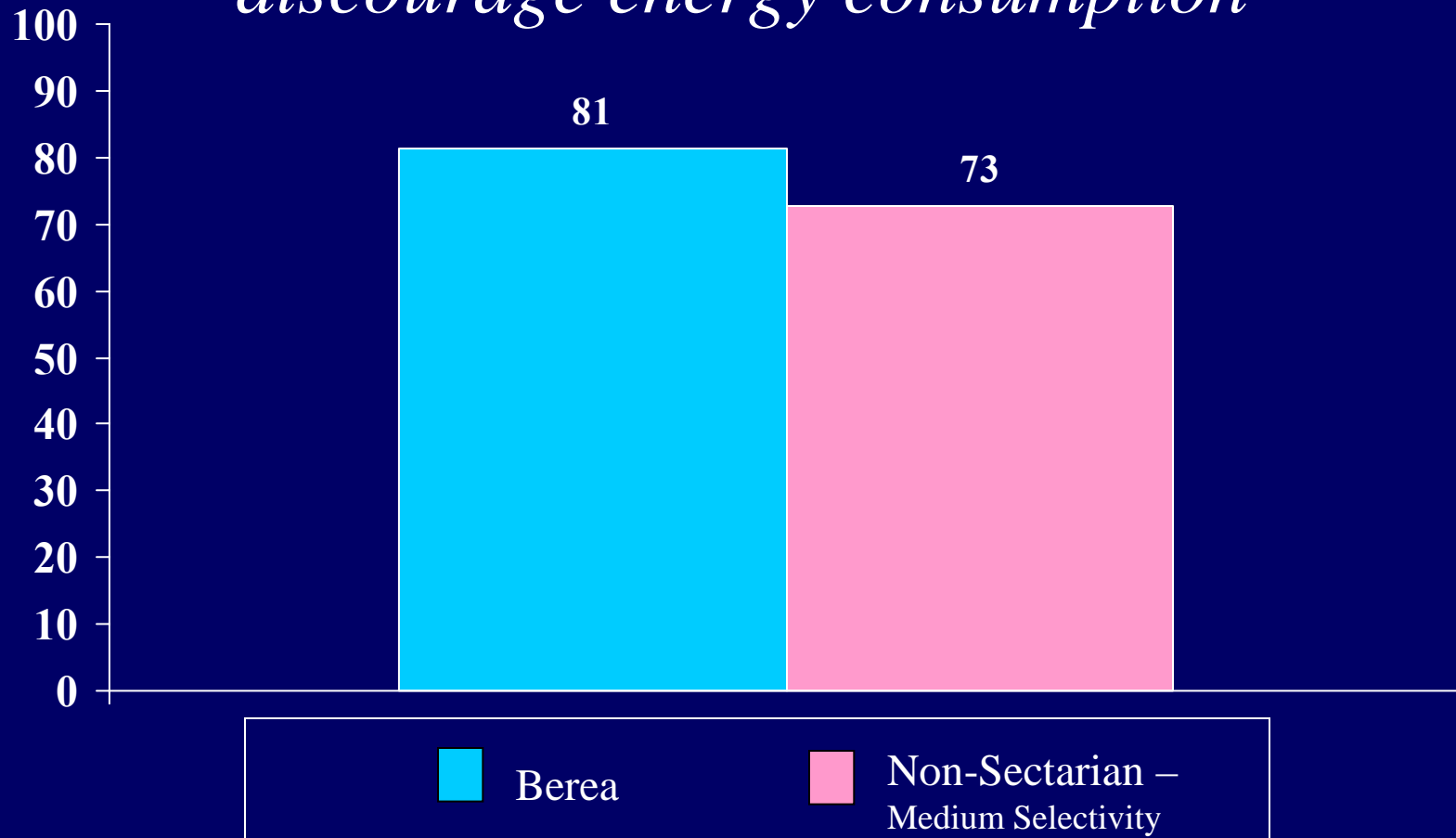
The federal government should do more to discourage energy consumption



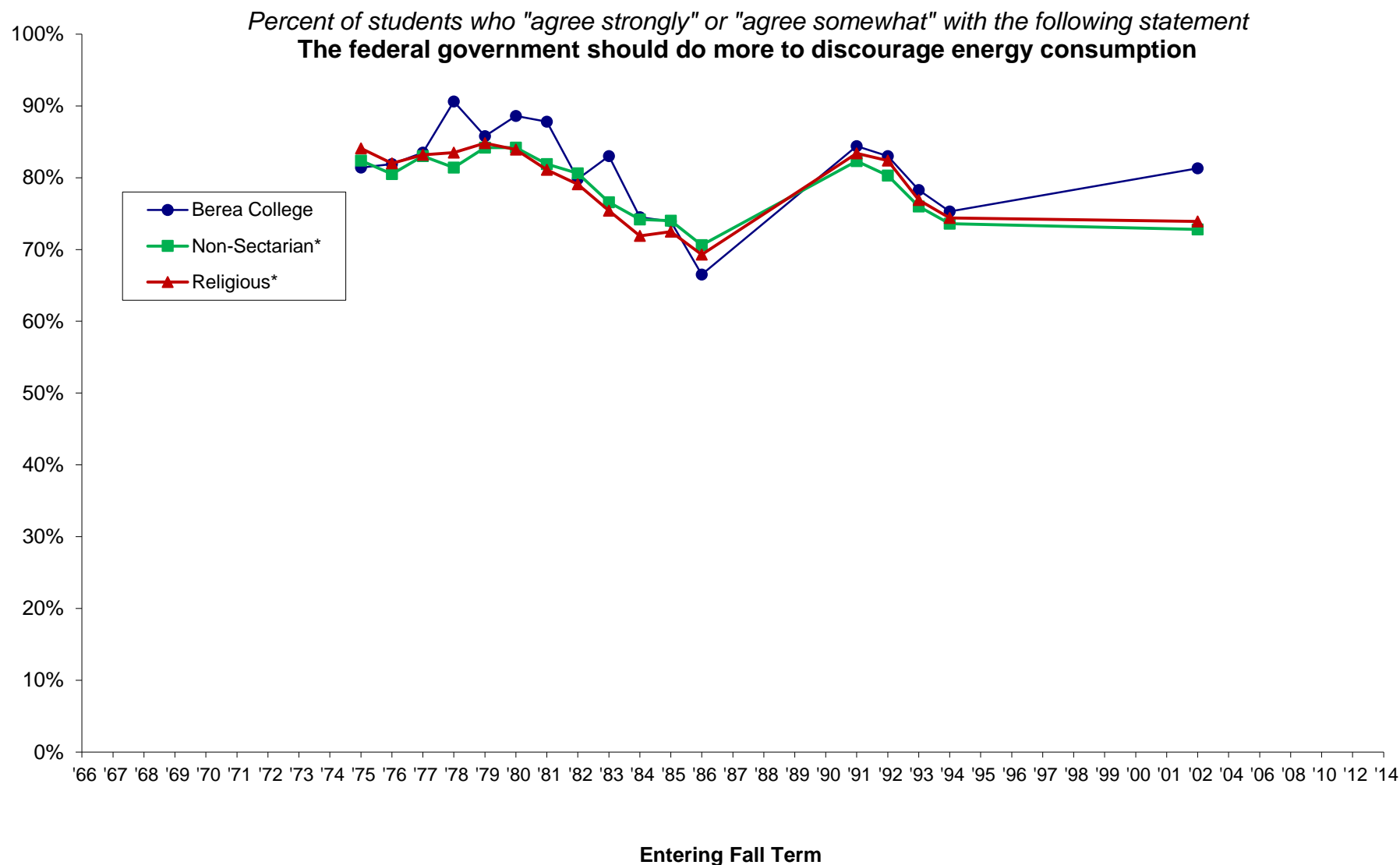
© 2013 Pew Research Center. All rights reserved. For more information, visit www.pewresearch.org. This report is based on data from the CIRP survey conducted from August 15-20, 2013. The survey included 1,000 U.S. adults, with a margin of error of ±3.5 percentage points.

Percent of students who agree “strongly” or “somewhat” that:

The federal government should do more to discourage energy consumption



This item was on the CIRP 2002 survey, but was not on the CIRP 2004 -2012 surveys.



*Comparison groups used are based selectivity (which is grouped by median SAT Verbal + Math scores and/or ACT composite scores of the entering class as reported to IPEDS). Berea was in the medium selectivity until 2008 when it moved to the high selectivity category.

NOTE: Missing data occurs because Berea did not participate from 1995 through 2001; beginning in 2002, Berea participates every other Fall Term. Also, some survey items have been added or deleted over the years.

Berea-Specific Entering Survey

(Fall Term First-Year Students and New Transfers)

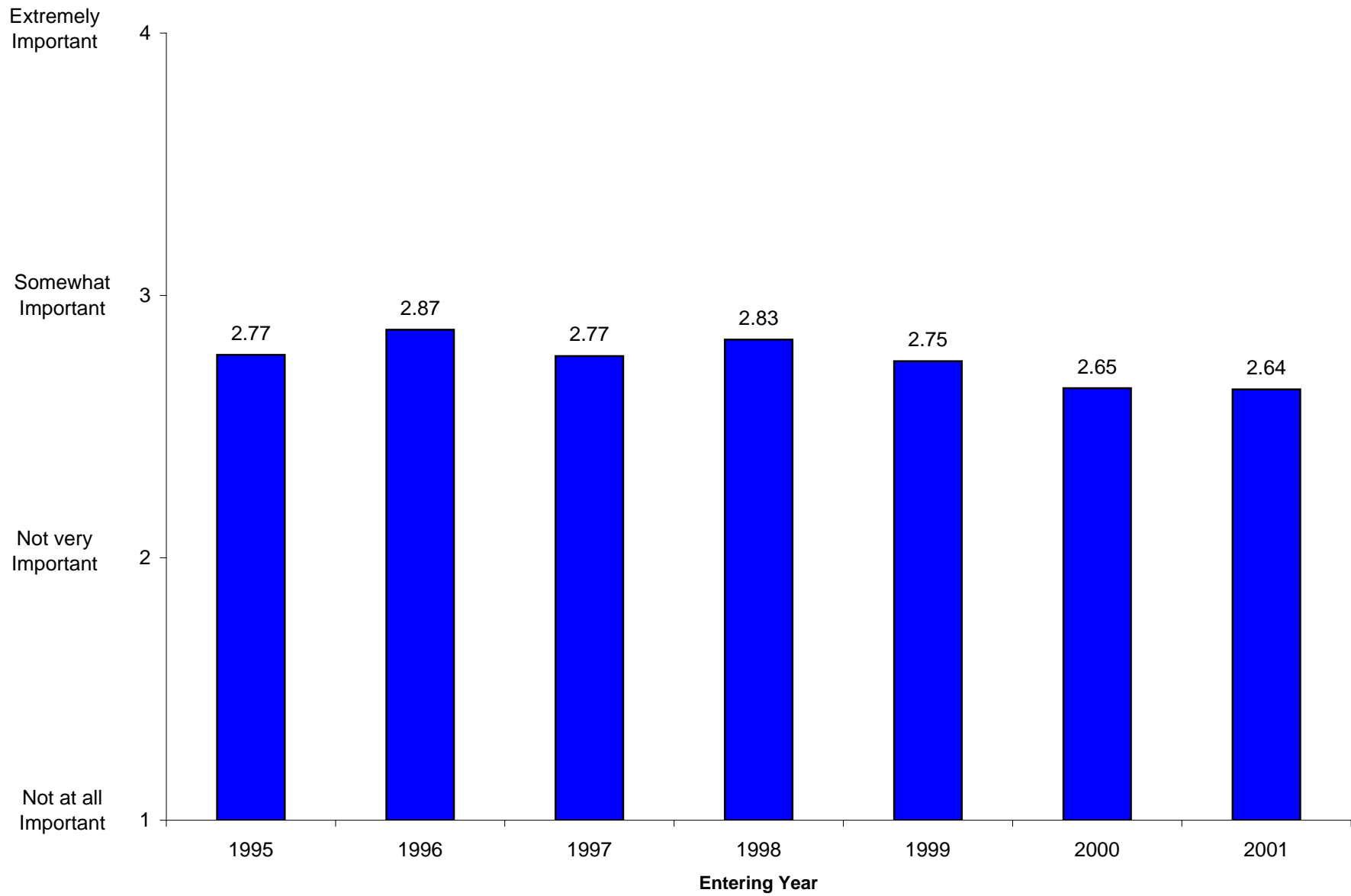


[Click to see survey instruments](#)

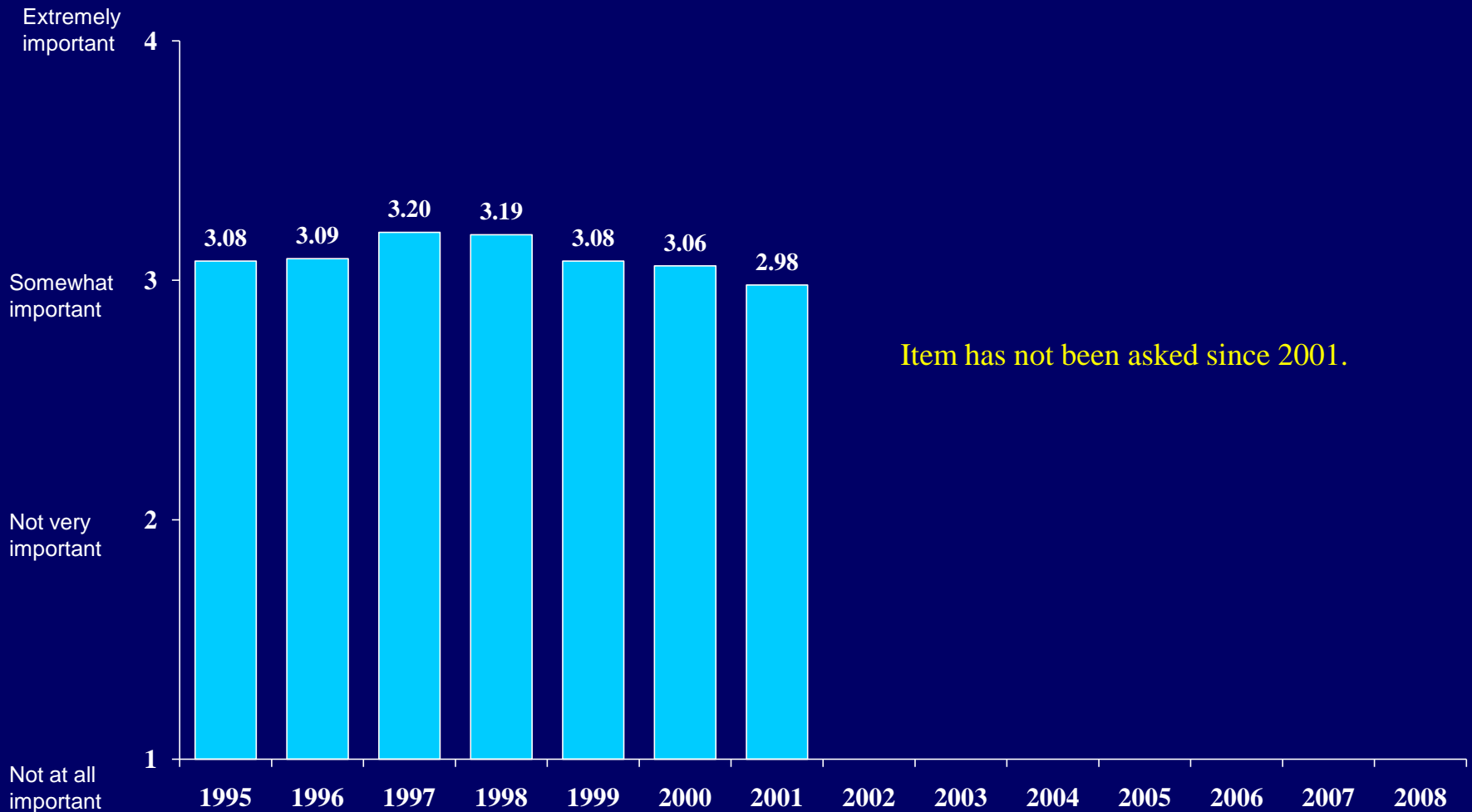
Administrated every Fall Term, 1995-2001 and
Fall Terms 2003, 2005, 2007, 2009, 2011, and 2013

Average Response Rate of 85%

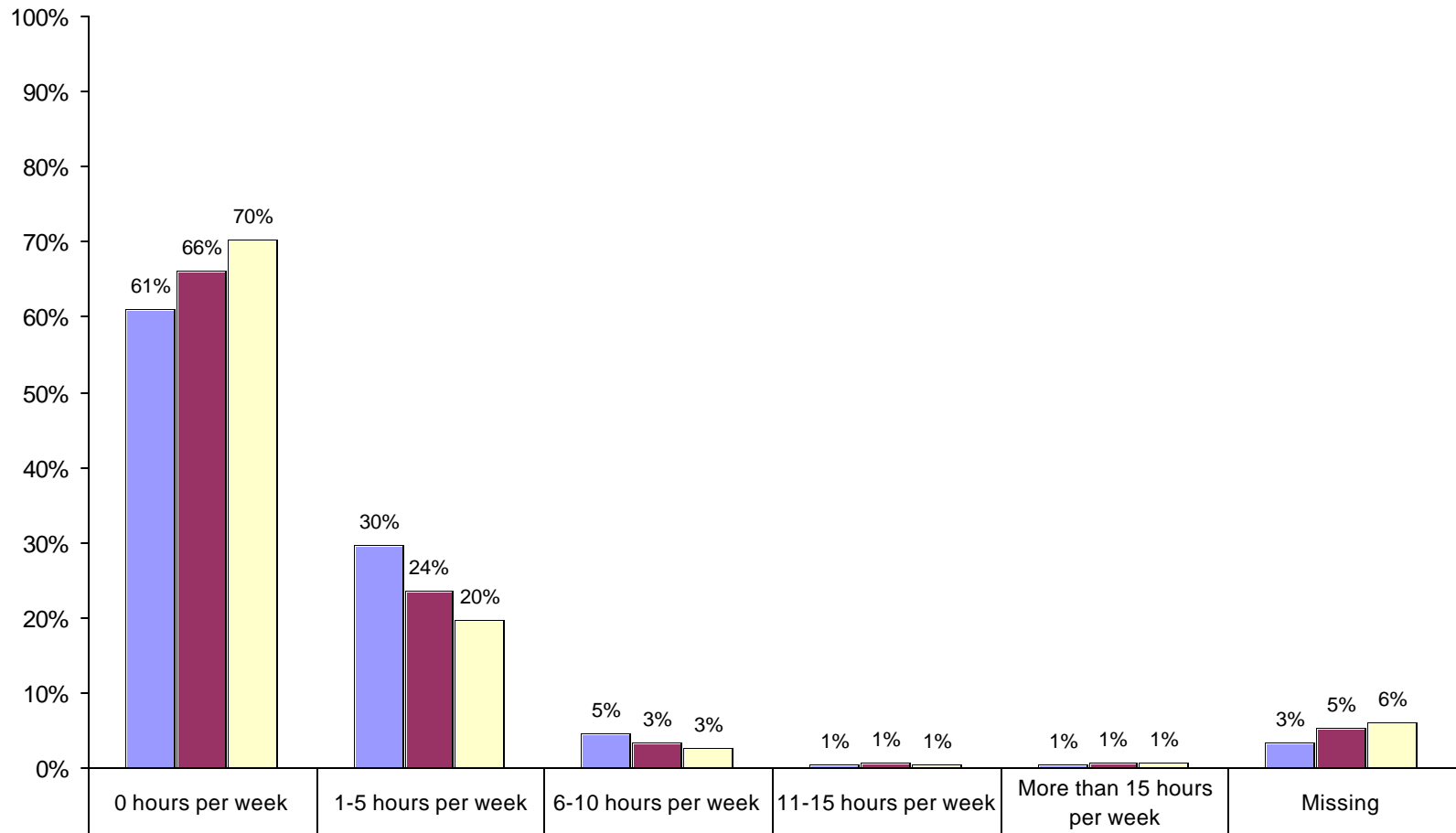
To learn more about environmental problems



Rate the importance to you of each of the following
Working for social change



Indicate your level of involvement while attending this institution: Environmental



■ Berea (N = 946)	61.1%	29.7%	4.7%	0.5%	0.6%	3.4%
■ 23 ACA Schools (N = 8755)	66.3%	23.5%	3.4%	0.7%	0.8%	5.4%
■ 5 Public Universities (N = 2803)	70.3%	19.7%	2.6%	0.5%	0.8%	6.1%

Your First College Year (YFCY)

(Spring 2005 Follow-Up to the Fall 2004 CIRP)

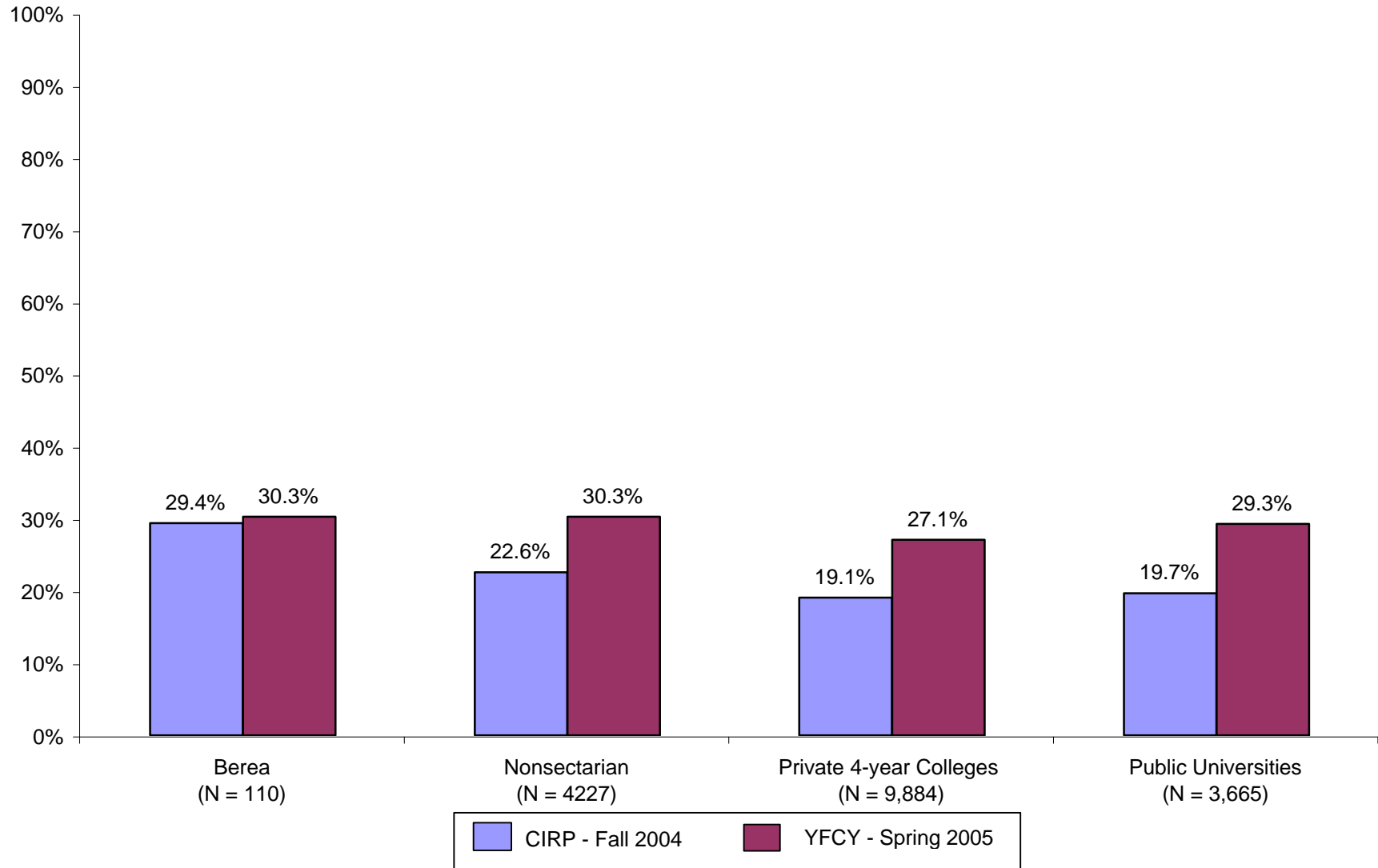


[Click to see survey instruments](#)

Response Rate: Spring 2005 - 30.2%

Percent of Students who Marked the Objective as "Very important" or "Essential"

Becoming involved in programs to clean up the environment



Compiled by the Office of Institutional Research and Assessment, August 2005

CIRP - Cooperative Institutional Research Project (Entering Student Survey)

YFCY - Your First College Year (Spring Follow-Up Survey)

Berea-Specific Graduating Senior Survey

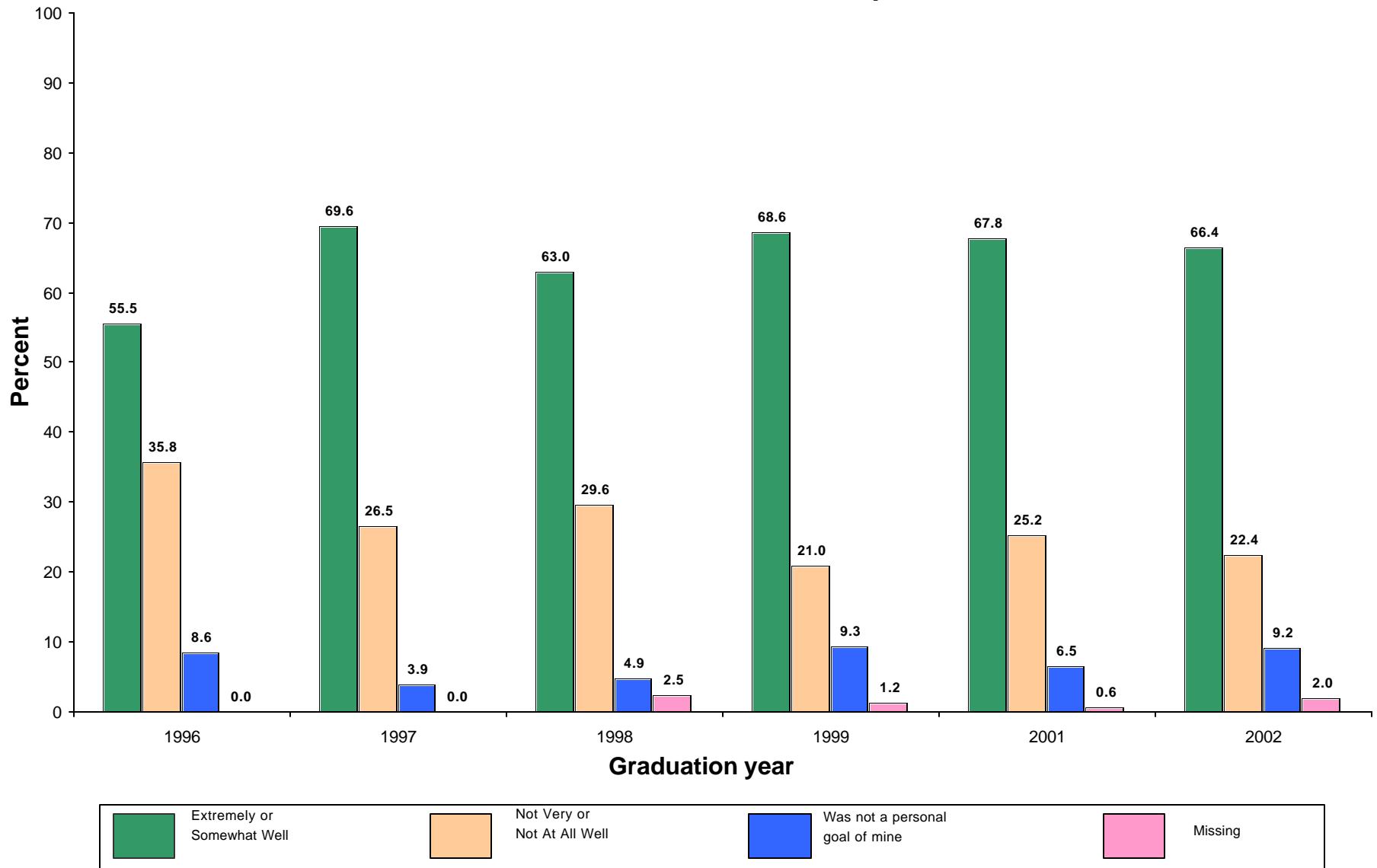


[Click to see survey instruments](#)

Administered during graduation
rehearsals, 1995-96 through 2001-2002

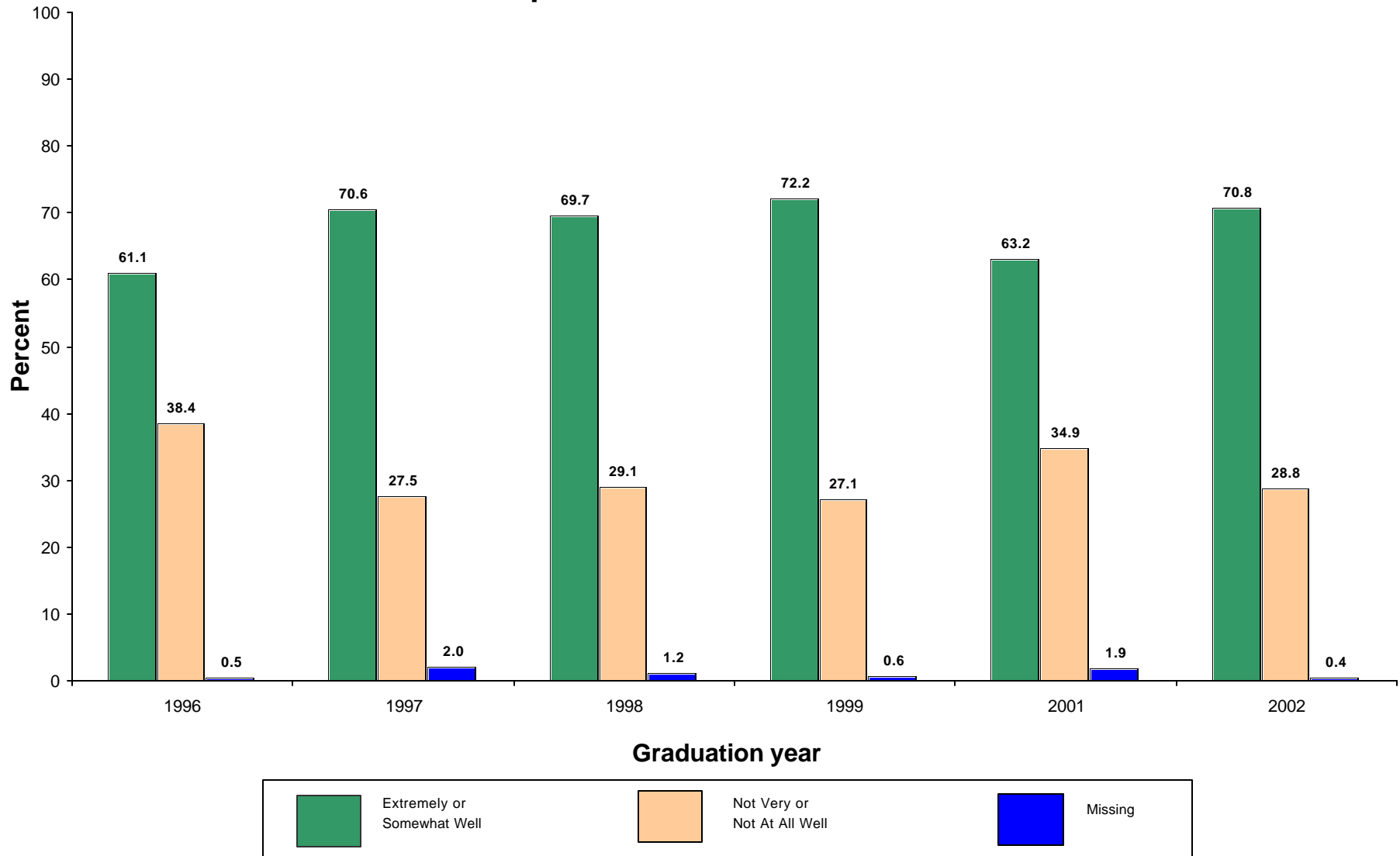
Response Rates: Ranged from 55% to 96%

To learn more about environmental problems



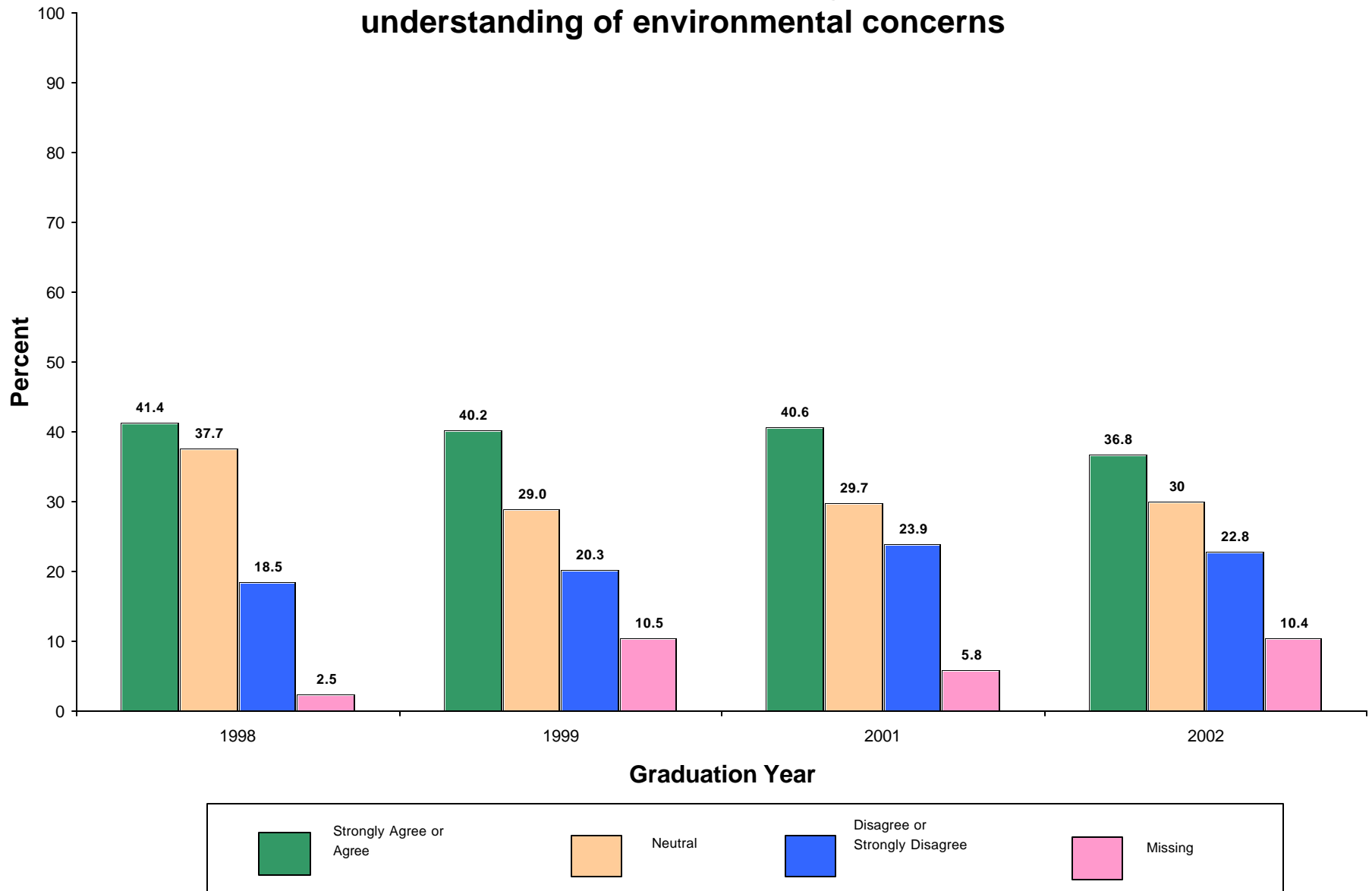
NOTE: Exit 2000 data are not available. Regrettably, the questionnaires were lost by the data entry agency.

Understanding the workings of our natural environment and the consequences of human activities on it



NOTE: Exit 2000 data are not available. Regrettably, the questionnaires were lost by the data entry agency.

Overall, GST courses have heightened my understanding of environmental concerns



NOTE: Exit 2000 data are not available. Regrettably, the questionnaires were lost by the data entry agency.

Ecovillage, Child Development Lab (CDL) Employees, and Kentucky/Talcott Residents Survey



[Click to see survey instrument](#)

Administrated August 2003 and Spring 2004

Ecovillage Child Development Laboratory (CDL) Employee Survey Results August 2003

	<u>Number and Percent answered Correct</u>	
I. Knowledge		
1. What is the main source of water pollution in the U.S.?	3	(16.7%)
2. The largest use of energy in the average U.S. home is:	1	(5.6%)
3. Which action contributes the most to global warming?	11	(61.1%)
4. When you turn on a light or run an appliance in Berea, the electricity that you use is produced by:	15	(83.3%)
5. Which of the following are <u>renewable</u> energy sources?	13	(72.2%)
6. When you turn on a faucet in Berea, the water comes from:	11	(61.1%)
7. How much water does the average Berea household use per day?	4	(22.2%)
8. When you flush a toilet in a campus building, where does the waste go initially?	8	(44.4%)
9. How many pounds of garbage does the average person in the U.S. dispose of each year?	4	(22.2%)
10. As many as 200 species go extinct worldwide each day. What is the major cause?	16	(88.9%)

Ecovillage Child Development Laboratory (CDL) Employee Survey Results August 2003

I. Knowledge, continued

1. What is the main source of water pollution in the U.S.?

- | | |
|---|-----------|
| a. oil spills | 0 (0%) |
| b. industrial wastes | 5 (27.8%) |
| c. sewage | 6 (33.3%) |
| d. run-off from farm fields, roads, parking lots, and lawns | 3 (16.7%) |
| e. don't know | 3 (16.7%) |

2. The largest use of energy in the average U.S. home is:

- | | |
|------------------------------|-----------|
| a. water heating | 2 (11.1%) |
| b. space heating | 1 (5.6%) |
| c. electric air-conditioning | 1 (5.6%) |
| d. electric lights | 8 (44.4%) |
| e. don't know | 6 (33.3%) |

3. Which action contributes the most to global warming?

- | | |
|---------------------------|------------|
| a. aerosol spray use | 3 (16.7%) |
| b. fossil fuel energy use | 11 (61.1%) |
| c. plastic production | 1 (5.6%) |
| d. planting trees | 0 (0%) |
| e. don't know | 3 (16.7%) |

4. When you turn on a light or run an appliance in Berea, the electricity that you use is produced by:

- | | |
|--------------------------------|------------|
| a. burning natural gas | 0 (0%) |
| b. running water through a dam | 1 (5.6%) |
| c. burning coal | 15 (83.3%) |
| d. wind power | 0 (0%) |
| e. don't know | 2 (11.1%) |

5. Which of the following are renewable energy sources? (Check all that apply)

- | | |
|---------------|------------|
| a. wind | 13 (72.2%) |
| b. sunlight | 1 (5.6%) |
| c. coal | 1 (5.6%) |
| d. oil | 1 (5.6%) |
| e. don't know | 2 (11.1%) |

6. When you turn on a faucet in Berea, the water comes from:

- | | |
|--------------------------|------------|
| a. Owsley Fork Reservoir | 11 (61.1%) |
| b. Kentucky River | 2 (11.1%) |
| c. Wells in Richmond, KY | 0 (0%) |
| d. Brushy Fork Creek | 0 (0%) |
| e. don't know | 5 (27.8%) |

7. How much water does the average Berea household use per day?

- | | |
|----------------|-----------|
| a. 25 gallons | 0 (0%) |
| b. 75 gallons | 6 (33.3%) |
| c. 150 gallons | 4 (22.2%) |
| d. 300 gallons | 1 (5.6%) |
| e. don't know | 7 (38.9%) |

8. When you flush a toilet in a campus building, where does the waste go initially?

- | | |
|---------------------------------|-----------|
| a. Berea sewage treatment plant | 8 (44.4%) |
| b. Madison Co. sewage plant | 3 (16.7%) |
| c. Kentucky River | 0 (0%) |
| d. Berea College waste lagoon | 2 (11.1%) |
| e. don't know | 5 (27.8%) |

9. How many pounds of garbage does the average person in the U.S. dispose of each year?

- | | |
|---------------|-----------|
| a. 100 | 0 (0%) |
| b. 500 | 3 (16.7%) |
| c. 1200 | 3 (16.7%) |
| d. 1600 | 4 (22.2%) |
| e. don't know | 8 (44.4%) |

10. As many as 200 species go extinct worldwide each day. What is the major cause?

- | | |
|------------------------|------------|
| a. air pollution | 0 (0%) |
| b. water pollution | 0 (0%) |
| c. habitat destruction | 16 (88.9%) |
| d. climate change | 1 (5.6%) |
| e. don't know | 1 (5.6%) |

Ecovillage Child Development Laboratory (CDL) Employee Survey Results August 2003

II. Behaviors – Choose the alternative that best matches your personal behavior.

	(5) Almost Always	(4) Often	(3) Sometimes	(2) Almost Never	(1) Never	Missing	Mean
1. I turn off lights and appliances when they're not being used in order to conserve electricity.	11 (61.1%)	5 (27.8%)	1 (5.6%)	1 (5.6%)	0 (0.0%)	0 (0.0%)	4.44
2. Given a choice, I walk, take public transportation or ride a bike instead of using a car.	1 (5.6%)	1 (5.6%)	5 (27.8%)	7 (38.9%)	4 (22.2%)	0 (0.0%)	2.33
3. I limit the length of my showers to conserve water.	5 (27.8%)	5 (27.8%)	5 (27.8%)	2 (11.1%)	1 (5.6%)	0 (0.0%)	3.61
4. I adjust the water setting on my washing machine to use the least amount of water.	6 (33.3%)	4 (22.2%)	2 (11.1%)	1 (5.6%)	2 (11.1%)	3 (16.7%)	3.73
5. Before pouring a household chemical down the drain, I read the label to see if it is safe.	8 (44.4%)	1 (5.6%)	2 (11.1%)	4 (22.2%)	2 (11.1%)	1 (5.6%)	3.53
6. I avoid purchasing products that are over-packaged.	2 (11.1%)	5 (27.8%)	5 (27.8%)	3 (16.7%)	3 (16.7%)	0 (0.0%)	3.00
7. I recycle paper, glass, and/or metal waste products at home or at school.	6 (33.3%)	1 (5.6%)	9 (50.0%)	2 (11.1%)	0 (0.0%)	0 (0.0%)	3.61
8. I compost my organic kitchen wastes.	1 (5.6%)	1 (5.6%)	1 (5.6%)	3 (16.7%)	12 (66.7%)	0 (0.0%)	1.67
9. If I see a plant or animal that is new to me, I try to learn its name.	1 (5.6%)	1 (5.6%)	11 (61.1%)	1 (5.6%)	4 (22.2%)	0 (0.0%)	2.67
10. I read articles or books about the environment.	0 (0.0%)	4 (22.2%)	5 (27.8%)	5 (27.8%)	4 (22.2%)	0 (0.0%)	2.50

Ecovillage Child Development Laboratory (CDL) Employee Survey Results August 2003

III. Attitudes

Rate the importance to you of each of the following.

	(5) <u>Extremely Important</u>	(4) <u>Somewhat Important</u>	(3) <u>Neutral</u>	(2) <u>Not Very Important</u>	(1) <u>Not At All Important</u>	<u>Missing</u>	<u>Mean</u>
1. Protecting the natural world.	11 (61.1%)	5 (27.8%)	2 (11.1%)	0 (0.0%)	0 (0.0%)	0 (0.0%)	4.50
2. Solving environmental problems.	9 (50.0%)	7 (38.9%)	2 (11.1%)	0 (0.0%)	0 (0.0%)	0 (0.0%)	4.39

How important to you is it to accomplish the following goals?

3. To learn more about environmental problems.	7 (38.9%)	6 (33.3%)	5 (27.8%)	0 (0.0%)	0 (0.0%)	0 (0.0%)	4.11
4. To understand how ecosystems work.	6 (33.3%)	7 (38.9%)	4 (22.2%)	0 (0.0%)	0 (0.0%)	1 (5.6%)	4.12
5. To understand more about the local ecology (living and nonliving parts of the local ecosystem and how they interact).	5 (27.8%)	6 (33.3%)	7 (38.9%)	0 (0.0%)	0 (0.0%)	0 (0.0%)	3.89

To what extent do you agree with the following statements?

	(5) <u>Strongly Agree</u>	(4) <u>Somewhat Agree</u>	(3) <u>Neutral</u>	(2) <u>Somewhat Disagree</u>	(1) <u>Disagree</u>	<u>Missing</u>	<u>Mean</u>
6. Plants and animals exist primarily to be used by humans.	0 (0.0%)	3 (16.7%)	4 (22.2%)	6 (33.3%)	5 (27.8%)	0 (0.0%)	2.28
7. As long as I can afford it, I should be able to have whatever goods are available.	0 (0.0%)	2 (11.1%)	6 (33.3%)	4 (22.2%)	6 (33.3%)	0 (0.0%)	2.22
8. Humans need not adapt to the natural environment because they can remake it to suit their needs.	0 (0.0%)	0 (0.0%)	0 (0.0%)	7 (38.9%)	11 (61.1%)	0 (0.0%)	1.39
9. It is just too difficult for someone like me to do much about the environment.	0 (0.0%)	2 (11.1%)	3 (16.7%)	6 (33.3%)	7 (38.9%)	0 (0.0%)	2.00
10. Many of the claims about environmental threats are exaggerated.	0 (0.0%)	3 (16.7%)	0 (0.0%)	7 (38.9%)	8 (44.4%)	0 (0.0%)	1.89

**Ecovillage Child Development Laboratory (CDL) Employee Survey
August 2003**

How will the CDL's connection to the Ecovillage influence your teaching and/or other job duties?

Respondent: 1

Teaching our children about recycling and conserving our natural resources will be made easier with a hands on approach.

Respondent: 2

This will not only make it a responsibility for me to add ecologically responsible things to my own life, but also in teaching what I learn to others.

Respondent: 3

I will use the resources to help teach the children about environmental issues.

Respondent: 4

It will make me more ecologically aware of how I do things, think about and find alternative means of doing, and in turn help children to understand the importance of conservation & recycling, etc.

Respondent: 5

I won't teach what I don't live. Since I recognize the need to teach this in my class, I need to live it up so that I can teach accurately and thoroughly.

Respondent: 6

More environmentally conscious, more lesson plans & educational activities focused on the earth & the Ecovillage.

Respondent: 7

Change daily practices/ change my own behavior so that I can model; influence choice of topics and concepts that I want to teach children; require more self-learning so I can teach accurate info to parents & children

Respondent: 8

It will change how we do things.

Respondent: 9

I am hoping to become more knowledgeable about sustainable living and share and participating in the program to benefit myself and the families in my class.

Respondent: 10

By working at the CLD and having a responsibility to teach children and families about our environment, I will need to learn more about the Ecovillage and sustainability issues affecting Berea, the U.S. and our world in order to provide children and families with the knowledge they need to protect our environment.

**Ecovillage Child Development Laboratory (CDL) Employee Survey
August 2003**

How will the CDL's connection to the Ecovillage influence your teaching and/or other job duties?

Respondent: 11

- 1.) Will use ecovillage as a teaching tool for myself and the children.
- 2.) Will participate in ecovillage existence.
- 3.) Will recycle and compost in our classroom.

Respondent: 12

I will do my best at teaching the children and be a good role model to follow the goal of the ecovillage.

Respondent: 13

It will encourage me to use ecology based studies more as it becomes more "real life" based for the students - they will begin to see these principles in their daily lives.

Respondent: 14

It will be an learning exp. for me. I knew very little about how it works, what expected of me. I know more today than I had in the past but it still very new to me.

Respondent: 15

Hopefully we will impact the children we teach to become more conscious of conservation methods **as a way of life**.

Respondent: 16

I will try to use the resources that are available to teach children more about the environment and how to take care of.

Respondent: 17

Just today's session & exposure to these concepts has already changed my attitude towards these concepts & motivated me to want to learn more and begin to implement some things I can begin to do personally.

Respondent: 18

Hopefully it would teach me how to be environmentally conscientious about the recycling, natural resources of the world.

**Ecovillage Child Development Laboratory (CDL) Employee Survey
August 2003**

What concerns or suggestions do you have at this point?

Respondent: 1

None

Respondent: 2

I am a bit concerned about the open-mindedness of the parents, therefore I believe it would be beneficial to us if we educate the parents on the goals of the ecovillage.

Respondent: 3

I have a stronger concern about water conservation because of studies and a childhood paper I wrote concerning water conservation - that causes me to cringe at using tap water to wash out plastic/glass containers for recycling that may not make it to a recycling center.

Respondent: 4

N/A - Being able to change my habits.

Respondent: 5

It all seems pretty over-whelming but that will level off.

Respondent: 6

Hands on for the kids. Be able to break things to children oriented.

Respondent: 7

Seems overwhelming, so much to learn

Respondent: 8

Are methods practical? What about time problems (i.e. the time it takes to dry clothes on a clothes line with limited time available?) Saving environment and eco-logical methods takes time. Do we have the time in present schedules?

Respondent: 9

I'm concerned about how I can make a different and a long term effort, of the compost the type and the way to go about making it work.

Respondent: 10

It seems that I need to learn more baout sustainability/environmental issues in and around our communitiy.

**Ecovillage Child Development Laboratory (CDL) Employee Survey
August 2003**

What concerns or suggestions do you have at this point?

Respondent: 11

I will need more information on ecovillage if it is to be used as a teaching tool but I think this will occur with time and involvement in the ecovillage. I am excited to learn the process also.

Respondent: 12

I am excited about the ecovillage.

Respondent: 13

My only suggestion comes from the discussion about the new CDL - I feel it should have of the visible elements of conservation (like the toilets) so the children make a transition between home & school.

Respondent: 14

How will I or what will I take lessons into the classroom. Come up with an activity book to teach children/teacher with hands on activity etc. that can be used in the classroom.

Respondent: 15

Resource Room-a designated room is needed where all materials are kept and teachers sign out and in materials.

Respondent: 16

Will there be enough water that is continuously recycled to let everyone in the village use or will they also have to get some water from the city. Will this be a safe water supply for children at the CDL. If composting toilets are used are they safe for children to be around.

Respondent: 17

My intense lack of knowledge and embarrassing lack of participation in taking care of environment.

Respondent: 18

Not any for now.

**Ecovillage Child Development Laboratory (CDL) Employee Survey
August 2003**

What would you like to know more about concerning environmental issues?

Respondent: 1

composting, acid rain

Respondent: 2

I would like to know more about the environmental issues that my immediate area is facing (in specific.)

Respondent: 3

Near recycling centers - cost of these and close proximity to us.

Respondent: 5

I've taken sustainability so I have the knowledge but need the proof and the remedy.

Respondent: 6

More things that the CDL "t" can do about the problems.

Respondent: 7

the practical aspects of daily living - how to keep cool w/o air conditioning; how to decrease use of hi energy

.. ..

Respondent: 8

I am not sure. I'll just keep an open mind as opportunities come to me.

Respondent: 9

How and what things can I do to make the environment around me a better place for now and in the future.

Respondent: 10

Ways of conserving energy and protecting our environment; composting.

Respondent: 11

I guess what we can do at home that is affordable in order to protect our environment and natural resource consumption.

Respondent: 12

I would like to know more about how the ecovillage will work.

Respondent: 13

How to start living more environmentally friendly and still have the comfort of everyday luxuries.

**Ecovillage Child Development Laboratory (CDL) Employee Survey
August 2003**

What would you like to know more about concerning environmental issues?

Respondent: 14
the objectives (more).

Respondent: 16
How can we as individuals make a difference in the environment with what we do.

Respondent: 17
Recycling, water and energy conservation.

Respondent: 18
Can't think of anything right now.

Ecovillage Child Development Laboratory (CDL) Employee Survey Results Pre Survey, August 2003 and Post Survey, Spring 2004

Knowledge

	<u>% right</u>
1. What is the main source of water pollution in the U.S.?	Pre: 0 (0%) Post: 5 (71.4%)
2. The largest use of energy in the average U.S. home is:	Pre: 1 (14.3%) Post: 1 (14.3%)
3. Which action contributes the most to global warming?	Pre: 3 (42.9%) Post: 5 (71.4%)
4. When you turn on a light or run an appliance in Berea, the electricity that you use is produced by:	Pre: 6 (85.7%) Post: 7 (100.0%)
5. Which of the following are renewable energy sources?	Pre: 4 (57.1%) Post: 4 (57.1%)
6. When you turn on a faucet in Berea, the water comes from:	Pre: 4 (57.1%) Post: 6 (85.7%)
7. How much water does the average Berea household use per day?	Pre: 1 (14.3%) Post: 2 (28.6%)
8. When you flush a toilet in a campus building, where does the waste go initially?	Pre: 3 (42.9%) Post: 4 (57.1%)
9. How many pounds of garbage does the average person in the U.S. dispose of each year?	Pre: 1 (14.3%) Post: 3 (42.9%)
10. As many as 200 species go extinct worldwide each day. What is the major cause?	Pre: 7 (100.0%) Post: 6 (85.7%)

NOTE: The results in this report are based on only those students who completed both surveys (N = 7)

Source: Office of Institutional Research and Assessment, August 2004.

Ecovillage Child Development Laboratory (CDL) Employee Survey Results
Pre Survey, August 2003 and Post Survey, Spring 2004

<u>Behaviors</u>		(5) Almost Always	(4) Often	(3) Sometimes	(2) Almost Never	(1) Never	Mean
1. I turn off lights and appliances when they're not being used in order to conserve electricity.	Pre:	3 (42.9%)	3 (42.9%)	0 (0%)	1 (14.3%)	0 (0%)	4.1
	Post:	4 (57.1%)	1 (14.3%)	2 (28.6%)	0 (0%)	0 (0%)	4.3
2. Given a choice, I walk, take public transportation or ride a bike instead of using a car.	Pre:	1 (14.3%)	0 (0%)	1 (14.3%)	4 (57.1%)	1 (14.3%)	2.4
	Post:	0 (0%)	0 (0%)	4 (57.1%)	2 (28.6%)	1 (14.3%)	2.4
3. I limit the length of my showers to conserve water.	Pre:	1 (14.3%)	0 (0%)	4 (57.1%)	1 (14.3%)	1 (14.3%)	2.9
	Post:	1 (14.3%)	2 (28.6%)	3 (42.9%)	0 (0%)	1 (14.3%)	3.4
4. I adjust the water setting on my washing machine to use the least amount of water.	Pre:	2 (33.3%)	3 (50.0%)	1 (16.7%)	0 (0%)	0 (0%)	4.2
	Post:	4 (57.1%)	2 (28.6%)	1 (14.3%)	0 (0%)	0 (0%)	4.4
5. Before pouring a household chemical down the drain, I read the label to see if it is safe.	Pre:	2 (33.3%)	0 (0%)	1 (16.7%)	2 (33.3%)	1 (16.7%)	3.0
	Post:	2 (33.3%)	3 (50.0%)	0 (0%)	1 (16.7%)	0 (0%)	4.0
6. I avoid purchasing products that are over-packaged.	Pre:	2 (28.6%)	1 (14.3%)	2 (28.6%)	0 (0%)	2 (28.6%)	3.1
	Post:	2 (28.6%)	2 (28.6%)	2 (28.6%)	0 (0%)	1 (14.3%)	3.6
7. I recycle paper, glass, and/or metal waste products at home or at school.	Pre:	2 (28.6%)	0 (0%)	4 (57.1%)	1 (14.3%)	0 (0%)	3.4
	Post:	1 (14.3%)	4 (57.1%)	2 (28.6%)	0 (0%)	0 (0%)	3.9
8. I compost my organic kitchen wastes.	Pre:	1 (14.3%)	0 (0%)	1 (14.3%)	2 (28.6%)	3 (42.9%)	2.1
	Post:	0 (0%)	3 (42.9%)	2 (28.6%)	1 (14.3%)	1 (14.3%)	3.0
9. If I see a plant or animal that is new to me, I try to learn its name.	Pre:	0 (0%)	1 (14.3%)	3 (42.9%)	1 (14.3%)	2 (28.6%)	2.4
	Post:	1 (14.3%)	0 (0%)	5 (71.4%)	0 (0%)	1 (14.3%)	3.1
10. I read articles or books about the environment.	Pre:	0 (0%)	3 (42.9%)	1 (14.3%)	2 (28.6%)	1 (14.3%)	2.9
	Post:	1 (14.3%)	2 (28.6%)	1 (14.3%)	3 (42.9%)	0 (0%)	3.1

NOTE: The results in this report are based on only those students who completed both surveys (N = 7)

Source: Office of Institutional Research and Assessment, August 2004.

Ecovillage Child Development Laboratory (CDL) Employee Survey Results Pre Survey, August 2003 and Post Survey, Spring 2004

Attitudes

Rate the importance to you of each of the following.

		(5) Extremely Important	(4) Somewhat Important	(3) Neutral	(2) Not Very Important	(1) Not at all Important	Mean
1. Protecting the natural world.	Pre:	3 (42.9%)	2 (28.6%)	2 (28.6%)	0 (0%)	0 (0%)	4.1
	Post:	4 (57.1%)	2 (28.6%)	1 (14.3%)	0 (0%)	0 (0%)	4.4
2. Solving environmental problems.	Pre:	3 (42.9%)	2 (28.6%)	2 (28.6%)	0 (0%)	0 (0%)	4.1
	Post:	4 (57.1%)	1 (14.3%)	2 (28.6%)	0 (0%)	0 (0%)	4.3

How important to you is it to accomplish the following goals?

3. To learn more about environmental problems.	Pre:	3 (42.9%)	1 (14.3%)	3 (42.9%)	0 (0%)	0 (0%)	4.0
	Post:	3 (42.9%)	2 (28.6%)	1 (14.3%)	1 (14.3%)	0 (0%)	4.0
4. To understand how ecosystems work.	Pre:	3 (50.0%)	1 (16.7%)	2 (33.3%)	0 (0%)	0 (0%)	4.2
	Post:	2 (28.6%)	3 (42.9%)	2 (28.6%)	0 (0%)	0 (0%)	4.0
5. To understand more about the local ecology (living and nonliving parts of the local ecosystem and how they interact).	Pre:	3 (42.9%)	1 (14.3%)	3 (42.9%)	0 (0%)	0 (0%)	4.0
	Post:	4 (57.1%)	1 (14.3%)	2 (28.6%)	0 (0%)	0 (0%)	4.3

To what extent do you agree with the following statements?

		(5) Strongly Agree	(4) Somewhat Agree	(3) Neutral	(2) Somewhat Disagree	(1) Strongly Disagree	Mean
6. Plants and animals exist primarily to be used by humans.	Pre:	0 (0%)	1 (14.3%)	2 (28.6%)	2 (28.6%)	2 (28.6%)	2.3
	Post:	1 (14.3%)	2 (28.6%)	0 (0%)	1 (14.3%)	3 (42.9%)	2.6

NOTE: The results in this report are based on only those students who completed both surveys (N = 7)

Source: Office of Institutional Research and Assessment, August 2004.

Ecovillage Child Development Laboratory (CDL) Employee Survey Results Pre Survey, August 2003 and Post Survey, Spring 2004

To what extent do you agree with the following statements?

		(5) Strongly <u>Agree</u>	(4) Somewhat <u>Agree</u>	(3) <u>Neutral</u>	(2) Somewhat <u>Disagree</u>	(1) Strongly <u>Disagree</u>	<u>Mean</u>
7. As long as I can afford it, I should be able to have whatever goods are available.	Pre:	0 (0%)	0 (0%)	2 (28.6%)	1 (14.3%)	4 (57.1%)	1.7
	Post:	1 (14.3%)	0 (0%)	1 (14.3%)	2 (28.6%)	3 (42.9%)	2.1
8. Humans need not adapt to the natural environment because they can remake it to suit their needs.	Pre:	0 (0%)	0 (0%)	0 (0%)	2 (28.6%)	5 (71.4%)	1.3
	Post:	0 (0%)	0 (0%)	1 (14.3%)	1 (14.3%)	5 (71.4%)	1.4
9. It is just too difficult for someone like me to do much about the environment.	Pre:	0 (0%)	1 (14.3%)	2 (28.6%)	0 (0%)	4 (57.1%)	2.0
	Post:	1 (14.3%)	0 (0%)	1 (14.3%)	1 (14.3%)	4 (57.1%)	2.0
10. Many of the claims about environmental threats are exaggerated.	Pre:	0 (0%)	1 (14.3%)	0 (0%)	4 (57.1%)	2 (28.6%)	2.0
	Post:	0 (0%)	2 (28.6%)	0 (0%)	1 (14.3%)	4 (57.1%)	2.0

NOTE: The results in this report are based on only those students who completed both surveys (N = 7)

Source: Office of Institutional Research and Assessment, August 2004.

Ecovillage Resident Survey Results Fall 2003

Number and Percent answered Correct

I. Knowledge

1. What is the main source of water pollution in the U.S.?	7	28%
2. The largest use of energy in the average U.S. home is:	5	20%
3. Which action contributes the most to global warming?	17	68%
4. When you turn on a light or run an appliance in Berea, the electricity that you use is produced by:	14	56%
5. Which of the following are <u>renewable</u> energy sources?	19	76%
6. When you turn on a faucet in Berea, the water comes from:	13	52%
7. How much water does the average Berea household use per day?	5	20%
8. When you flush a toilet in a campus building, where does the waste go initially?	12	48%
9. How many pounds of garbage does the average person in the U.S. dispose of each year?	4	16%
10. As many as 200 species go extinct worldwide each day. What is the major cause?	22	88%

Ecovillage Resident Survey Results Fall 2003

I. Knowledge, continued

1. What is the main source of water pollution in the U.S.?

- | | |
|---|---------|
| a. oil spills | 0 (0%) |
| b. industrial wastes | 7 (28%) |
| c. sewage | 4 (16%) |
| d. run-off from farm fields, roads, parking lots, and lawns | 7 (28%) |
| e. don't know | 7 (28%) |

2. The largest use of energy in the average U.S. home is:

- | | |
|------------------------------|---------|
| a. water heating | 1 (4%) |
| b. space heating | 5 (20%) |
| c. electric air-conditioning | 7 (28%) |
| d. electric lights | 7 (28%) |
| e. don't know | 5 (20%) |

3. Which action contributes the most to global warming?

- | | |
|---------------------------|----------|
| a. aerosol spray use | 2 (8%) |
| b. fossil fuel energy use | 17 (68%) |
| c. plastic production | 1 (4%) |
| d. planting trees | 0 (0%) |
| e. don't know | 5 (20%) |

4. When you turn on a light or run an appliance in Berea, the electricity that you use is produced by:

- | | |
|--------------------------------|-----------|
| a. burning natural gas | 4 (16.0%) |
| b. running water through a dam | 0 (0%) |
| c. burning coal | 14 (56%) |
| d. wind power | 0 (0%) |
| e. don't know | 7 (28%) |

5. Which of the following are renewable energy sources? (Check all that apply)

- | | |
|---------------|----------|
| a. wind | 19 (76%) |
| b. sunlight | 1 (4%) |
| c. coal | 1 (4%) |
| d. oil | 4 (16%) |
| e. don't know | 0 (0%) |

6. When you turn on a faucet in Berea, the water comes from:

- | | |
|--------------------------|----------|
| a. Owsley Fork Reservoir | 13 (52%) |
| b. Kentucky River | 1 (4%) |
| c. Wells in Richmond, KY | 0 (0%) |
| d. Brushy Fork Creek | 0 (0%) |
| e. don't know | 11 (44%) |

7. How much water does the average Berea household use per day?

- | | |
|----------------|----------|
| a. 25 gallons | 1 (4%) |
| b. 75 gallons | 5 (20%) |
| c. 150 gallons | 5 (20%) |
| d. 300 gallons | 4 (16%) |
| e. don't know | 10 (40%) |

8. When you flush a toilet in a campus building, where does the waste go initially?

- | | |
|---------------------------------|----------|
| a. Berea sewage treatment plant | 12 (48%) |
| b. Madison Co. sewage plant | 1 (4%) |
| c. Kentucky River | 0 (0%) |
| d. Berea College waste lagoon | 0 (0%) |
| e. don't know | 12 (48%) |

9. How many pounds of garbage does the average person in the U.S. dispose of each year?

- | | |
|---------------|----------|
| a. 100 | 0 (0%) |
| b. 500 | 2 (8%) |
| c. 1200 | 6 (24%) |
| d. 1600 | 4 (16%) |
| e. don't know | 13 (52%) |

10. As many as 200 species go extinct worldwide each day. What is the major cause?

- | | |
|------------------------|----------|
| a. air pollution | 0 (0%) |
| b. water pollution | 2 (8%) |
| c. habitat destruction | 22 (88%) |
| d. climate change | 0 (0%) |
| e. don't know | 1 (4%) |

Ecovillage Resident Survey Results Fall 2003

II. Behaviors – Choose the alternative that best matches your personal behavior.

	(5) Almost Always	(4) Often	(3) Sometimes	(2) Almost Never	(1) Never	Missing	Mean
1. I turn off lights and appliances when they're not being used in order to conserve electricity.	17 (68%)	4 (16%)	4 (16%)	0 (0%)	0 (0%)	0 (0%)	4.52
2. Given a choice, I walk, take public transportation or ride a bike instead of using a car.	9 (36%)	5 (20%)	7 (28%)	3 (12%)	1 (4%)	0 (0%)	3.72
3. I limit the length of my showers to conserve water.	4 (16%)	9 (36%)	8 (32%)	3 (12%)	1 (4%)	0 (0%)	3.48
4. I adjust the water setting on my washing machine to use the least amount of water.	6 (24%)	6 (24%)	5 (20%)	3 (12%)	5 (20%)	0 (0%)	3.20
5. Before pouring a household chemical down the drain, I read the label to see if it is safe.	10 (40%)	2 (8%)	5 (20%)	4 (16%)	4 (16%)	0 (0%)	3.40
6. I avoid purchasing products that are over-packaged.	1 (4%)	8 (32%)	6 (24%)	5 (20%)	5 (20%)	0 (0%)	2.80
7. I recycle paper, glass, and/or metal waste products at home or at school.	9 (36%)	6 (24%)	7 (28%)	2 (8%)	1 (4%)	0 (0%)	3.80
8. I compost my organic kitchen wastes.	3 (12%)	6 (24%)	5 (20%)	3 (12%)	8 (32%)	0 (0%)	2.72
9. If I see a plant or animal that is new to me, I try to learn its name.	3 (12%)	6 (24%)	8 (32%)	2 (8%)	6 (24%)	0 (0%)	2.92
10. I read articles or books about the environment.	2 (8%)	9 (36%)	7 (28%)	2 (8%)	5 (20%)	0 (0%)	3.04

Ecovillage Resident Survey Results Fall 2003

III. Attitudes

Rate the importance to you of each of the following.

	(5) <u>Extremely Important</u>	(4) <u>Somewhat Important</u>	(3) <u>Neutral</u>	(2) <u>Not Very Important</u>	(1) <u>Not At All Important</u>	<u>Missing</u>	<u>Mean</u>
1. Protecting the natural world.	14 (56%)	7 (28%)	4 (16%)	0 (0%)	0 (0%)	0 (0%)	4.40
2. Solving environmental problems.	12 (48%)	7 (28%)	4 (16%)	2 (8%)	0 (0%)	0 (0%)	4.16

How important to you is it to accomplish the following goals?

3. To learn more about environmental problems.	11 (44%)	10 (40%)	4 (16%)	0 (0%)	0 (0%)	0 (0%)	4.28
4. To understand how ecosystems work.	15 (60%)	8 (32%)	2 (8%)	0 (0%)	0 (0%)	0 (0%)	4.52
5. To understand more about the local ecology (living and nonliving parts of the local ecosystem and how they interact).	12 (48%)	11 (44%)	1 (4%)	1 (4%)	0 (0%)	0 (0%)	4.36

To what extent do you agree with the following statements?

	(5) <u>Strongly Agree</u>	(4) <u>Somewhat Agree</u>	(3) <u>Neutral</u>	(2) <u>Somewhat Disagree</u>	(1) <u>Disagree</u>	<u>Missing</u>	<u>Mean</u>
6. Plants and animals exist primarily to be used by humans.	1 (4%)	5 (20%)	4 (16%)	2 (8%)	13 (52%)	0 (0%)	2.16
7. As long as I can afford it, I should be able to have whatever goods are available.	3 (12%)	1 (4%)	4 (16%)	8 (32%)	9 (36%)	0 (0%)	2.24
8. Humans need not adapt to the natural environment because they can remake it to suit their needs.	0 (0%)	1 (4%)	3 (12%)	6 (24%)	15 (60%)	0 (0%)	1.60
9. It is just too difficult for someone like me to do much about the environment.	0 (0%)	3 (12%)	3 (12%)	8 (32%)	11 (44%)	0 (0%)	1.92
10. Many of the claims about environmental threats are exaggerated.	1 (4%)	2 (8%)	6 (24%)	6 (24%)	10 (40%)	0 (0%)	2.12

Ecovillage Resident Survey Fall 2003

What will be the greatest value to your family living in the Ecovillage?

Respondent: 1

Learning about the living machine, and meeting new friends.

Respondent: 2

Demographic mixture of people

Respondent: 4

Learning some sustainable practices.

Respondent: 5

Knowing that we are doing "our part" in helping the environment.

Respondent: 6

I do not know. I guess it would be learning more about living in the Eco Village as well as how it helps us and our environment.

Respondent: 7

That it is in a convenient place not only close to Berea College but a place where my son can have a variety of other children to interact with.

Respondent: 8

Learning natural building techniques, organic gardening, composting, etc. that I can use the rest of my life, and teach my children and friends.

Respondent: 9

I want to learn workable, plausible environmentally sound living principles that do not interfere with those things in life that I believe are more important.

Ecovillage Resident Survey Fall 2003

What will be the greatest value to your family living in the Ecovillage?

Respondent: 10

Learn hands-on about the environment.

Respondent: 11

Being close to other student families for support, and close & easy access to class & child care.

Respondent: 12

New information, developing better ecologically sound habits

Respondent: 14

Being in a community atmosphere; learning how to take better care of the environment and living a more simple life.

Respondent: 76

The sense of community and the learning that I can gain from the programs at the Ecovillage (green cleaning!)

Respondent: 77

Close to campus, friendly neighborhood, closeness to nature

Respondent: 78

Living around a community of people I know.

Respondent: 79

Simplifying, yet making the extra effort to ensure quality lives accountability for our human impact on environment

Respondent: 80

Having the opportunity to be in a supportive community, being able to live ecologically friendly and learning together.

**Ecovillage Resident Survey
Fall 2003**

What will be the greatest value to your family living in the Ecovillage?

Respondent: 82

The community environment.

Respondent: 83

It's on campus, and the community setting.

Respondent: 84

I believe it is the knowledge that I have gained from living here.

Respondent: 85

Being able to take part in energy/environment issues and actions. Also living close to campus and having everything so close to home.

Respondent: 86

It will teach our family how to preserve the environment thru normal everyday living.

Ecovillage Resident Survey Fall 2003

What will be different living in the Ecovillage as opposed to living in regular apartments?

Respondent: 1

I think there will be a greater sense of community in the eco-village.

Respondent: 2

I will be more involved with the community.

Respondent: 4

Constantly being reminded of sustainability practices by the features of the building, the programs, etc.

Respondent: 5

Energy conservation, recycling, the living machine

Respondent: 6

Living in the Eco Village is actually helping the environment. Regular apartments may not be as equipped as the eco village in doing this.

Respondent: 7

I live in the regular apartments.

Respondent: 8

Everything basically - a real sense of community and oneness with neighbors hence we all have children to raise and studying to do. Just the eco-friendly features of my apartment are extremely different & exciting.

Respondent: 9

Most apartments aren't as "state of the art" - the recycling, composting, etc.

Respondent: 10

Saving energy, recycling, composting, helping the environment.

Respondent: 11

Parking problems, caring for countertops/floors

Respondent: 12

Awareness

Respondent: 14

The monitoring of the utilities, the increased awareness of environmental products and issues.

Ecovillage Resident Survey Fall 2003

What will be different living in the Ecovillage as opposed to living in regular apartments?

Respondent: 76

No dishwasher, a greater sense of caring about your home - making sure things work not just right but best.

Respondent: 77

More economical, more space and light, time management

Respondent: 78

Background knowledge of sustainability.

Respondent: 79

A concentrated, community effort to make change as focus makes it easier, empowering as collective group process.

Respondent: 80

It is better for one. We will have a lower utility bill and a lower ecological footprint. The set-up is more conducive to meeting neighbors.

Respondent: 82

The emphasis on living in an environmentally friendly manner.

Respondent: 83

The Ecovillage is different because it teaches the residents how to conserve and recycle, the tenants are much closer to one another because we are all at the same stage in our life - college.

Respondent: 84

Accountability. I am happy to live in a place where people care and work towards.

Respondent: 85

The cost to us is less-therefore school will be my first priority instead of working 40+ hours a week. I will also be able to put my son first, I won't be so tired!

Respondent: 86

We will have to learn how to recycle properly, compost, and preserve energy.

Ecovillage Resident Survey Fall 2003

What concerns or suggestions do you have at this point?

Respondent: 1

So far, I don't have any big concerns.

Respondent: 2

Pot-luck dinners! And what ever happened to that list-serv?

Respondent: 4

Gradually educate all eco residents about sustainability and encourage them to disseminate the info to outsiders.

Respondent: 5

I just hope that everyone does the best they can do.

Respondent: 6

I would like it if those who do know about the environment/Ecovillage would not push it all on us who do not know but just allow us to learn about it naturally.

Respondent: 8

My main concern is that we get all of our residents excited and active in the Berea College Ecovillage and see some real growth take place!

Respondent: 9

My concern is that people here may have what I consider radical views of environmental issues that may not gel well with my value system.

Respondent: 10

My concern is that, yes, we are a community, but ultimately you're responsible for your own child.

Respondent: 11

Privacy concerns since everything seems to be monitored.

Respondent: 12

How much time I will have to devote

Respondent: 76

None

Ecovillage Resident Survey Fall 2003

What concerns or suggestions do you have at this point?

Respondent: 78

It's okay to learn about sustainability but don't forget about community.

Respondent: 79

My concerns lie within the need in this community to educate and familiarize each other about with the need for habit, of proactivism & responsibility in sustainability initiative.

Respondent: 80

I am concerned that there hasn't been as much community cohesion. Especially between the existing and new apartments.

Respondent: 82

None

Respondent: 83

None

Respondent: 84

None so far.

Respondent: 85

None so far.

Respondent: 86

I'm concerned I may not do something properly.

Ecovillage Resident Survey Fall 2003

What would you like to know more about concerning environmental issues?

Respondent: 1

This sentence does not make sense.

Respondent: 2

Individual changes people can make

Respondent: 4

I want to learn more about eco-design and how to get people to embrace some sustainable practices.

Respondent: 5

I would like to know more about environmental issues in general.

Respondent: 6

Whatever there is to learn; at this point I know nothing. I am very willing to learn.

Respondent: 8

Ways to make the average citizen concerned and genuinely aware of their behaviors & how they affect the earth.

Respondent: 9

I would like to learn more about natural organic gardening and using composting to achieve that.

Respondent: 10

What is an ecovillage, and what is its ultimate purpose?

Respondent: 11

How can I make the biggest impact?

Respondent: 12

Organic gardening

Respondent: 14

Why are "green," organic and environmentally-sound products so expensive?

Respondent: 76

Cleaning chemical reactions with people's body systems. Renewable energy appliances.

Ecovillage Resident Survey Fall 2003

What would you like to know more about concerning environmental issues?

Respondent: 77

How to do "Green Chemistry"

Respondent: 79

How & Why it is perpetuated by those in power, yet dumped on those on the other sides of the margin to deal with, suffer from, issues of responsibility & privilege.

Respondent: 80

I would like to learn how to turn negative attitudes towards environmentalism around and to make sustainability a natural part of everyday living.

Respondent: 82

None that I can think of

Respondent: 83

Really just more info in general, it would be nice to have pamphlets on the benefits of recycling, conserving, etc...and what kind of damage is being done to the earth because of waste and overconsumption.

Respondent: 84

The everyday items. How can "I" help things.

Respondent: 85

What I can do to help. Specific ways that I can change my everyday buying and consumption. Also learn more about recycling, composting, organic gardening and energy use.

**Ecovillage Resident Survey
Fall 2003**

Additional Comments:

Respondent: 1

In response to **Attitudes, #7**: However, this does not mean that I would use these goods, or buy those goods.

Respondent: 5

Respondent placed a star beside **Attitudes, #4**, response of 5.

Ecovillage Resident Survey Results Pre Survey, Fall 2003 and Post Survey, Spring 2004

Knowledge

	<u>% right</u>
1. What is the main source of water pollution in the U.S.?	Pre: 6 (28.6%) Post: 8 (38.1%)
2. The largest use of energy in the average U.S. home is:	Pre: 3 (14.3%) Post: 5 (23.8%)
3. Which action contributes the most to global warming?	Pre: 15 (71.4%) Post: 16 (76.2%)
4. When you turn on a light or run an appliance in Berea, the electricity that you use is produced by:	Pre: 12 (57.1%) Post: 14 (66.7%)
5. Which of the following are renewable energy sources?	Pre: 14 (66.7%) Post: 21 (100.0%)
6. When you turn on a faucet in Berea, the water comes from:	Pre: 11 (52.4%) Post: 12 (57.1%)
7. How much water does the average Berea household use per day?	Pre: 4 (19.0%) Post: 7 (33.3%)
8. When you flush a toilet in a campus building, where does the waste go initially?	Pre: 11 (52.4%) Post: 12 (57.1%)
9. How many pounds of garbage does the average person in the U.S. dispose of each year?	Pre: 4 (19.0%) Post: 9 (42.9%)
10. As many as 200 species go extinct worldwide each day. What is the major cause?	Pre: 19 (90.5%) Post: 19 (90.5%)

NOTE: The results in this report are based on only those students who completed both surveys (N = 21)

Source: Office of Institutional Research and Assessment, April 2004.

Ecovillage Resident Survey Results
Pre Survey, Fall 2003 and Post Survey, Spring 2004

Behaviors

		(5) Almost Always	(4) Often	(3) Sometimes	(2) Almost Never	(1) Never	Mean
1. I turn off lights and appliances when they're not being used in order to conserve electricity.	Pre:	14 (66.7%)	3 (14.3%)	4 (19.0%)	0 (0%)	0 (0%)	4.5
	Post:	15 (71.4%)	4 (19.0%)	2 (9.5%)	0 (0%)	0 (0%)	4.6
2. Given a choice, I walk, take public transportation or ride a bike instead of using a car.	Pre:	6 (28.6%)	4 (19.0%)	7 (33.3%)	3 (14.3%)	1 (4.8%)	3.5
	Post:	4 (19.0%)	8 (38.1%)	7 (33.3%)	1 (4.8%)	1 (4.8%)	3.6
3. I limit the length of my showers to conserve water.	Pre:	4 (19.0%)	8 (38.1%)	5 (23.8%)	3 (14.3%)	1 (4.8%)	3.5
	Post:	3 (14.3%)	4 (19.0%)	10 (47.6%)	4 (19.0%)	0 (0%)	3.3
4. I adjust the water setting on my washing machine to use the least amount of water.	Pre:	6 (28.6%)	4 (19.0%)	4 (19.0%)	3 (14.3%)	4 (19.0%)	3.2
	Post:	7 (33.3%)	6 (28.6%)	4 (19.0%)	2 (9.5%)	2 (9.5%)	3.7
5. Before pouring a household chemical down the drain, I read the label to see if it is safe.	Pre:	8 (38.1%)	2 (9.5%)	4 (19.0%)	4 (19.0%)	3 (14.3%)	3.4
	Post:	6 (28.6%)	6 (28.6%)	5 (23.8%)	4 (19.0%)	0 (0%)	3.7
6. I avoid purchasing products that are over-packaged.	Pre:	1 (4.8%)	6 (28.6%)	5 (23.8%)	5 (23.8%)	4 (19.0%)	2.8
	Post:	5 (23.8%)	2 (9.5%)	9 (42.9%)	4 (19.0%)	1 (4.8%)	3.3
7. I recycle paper, glass, and/or metal waste products at home or at school.	Pre:	8 (38.1%)	4 (19.0%)	7 (33.3%)	1 (4.8%)	1 (4.8%)	3.8
	Post:	16 (76.2%)	3 (14.3%)	1 (4.8%)	0 (0%)	1 (4.8%)	4.6
8. I compost my organic kitchen wastes.	Pre:	2 (9.5%)	5 (23.8%)	5 (23.8%)	2 (9.5%)	7 (33.3%)	2.7
	Post:	11 (52.4%)	4 (19.0%)	2 (9.5%)	2 (9.5%)	2 (9.5%)	4.0
9. If I see a plant or animal that is new to me, I try to learn its name.	Pre:	3 (14.3%)	4 (19.0%)	7 (33.3%)	2 (9.5%)	5 (23.8%)	2.9
	Post:	4 (19.0%)	6 (28.6%)	6 (28.6%)	3 (14.3%)	2 (9.5%)	3.3
10. I read articles or books about the environment.	Pre:	1 (4.8%)	8 (38.1%)	7 (33.3%)	2 (9.5%)	3 (14.3%)	3.1
	Post:	3 (14.3%)	6 (28.6%)	8 (38.1%)	1 (4.8%)	3 (14.3%)	3.2

NOTE: The results in this report are based on only those students who completed both surveys (N = 21)

Source: Office of Institutional Research and Assessment, April 2004.

Ecovillage Resident Survey Results Pre Survey, Fall 2003 and Post Survey, Spring 2004

Attitudes

Rate the importance to you of each of the following.

		(5) Extremely Important	(4) Somewhat Important	(3) Neutral	(2) Not Very Important	(1) Not at all Important	Mean
1. Protecting the natural world.	Pre:	12 (57.1%)	6 (28.6%)	3 (14.3%)	0 (0%)	0 (0%)	4.4
	Post:	15 (71.4%)	4 (19.0%)	2 (9.5%)	0 (0%)	0 (0%)	4.6
2. Solving environmental problems.	Pre:	10 (47.6%)	6 (28.6%)	3 (14.3%)	2 (9.5%)	0 (0%)	4.1
	Post:	14 (66.7%)	5 (23.8%)	1 (4.8%)	1 (4.8%)	0 (0%)	4.5

How important to you is it to accomplish the following goals?

3. To learn more about environmental problems.	Pre:	9 (42.9%)	9 (42.9%)	3 (14.3%)	0 (0%)	0 (0%)	4.3
	Post:	8 (38.1%)	12 (57.1%)	1 (4.8%)	0 (0%)	0 (0%)	4.3
4. To understand how ecosystems work.	Pre:	13 (61.9%)	7 (33.3%)	1 (4.8%)	0 (0%)	0 (0%)	4.6
	Post:	9 (42.9%)	11 (52.4%)	1 (4.8%)	0 (0%)	0 (0%)	4.4
5. To understand more about the local ecology (living and nonliving parts of the local ecosystem and how they interact).	Pre:	10 (47.6%)	10 (47.6%)	0 (0%)	1 (4.8%)	0 (0%)	4.4
	Post:	8 (38.1%)	10 (47.6%)	3 (14.3%)	0 (0%)	0 (0%)	4.2

To what extent do you agree with the following statements?

		(5) Strongly Agree	(4) Somewhat Agree	(3) Neutral	(2) Somewhat Disagree	(1) Strongly Disagree	Mean
6. Plants and animals exist primarily to be used by humans.	Pre:	1 (4.8%)	5 (23.8%)	3 (14.3%)	2 (9.5%)	10 (47.6%)	2.3
	Post:	1 (4.8%)	1 (4.8%)	5 (23.8%)	6 (28.6%)	8 (38.1%)	2.1

NOTE: The results in this report are based on only those students who completed both surveys (N = 21)

Source: Office of Institutional Research and Assessment, April 2004.

Ecovillage Resident Survey Results
Pre Survey, Fall 2003 and Post Survey, Spring 2004

To what extent do you agree with the following statements?

		(5) Strongly <u>Agree</u>	(4) Somewhat <u>Agree</u>	(3) <u>Neutral</u>	(2) Somewhat <u>Disagree</u>	(1) Strongly <u>Disagree</u>	<u>Mean</u>
7. As long as I can afford it, I should be able to have whatever goods are available.	Pre:	2 (9.5%)	1 (4.8%)	3 (14.3%)	8 (38.1%)	7 (33.3%)	2.2
	Post:	1 (4.8%)	4 (19.0%)	2 (9.5%)	6 (28.6%)	8 (38.1%)	2.2
8. Humans need not adapt to the natural environment because they can remake it to suit their needs.	Pre:	0 (0%)	0 (0%)	2 (9.5%)	6 (28.6%)	13 (61.9%)	1.5
	Post:	1 (4.8%)	2 (9.5%)	2 (9.5%)	4 (19.0%)	12 (57.1%)	1.9
9. It is just too difficult for someone like me to do much about the environment.	Pre:	0 (0%)	3 (14.3%)	1 (4.8%)	8 (38.1%)	9 (42.9%)	1.9
	Post:	0 (0%)	1 (4.8%)	5 (23.8%)	6 (28.6%)	9 (42.9%)	1.9
10. Many of the claims about environmental threats are exaggerated.	Pre:	1 (4.8%)	1 (4.8%)	5 (23.8%)	6 (28.6%)	8 (38.1%)	2.1
	Post:	1 (4.8%)	0 (0%)	7 (33.3%)	4 (19.0%)	9 (42.9%)	2.1

NOTE: The results in this report are based on only those students who completed both surveys (N = 21)

Source: Office of Institutional Research and Assessment, April 2004.

Kentucky/Talcott Resident Survey Results Fall 2003

Number and Percent answered Correct

I. Knowledge

1. What is the main source of water pollution in the U.S.?	15	35.7%
2. The largest use of energy in the average U.S. home is:	6	14.3%
3. Which action contributes the most to global warming?	23	54.8%
4. When you turn on a light or run an appliance in Berea, the electricity that you use is produced by:	18	42.9%
5. Which of the following are <u>renewable</u> energy sources?	31	73.8%
6. When you turn on a faucet in Berea, the water comes from:	21	50.0%
7. How much water does the average Berea household use per day?	16	38.1%
8. When you flush a toilet in a campus building, where does the waste go initially?	8	19.0%
9. How many pounds of garbage does the average person in the U.S. dispose of each year?	11	26.2%
10. As many as 200 species go extinct worldwide each day. What is the major cause?	29	69.0%

Kentucky/Talcott Resident Survey Results Fall 2003

I. Knowledge, continued

1. What is the main source of water pollution in the U.S.?

- | | |
|---|------------|
| a. oil spills | 2 (4.8%) |
| b. industrial wastes | 15 (35.7%) |
| c. sewage | 0 (0%) |
| d. run-off from farm fields, roads, parking lots, and lawns | 15 (35.7%) |
| e. don't know | 10 (23.8%) |

2. The largest use of energy in the average U.S. home is:

- | | |
|------------------------------|------------|
| a. water heating | 0 (0%) |
| b. space heating | 6 (14.3%) |
| c. electric air-conditioning | 11 (26.2%) |
| d. electric lights | 22 (52.4%) |
| e. don't know | 3 (7.1%) |

3. Which action contributes the most to global warming?

- | | |
|---------------------------|------------|
| a. aerosol spray use | 10 (23.8%) |
| b. fossil fuel energy use | 23 (54.8%) |
| c. plastic production | 3 (7.1%) |
| d. planting trees | 1 (2.4%) |
| e. don't know | 5 (11.9%) |

4. When you turn on a light or run an appliance in Berea, the electricity that you use is produced by:

- | | |
|--------------------------------|------------|
| a. burning natural gas | 7 (16.7%) |
| b. running water through a dam | 4 (9.5%) |
| c. burning coal | 18 (42.9%) |
| d. wind power | 0 (0.0%) |
| e. don't know | 13 (30.9%) |

5. Which of the following are renewable energy sources? (Check all that apply)

- | | | |
|---------------|------------|------------|
| a. wind | 1 (2.4%) | |
| b. sunlight | 4 (9.5%) | |
| c. coal | 2 (4.8%) | |
| d. oil | 2 (4.8%) | |
| e. don't know | 31 (73.8%) | |
| a,b | | 31 (73.8%) |
| b,d | | 1 (2.4%) |
| c,d | | 1 (2.4%) |

6. When you turn on a faucet in Berea, the water comes from:

- | | |
|--------------------------|------------|
| a. Owsley Fork Reservoir | 21 (50.0%) |
| b. Kentucky River | 2 (4.8%) |
| c. Wells in Richmond, KY | 0 (0%) |
| d. Brushy Fork Creek | 3 (7.1%) |
| e. don't know | 16 (38.1%) |

7. How much water does the average Berea household use per day?

- | | |
|----------------|------------|
| a. 25 gallons | 2 (4.8%) |
| b. 75 gallons | 9 (21.4%) |
| c. 150 gallons | 16 (38.1%) |
| d. 300 gallons | 5 (11.9%) |
| e. don't know | 10 (23.8%) |

8. When you flush a toilet in a campus building, where does the waste go initially?

- | | |
|---------------------------------|------------|
| a. Berea sewage treatment plant | 8 (19%) |
| b. Madison Co. sewage plant | 18 (42.9%) |
| c. Kentucky River | 0 (0%) |
| d. Berea College waste lagoon | 2 (4.8%) |
| e. don't know | 14 (33.3%) |

9. How many pounds of garbage does the average person in the U.S. dispose of each year?

- | | |
|---------------|------------|
| a. 100 | 1 (2.4%) |
| b. 500 | 4 (9.5%) |
| c. 1200 | 12 (28.6%) |
| d. 1600 | 11 (26.2%) |
| e. don't know | 14 (33.3%) |

10. As many as 200 species go extinct worldwide each day. What is the major cause?

- | | |
|------------------------|------------|
| a. air pollution | 4 (9.5%) |
| b. water pollution | 3 (7.1%) |
| c. habitat destruction | 29 (69.0%) |
| d. climate change | 2 (4.8%) |
| e. don't know | 4 (9.5%) |

Kentucky/Talcott Resident Survey Results Fall 2003

II. Behaviors – Choose the alternative that best matches your personal behavior.

	(5) Almost Always	(4) Often	(3) Sometimes	(2) Almost Never	(1) Never	Missing	Mean
1. I turn off lights and appliances when they're not being used in order to conserve electricity.	19 (45.2%)	18 (42.9%)	3 (7.1%)	1 (2.4%)	1 (2.4%)	0 (0%)	4.26
2. Given a choice, I walk, take public transportation or ride a bike instead of using a car.	9 (21.4%)	8 (19%)	15 (35.7%)	8 (19%)	2 (4.8%)	0 (0%)	3.33
3. I limit the length of my showers to conserve water.	3 (7.1%)	9 (21.4%)	19 (45.2%)	5 (11.9%)	6 (14.3%)	0 (0%)	2.95
4. I adjust the water setting on my washing machine to use the least amount of water.	4 (9.5%)	7 (16.7%)	10 (23.8%)	9 (21.4%)	11 (26.2)	1 (2.4%)	2.61
5. Before pouring a household chemical down the drain, I read the label to see if it is safe.	10 (23.8%)	10 (23.8%)	7 (16.7%)	7 (16.7%)	7 (16.7%)	1 (2.4%)	3.22
6. I avoid purchasing products that are over-packaged.	0 (0%)	7 (16.7%)	9 (21.4%)	12 (28.6%)	11 (26.2%)	3 (7.1%)	2.31
7. I recycle paper, glass, and/or metal waste products at home or at school.	8 (19%)	15 (35.7%)	12 (28.6%)	4 (9.5%)	1 (2.4%)	2 (4.8%)	3.63
8. I compost my organic kitchen wastes.	2 (4.8%)	3 (7.1%)	9 (21.4%)	10 (23.8%)	17 (40.5%)	1 (2.4%)	2.10
9. If I see a plant or animal that is new to me, I try to learn its name.	2 (4.8%)	10 (23.8%)	7 (16.7%)	8 (19%)	13 (31%)	2 (4.8%)	2.50
10. I read articles or books about the environment.	0 (0%)	9 (21.4%)	12 (28.6%)	11 (26.2%)	8 (19%)	2 (4.8%)	2.55

Kentucky/Talcott Resident Survey Results Fall 2003

III. Attitudes

Rate the importance to you of each of the following.

	(5) Extremely Important	(4) Somewhat Important	(3) Neutral	(2) Not Very Important	(1) Not At All Important	Missing	Mean
1. Protecting the natural world.	19 (45.2%)	16 (38.1%)	5 (11.9%)	0 (0%)	1 (2.4%)	1 (2.4%)	4.27
2. Solving environmental problems.	17 (40.5%)	14 (33.3%)	8 (19%)	1 (2.4%)	1 (2.4%)	1 (2.4%)	4.10

How important to you is it to accomplish the following goals?

3. To learn more about environmental problems.	6 (14.3%)	24 (57.1%)	8 (19%)	1 (2.4%)	2 (4.8%)	1 (2.4%)	3.76
4. To understand how ecosystems work.	6 (14.3%)	24 (57.1%)	8 (19%)	2 (4.8%)	1 (2.4%)	1 (2.4%)	3.78
5. To understand more about the local ecology (living and nonliving parts of the local ecosystem and how they interact).	7 (16.7%)	18 (42.9%)	14 (33.3%)	2 (4.8%)	1 (2.4%)	0 (0%)	3.67

To what extent do you agree with the following statements?

	(5) Strongly Agree	(4) Somewhat Agree	(3) Neutral	(2) Somewhat Disagree	(1) Disagree	Missing	Mean
6. Plants and animals exist primarily to be used by humans.	3 (7.1%)	8 (19%)	5 (11.9%)	12 (28.6%)	14 (33.3%)	0 (0%)	2.38
7. As long as I can afford it, I should be able to have whatever goods are available.	2 (4.8%)	8 (19%)	11 (26.2%)	11 (26.2%)	10 (23.8%)	0 (0%)	2.55
8. Humans need not adapt to the natural environment because they can remake it to suit their needs.	0 (0%)	4 (9.5%)	6 (14.3)	15 (35.7%)	17 (40.5%)	0 (0%)	1.92
9. It is just too difficult for someone like me to do much about the environment.	1 (2.4%)	2 (4.8%)	11 (26.2%)	17 (40.5%)	11 (26.2%)	0 (0%)	2.17
10. Many of the claims about environmental threats are exaggerated.	0 (0%)	3 (7.1%)	12 (28.6%)	12 (28.6%)	15 (35.7%)	0 (0%)	2.07

**Kentucky/Talcott Resident Survey
Fall 2003**

What will be the greatest value to you living in this residence hall?

Respondent: 2

Good friends

Respondent: 3

Clean bathrooms

Respondent: 4

Being able to live with different people.

Respondent: 5

a/c

Respondent: 6

Free utilities

Respondent: 7

Money

Respondent: 9

Bed

Respondent: 10

toilet paper always, clean every day - not just when full - PLEASE! **needed**

Respondent: 12

The location - more exercise!

Respondent: 13

Use of more natural light and not continuously in darkness.

Respondent: 14

Conserving power, electricity & water.

Respondent: 15

Learning,community.

**Kentucky/Talcott Resident Survey
Fall 2003**

What will be the greatest value to you living in this residence hall?

Respondent: 16

Learning to live with the opposite gender in terms of hall mates.

Respondent: 19

The A/C (when it works!)

Respondent: 20

Community

Respondent: 21

Quiet neighbors

Respondent: 22

Being able to say that I live in an environmentally friendly place is important to me. The earth is not ours to ruin.

Respondent: 23

Keeping it new

Respondent: 24

AC and the washing machine.

Respondent: 25

Nice rooms, good neighbors.

Respondent: 26

Knowing how this building conserve energy, and is mostly made from recycled materials.

Respondent: 27

Its location to my work/classes

Respondent: 28

Not paying utility bills

Respondent: 29

Utilizing the concepts of common living.

**Kentucky/Talcott Resident Survey
Fall 2003**

What will be the greatest value to you living in this residence hall?

Respondent: 30

It's a very short walk to the Ag. building.

Respondent: 31

Natural light. I'm not a fan of over head lights.

Respondent: 32

To live in a clean environment.

Respondent: 33

Laundry rooms.

Respondent: 34

Being able to conserve energy and feeling like I am helping the environment.

Respondent: 35

Conserving energy.

Respondent: 36

Being in a community atmosphere.

Respondent: 37

The air and the cleanliness.

Respondent: 39

To develop the habit of conserving energy by turning off all electricity and using less water.

Respondent: 41

It's new, has air! Has awesome facilities.

Respondent: 42

Being Recycling Chair for House Council and Floor Rep. This is a value to me because I have the responsibility of helping my housing mates feel comfortable.

**Kentucky/Talcott Resident Survey
Fall 2003**

What will be different living in Kentucky/Talcott as opposed to living in a regular hall?

Respondent: 1

More natural light.

Respondent: 2

More women

Respondent: 3

It's nice, and there's lots of room for group study.

Respondent: 4

More places to study in piece and women

Respondent: 5

elevator

Respondent: 6

It's bigger

Respondent: 7

Girls

Respondent: 9

Bed

Respondent: 10

It is one stop closer to Co-Ed living

Respondent: 12

I'm not quite sure as far as environmentally is concerned.

Respondent: 13

Have to interact more with others, sound travels easily so have to be more sensitive to surrounding dorm mates' space & desires.

Respondent: 14

All of those factors above make it different. The power pressure is not as strong in Talcott as other dorms.

**Kentucky/Talcott Resident Survey
Fall 2003**

What will be different living in Kentucky/Talcott as opposed to living in a regular hall?

Respondent: 15

More emphasis on sustainability, more socializing (small rooms + big lounges = lots of people in lounges).

Respondent: 16

Interacting with the males that live in the dorm

Respondent: 18

There will be more of a community between males & females

Respondent: 19

Nicer facilities, better laundry arrangements, boys in the lobby ALL THE TIME

Respondent: 20

Nothing different

Respondent: 21

Combined lounges, air conditioning

Respondent: 22

Water and energy will be conserved. The building materials are safe for the environment.

Respondent: 23

atmosphere, environment

Respondent: 24

The newest, a.c.

Respondent: 25

Air-conditioning, further away from campus.

Respondent: 26

This is new and unique by the way it is

Respondent: 27

Joined living environment with males

**Kentucky/Talcott Resident Survey
Fall 2003**

What will be different living in Kentucky/Talcott as opposed to living in a regular hall?

Respondent: 29

Learning how to live with people of the opposite sex being so close and making the most out of it.

Respondent: 30

it's nice and new and is somewhat co-ed.

Respondent: 31

Heating/Air system - I was never able to adjust the settings in other dorms.

Respondent: 32

The building is made to be environmentally friendly which is very good.

Respondent: 33

The environment. Nicer rooms.

Respondent: 34

The difference is having the direct connection to a boys dorm.

Respondent: 35

It gives us an opportunity to conserve energy.

Respondent: 36

I'm not so sure there will be any differences

Respondent: 37

It has air, the building is not falling apart, the bathrooms are clean

Respondent: 39

The environment is much nicer, so I think residents will take better care of it.

Respondent: 41

Guys are right next door. There is more light.

Respondent: 42

Living in a partial co-ed dorm.

**Kentucky/Talcott Resident Survey
Fall 2003**

What concerns or suggestions do you have at this point?

Respondent: 2

None

Respondent: 3

Microwave

Respondent: 4

N/A

Respondent: 6

None

Respondent: 7

None

Respondent: 9

Bed

Respondent: 10

Hand out toilet paper to each resident.

Respondent: 12

None besides a/b solar energy.

Respondent: 15

None

Respondent: 16

In our dorm we need URGENTLY recycling bins

Respondent: 19

More types of recycling

Respondent: 21

None

**Kentucky/Talcott Resident Survey
Fall 2003**

What concerns or suggestions do you have at this point?

Respondent: 26

Nothing

Respondent: 27

None ☺

Respondent: 29

Finding out more info on what I can do.

Respondent: 30

Where does our H₂O come from and go to? and our energy?

Respondent: 31

None right now.

Respondent: 32

Planting trees around campus and bat houses.

Respondent: 33

None

Respondent: 34

How the ozone layer is.

Respondent: 36

N/A

Respondent: 37

None

Respondent: 39

N/A

Respondent: 41

None

**Kentucky/Talcott Resident Survey
Fall 2003**

What concerns or suggestions do you have at this point?

Respondent: 42

None

**Kentucky/Talcott Resident Survey
Fall 2003**

What would you like to know more about concerning environmental issues?

Respondent: 2

Not really

Respondent: 4

N/A

Respondent: 6

Not a thing

Respondent: 7

Nothing

Respondent: 9

Bed

Respondent: 12

Solar energy & the disadvantages/advantages of it.

Respondent: 14

I want to learn a little bit more about environmental issues to help save the world.

Respondent: 15

What I can do in my life to reduce harm to the environment

Respondent: 16

I would like to be refresh about basic issues

Respondent: 18

Effects on human health

Respondent: 19

I have no clue

Respondent: 20

Nothing at this point

**Kentucky/Talcott Resident Survey
Fall 2003**

What would you like to know more about concerning environmental issues?

Respondent: 21

Nothing

Respondent: 22

Yes

Respondent: 23

Recycling

Respondent: 24

Recycling

Respondent: 25

Just some little things I could do in everyday life.

Respondent: 26

What other ways we can help the environment

Respondent: 29

How to become involved.

Respondent: 30

Why does Berea have coal if they are so strongly against it?

Respondent: 31

How to conserve water.

Respondent: 32

What little things can I do to help.

Respondent: 34

The effects of pollution on the ozone layer.

Respondent: 35

What exactly do we have in the hall that's helping conserve energy? Just curious!

**Kentucky/Talcott Resident Survey
Fall 2003**

What would you like to know more about concerning environmental issues?

Respondent: 36

N/A

Respondent: 37

None

Respondent: 39

N/A

Respondent: 41

I don't really know a whole bunch about it.

Respondent: 42

Honestly not sure. ☺

**Kentucky/Talcott Resident Survey
Fall 2003**

Additional Comments:

Respondent: 3

Student wrote "*Don't buy it*" underneath knowledge question #1, "**Which action contributes the most to global warming?**" (to which the student chose answer "(b) fossil fuel energy use.")

Respondent: 7

Student wrote-in an additional choice: "*(F.) the sewer*" in response to Knowledge question #6, "**When you turn on a faucet in Berea, the water comes from:**"

Respondent: 20

Student wrote "*Berea College utilities use both*" in response to Knowledge question #4, "**When you turn on a light or run an appliance in Berea, the electricity that you use is produced by:**" (to which the student chose answers "(a) burning natural gas," and "(c) burning coal.")

Kentucky and Talcott Resident Survey Results Pre Survey, Fall 2003 and Post Survey, Spring 2004

Knowledge

	<u>% right</u>
1. What is the main source of water pollution in the U.S.?	Pre: 7 (29.2%) Post: 11 (45.8%)
2. The largest use of energy in the average U.S. home is:	Pre: 3 (12.5%) Post: 2 (8.3%)
3. Which action contributes the most to global warming?	Pre: 14 (58.3%) Post: 16 (66.7%)
4. When you turn on a light or run an appliance in Berea, the electricity that you use is produced by:	Pre: 9 (37.5%) Post: 11 (45.8%)
5. Which of the following are renewable energy sources?	Pre: 18 (75.0%) Post: 22 (91.7%)
6. When you turn on a faucet in Berea, the water comes from:	Pre: 12 (50.0%) Post: 14 (58.3%)
7. How much water does the average Berea household use per day?	Pre: 10 (41.7%) Post: 6 (25.0%)
8. When you flush a toilet in a campus building, where does the waste go initially?	Pre: 5 (20.8%) Post: 6 (25.0%)
9. How many pounds of garbage does the average person in the U.S. dispose of each year?	Pre: 7 (29.2%) Post: 4 (16.7%)
10. As many as 200 species go extinct worldwide each day. What is the major cause?	Pre: 18 (75.0%) Post: 20 (83.3%)

NOTE: The results in this report are based on only those students who completed both surveys (N = 24)

Source: Office of Institutional Research and Assessment, April 2004.

Kentucky and Talcott Resident Survey Results
Pre Survey, Fall 2003 and Post Survey, Spring 2004

Behaviors

		(5) Almost Always	(4) Often	(3) Sometimes	(2) Almost Never	(1) Never	Mean
1. I turn off lights and appliances when they're not being used in order to conserve electricity.	Pre:	11 (45.8%)	13 (54.2%)	0 (0%)	0 (0%)	0 (0%)	4.5
	Post:	11 (45.8%)	11 (45.8%)	2 (8.3%)	0 (0%)	0 (0%)	4.4
2. Given a choice, I walk, take public transportation or ride a bike instead of using a car.	Pre:	7 (29.2%)	5 (20.8%)	7 (29.2%)	4 (16.7%)	1 (4.2%)	3.5
	Post:	4 (16.7%)	9 (37.5%)	9 (37.5%)	2 (8.3%)	0 (0%)	3.6
3. I limit the length of my showers to conserve water.	Pre:	3 (12.5%)	7 (29.2%)	10 (41.7%)	1 (4.2%)	3 (12.5%)	3.3
	Post:	4 (16.7%)	8 (33.3%)	5 (20.8%)	6 (25%)	1 (4.2%)	3.3
4. I adjust the water setting on my washing machine to use the least amount of water.	Pre:	2 (8.7%)	6 (26.1%)	6 (26.1%)	2 (8.7%)	7 (30.4%)	2.7
	Post:	4 (16.7%)	1 (4.2%)	5 (20.8%)	6 (25%)	8 (33.3%)	2.5
5. Before pouring a household chemical down the drain, I read the label to see if it is safe.	Pre:	4 (17.4%)	8 (34.8%)	3 (13%)	4 (17.4%)	4 (17.4%)	3.2
	Post:	8 (33.3%)	5 (20.8%)	2 (8.3%)	3 (12.5%)	5 (20.8%)	3.2
6. I avoid purchasing products that are over-packaged.	Pre:	0 (0%)	4 (18.2%)	7 (31.8%)	6 (27.3%)	5 (22.7%)	2.5
	Post:	3 (12.5%)	3 (12.5%)	8 (33.3%)	3 (12.5%)	6 (25%)	2.6
7. I recycle paper, glass, and/or metal waste products at home or at school.	Pre:	5 (21.7%)	13 (56.5%)	4 (17.4%)	1 (4.3%)	0 (0%)	4.0
	Post:	13 (54.2%)	7 (29.2%)	3 (12.5%)	1 (4.2%)	0 (0%)	4.3
8. I compost my organic kitchen wastes.	Pre:	2 (8.7%)	3 (13%)	5 (21.7%)	5 (21.7%)	8 (34.8%)	2.4
	Post:	4 (16.7%)	2 (8.3%)	5 (20.8%)	5 (20.8%)	8 (33.3%)	2.5
9. If I see a plant or animal that is new to me, I try to learn its name.	Pre:	1 (4.5%)	5 (22.7%)	5 (22.7%)	3 (13.6%)	8 (36.4%)	2.5
	Post:	4 (16.7%)	2 (8.3%)	6 (25%)	5 (20.8%)	7 (29.2%)	2.6
10. I read articles or books about the environment.	Pre:	0 (0%)	7 (31.8%)	7 (31.8%)	5 (22.7%)	3 (13.6%)	2.8
	Post:	1 (4.2%)	4 (16.7%)	9 (37.5%)	7 (29.2%)	3 (12.5%)	2.7

NOTE: The results in this report are based on only those students who completed both surveys (N = 24)

Source: Office of Institutional Research and Assessment, April 2004.

Kentucky and Talcott Resident Survey Results Pre Survey, Fall 2003 and Post Survey, Spring 2004

Attitudes

Rate the importance to you of each of the following.

		(5) Extremely Important	(4) Somewhat Important	(3) Neutral	(2) Not Very Important	(1) Not at all Important	Mean
1. Protecting the natural world.	Pre:	15 (65.2%)	7 (30.4%)	1 (4.3%)	0 (0%)	0 (0%)	4.6
	Post:	12 (50%)	12 (50%)	0 (0%)	0 (0%)	0 (0%)	4.5
2. Solving environmental problems.	Pre:	12 (52.2%)	6 (26.1%)	4 (17.4%)	1 (4.3%)	0 (0%)	4.3
	Post:	13 (54.2%)	6 (25%)	5 (20.8%)	0 (0%)	0 (0%)	4.3

How important to you is it to accomplish the following goals?

3. To learn more about environmental problems.	Pre:	5(21.7%)	15 (65.2%)	2 (8.7%)	0 (0%)	1 (4.3%)	4.0
	Post:	6 (25%)	11 (45.8%)	7 (29.2%)	0 (0%)	0 (0%)	4.0
4. To understand how ecosystems work.	Pre:	4 (17.4%)	14 (60.9%)	4 (17.4%)	1 (4.3%)	0 (0%)	3.9
	Post:	4 (16.7%)	11 (45.8%)	9 (37.5%)	0 (0%)	0 (0%)	3.8
5. To understand more about the local ecology (living and nonliving parts of the local ecosystem and how they interact).	Pre:	6 (25%)	8 (33.3%)	9 (37.5%)	1 (4.2%)	0 (0%)	3.8
	Post:	5 (20.8%)	11 (45.8%)	8 (33.3%)	0 (0%)	0 (0%)	3.9

To what extent do you agree with the following statements?

		(5) Strongly Agree	(4) Somewhat Agree	(3) Neutral	(2) Somewhat Disagree	(1) Strongly Disagree	Mean
6. Plants and animals exist primarily to be used by humans.	Pre:	1 (4.2%)	3 (12.5%)	3 (12.5%)	8 (33.3%)	9 (37.5%)	2.1
	Post:	2 (8.3%)	3 (12.5%)	2 (8.3%)	7 (29.2%)	10 (41.7%)	2.2

NOTE: The results in this report are based on only those students who completed both surveys (N = 24)

Source: Office of Institutional Research and Assessment, April 2004.

Kentucky and Talcott Resident Survey Results Pre Survey, Fall 2003 and Post Survey, Spring 2004

To what extent do you agree with the following statements?

		(5) Strongly <u>Agree</u>	(4) Somewhat <u>Agree</u>	(3) <u>Neutral</u>	(2) Somewhat <u>Disagree</u>	(1) Strongly <u>Disagree</u>	<u>Mean</u>
7. As long as I can afford it, I should be able to have whatever goods are available.	Pre:	2 (8.3%)	2 (8.3%)	5 (20.8%)	8 (33.3%)	7 (29.2%)	2.3
	Post:	1 (4.2%)	1 (4.2%)	6 (25.0%)	11 (45.8%)	5 (20.8%)	2.3
8. Humans need not adapt to the natural environment because they can remake it to suit their needs.	Pre:	0 (0%)	1 (4.2%)	2 (8.3%)	8 (33.3%)	12 (50.0%)	1.7
	Post:	1 (4.2%)	2 (8.3%)	4 (16.7%)	7 (29.2%)	10 (41.7%)	2.0
9. It is just too difficult for someone like me to do much about the environment.	Pre:	0 (0%)	1 (4.2%)	5 (20.8%)	9 (37.5%)	9 (37.5%)	1.9
	Post:	3 (12.5%)	1 (4.2%)	3 (12.5%)	6 (25.0%)	11 (45.8%)	2.1
10. Many of the claims about environmental threats are exaggerated.	Pre:	0 (0%)	1 (4.2%)	6 (25.0%)	5 (20.8%)	12 (50.0%)	1.8
	Post:	1 (4.2%)	2 (8.3%)	3 (12.5%)	9 (37.5%)	9 (37.5%)	2.0

NOTE: The results in this report are based on only those students who completed both surveys (N = 24)

Source: Office of Institutional Research and Assessment, April 2004.

ACT Alumni Survey

(Graduates two years after graduation)



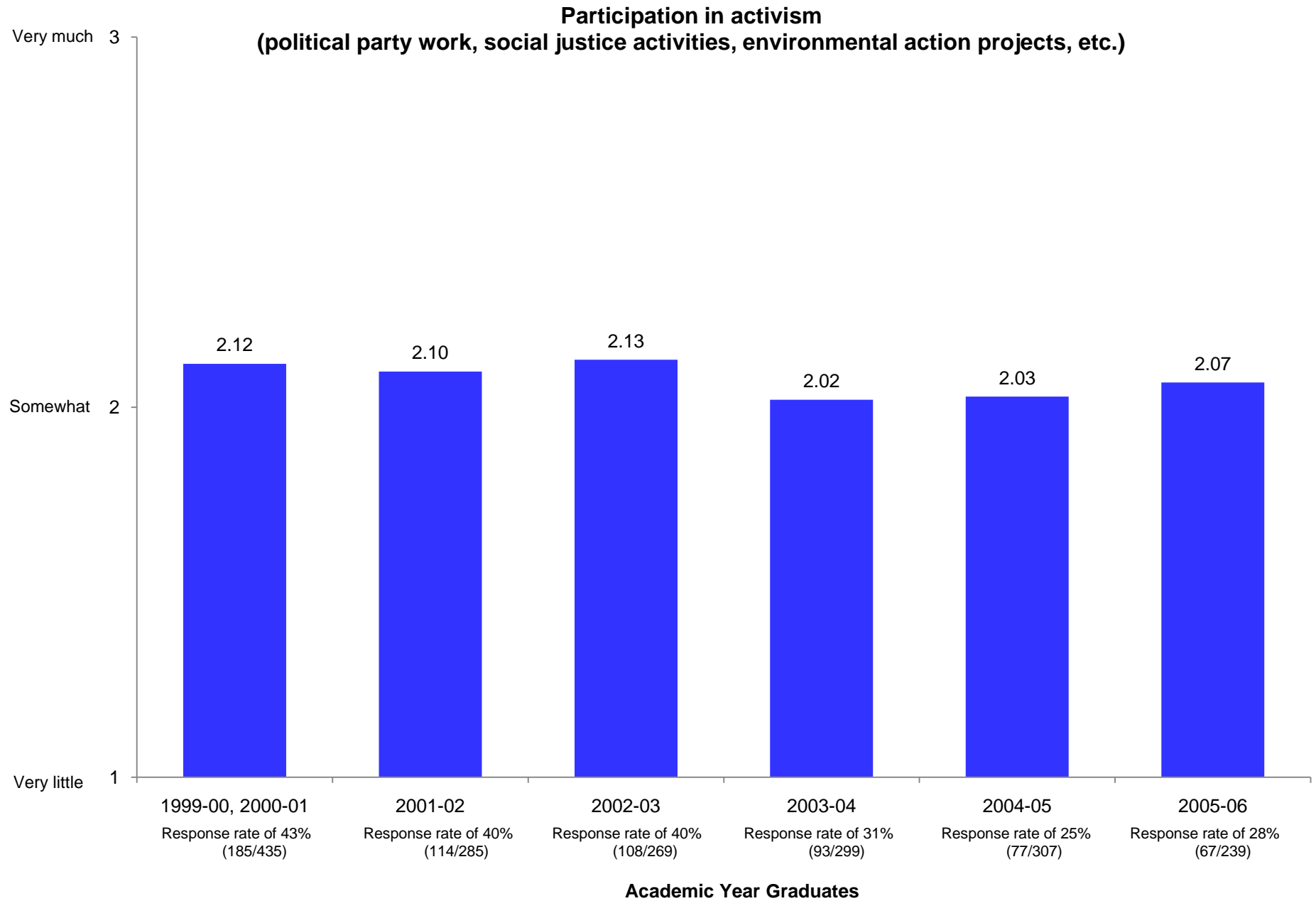
[Click to see survey instruments](#)

Response Rates:

1999-00/2000-01	43% (185/435)	2001-02	40% (115/285)
2002-03	40% (108/269)	2003-04	31% (93/299)
2004-05	25% (77/304)	2005-06	28% (67/239)

Berea-Specific Item: How much did each of the following aspects of Berea College contribute to your personal growth?

ACT Alumni Survey
Administered to graduates two years after graduation



NOTE: 1999-00 and 2000-01 graduates were surveyed at the same time and their results were combined.

ACA Appalachian Region Alumni Outcomes Survey

(1974-76, 1984-86, 1994-96 Graduates)

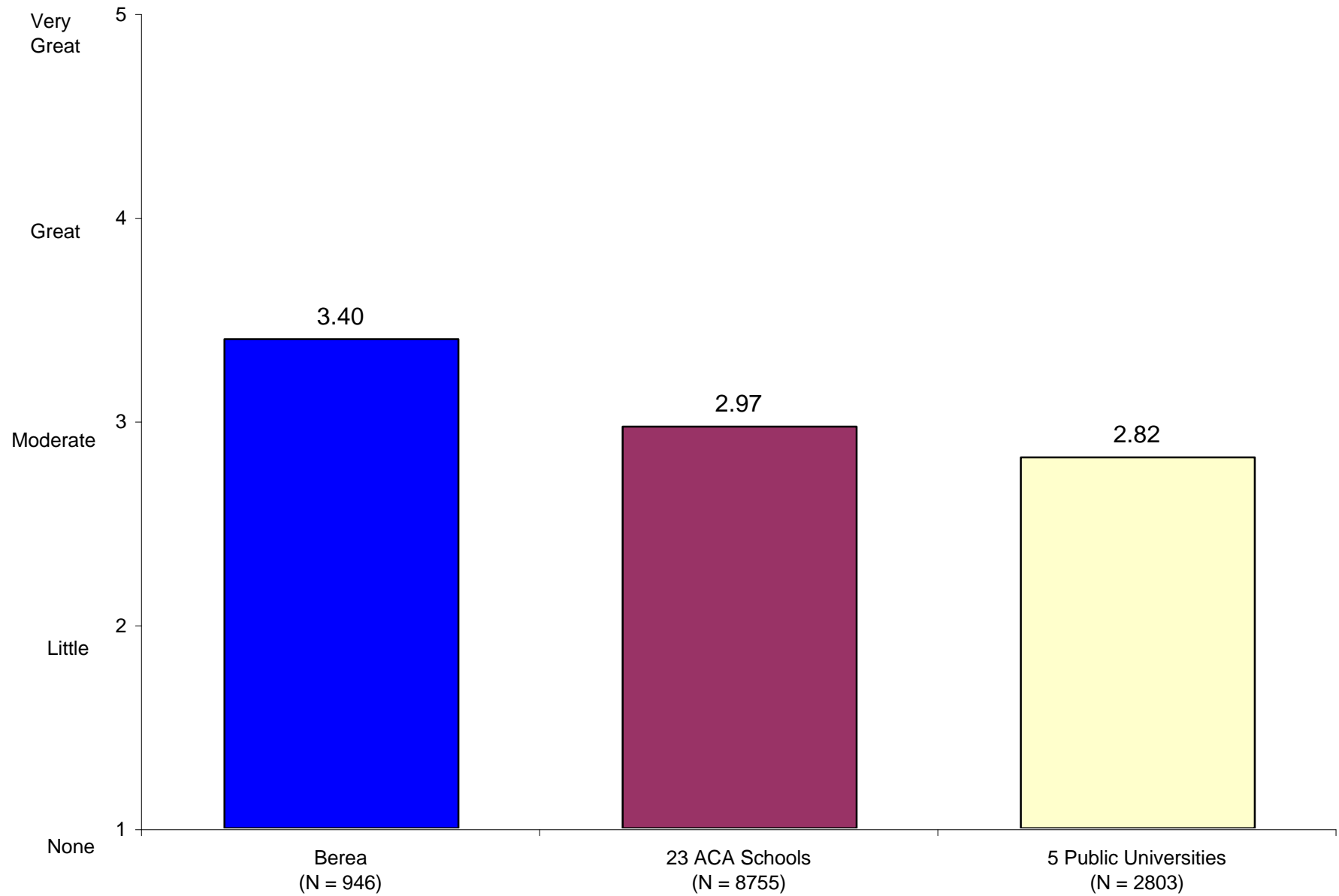


[Click to see survey instruments](#)

Response Rate: 42%

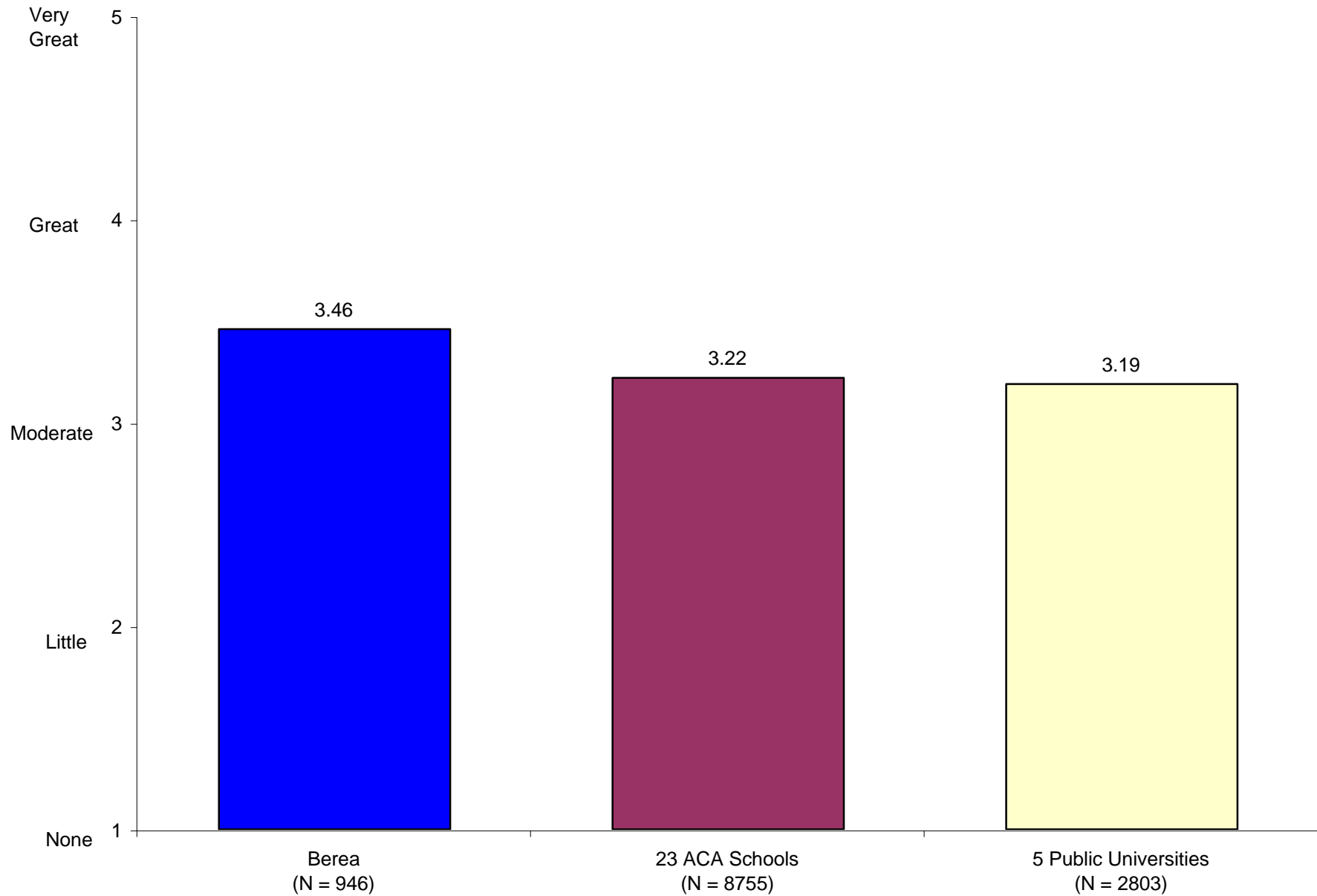
Indicate the contribution that your experiences at this college made to your growth in each area.

Awareness of environmental issues

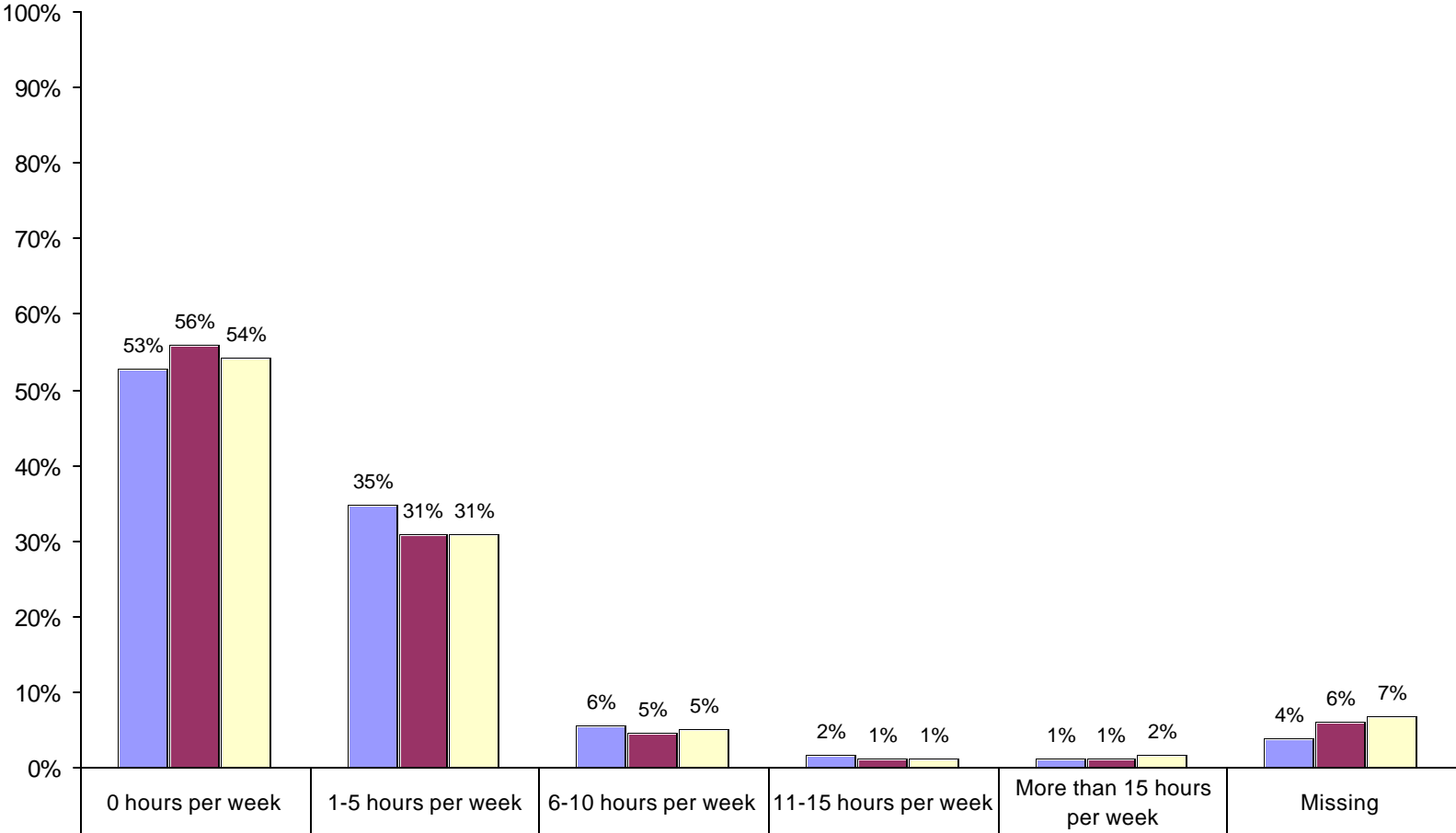


Indicate your opinion of the importance of each of the following skills and competencies in your current endeavors.

Awareness of environmental issues



Indicate your level of involvement at the current time: Environmental



■ Berea (N = 946)	52.9%	34.7%	5.6%	1.6%	1.3%	4.0%
■ 23 ACA Schools (N = 8755)	56.0%	30.8%	4.7%	1.3%	1.1%	6.1%
□ 5 Public Universities (N = 2803)	54.3%	31.0%	5.1%	1.1%	1.6%	6.8%

Berea-Specific Alumni Survey

(Graduates from the 1980s, 1990s, and
2000s with valid e-mail addresses)



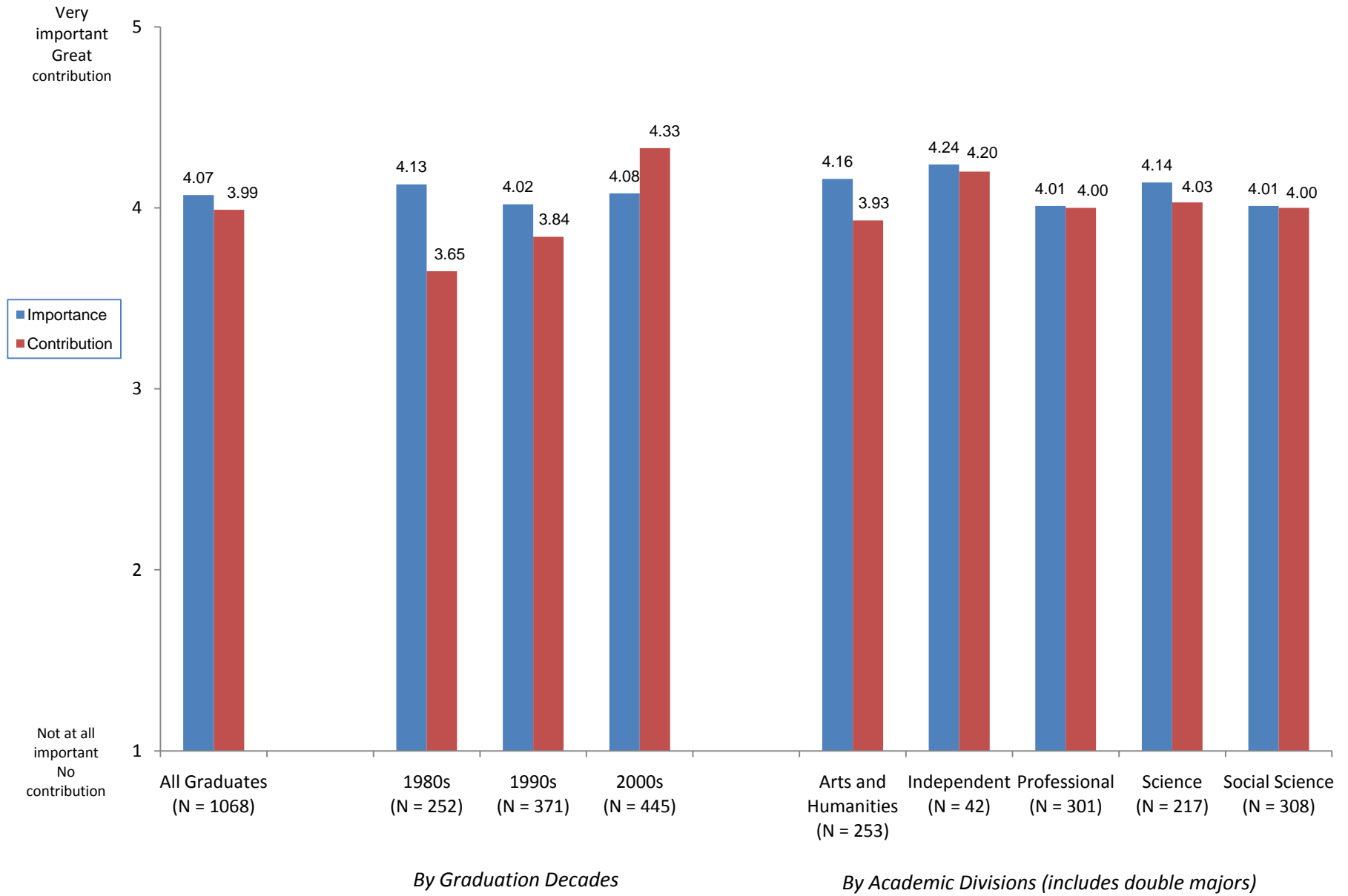
Response Rate: 25% (1068/ 4342)

[Click link to see survey instruments](#)

How important is the following to you personally?

Rate the contribution made by Berea College toward your personal growth for each of the following?

Awareness of environmental issues



ACT Alumni Outcomes Survey

(Work Colleges Consortium Project
administered online)

(Graduates from 1992-93 through 2006-07)

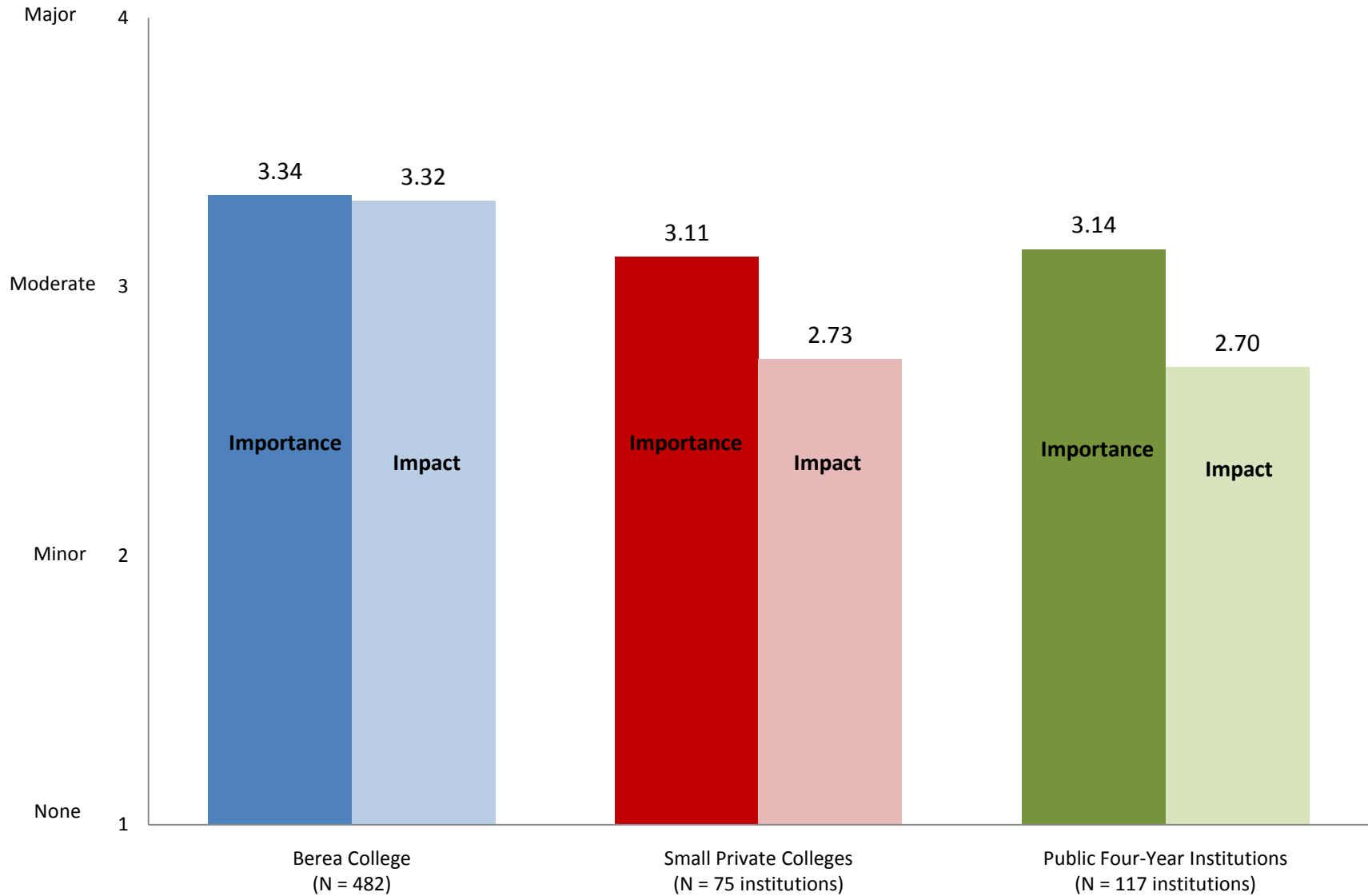


[Click to see survey instrument](#)

Response Rate: 29% (482/1648)

Importance of the skill in a individuals's efforts to be personally and professionally successful in today's world.
Impact of your experiences at this school on your attainment of each skill.

Understanding the interaction of human beings and the environment



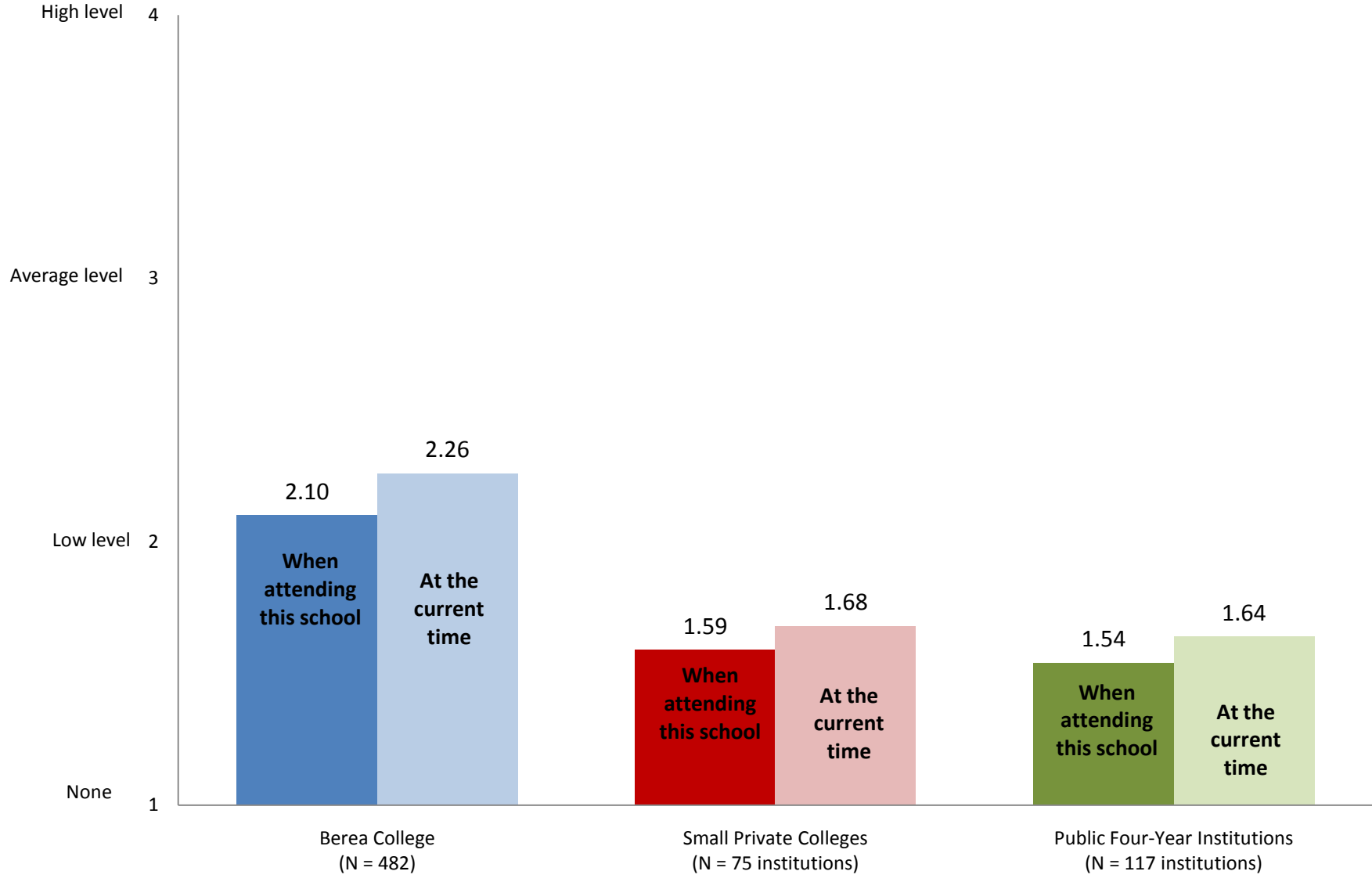
Based on ACT Alumni Outcomes Survey administered online to Work College graduates (1992-93 through 2006-2007)

Source: Office of Institutional Research and Assessment, Spring 2011

Berea Response Rate:
482/1648 or 29%

Your level of involvement in each type of activity or organization *while you were attending this school.*
Your level of involvement in each type of activity or organization *at the current time.*

Environmental



Based on ACT Alumni Outcomes Survey administered online to Work College graduates (1992-93 through 2006-2007)

Source: Office of Institutional Research and Assessment, Spring 2011

Berea Response Rate:
482/1648 or 29%