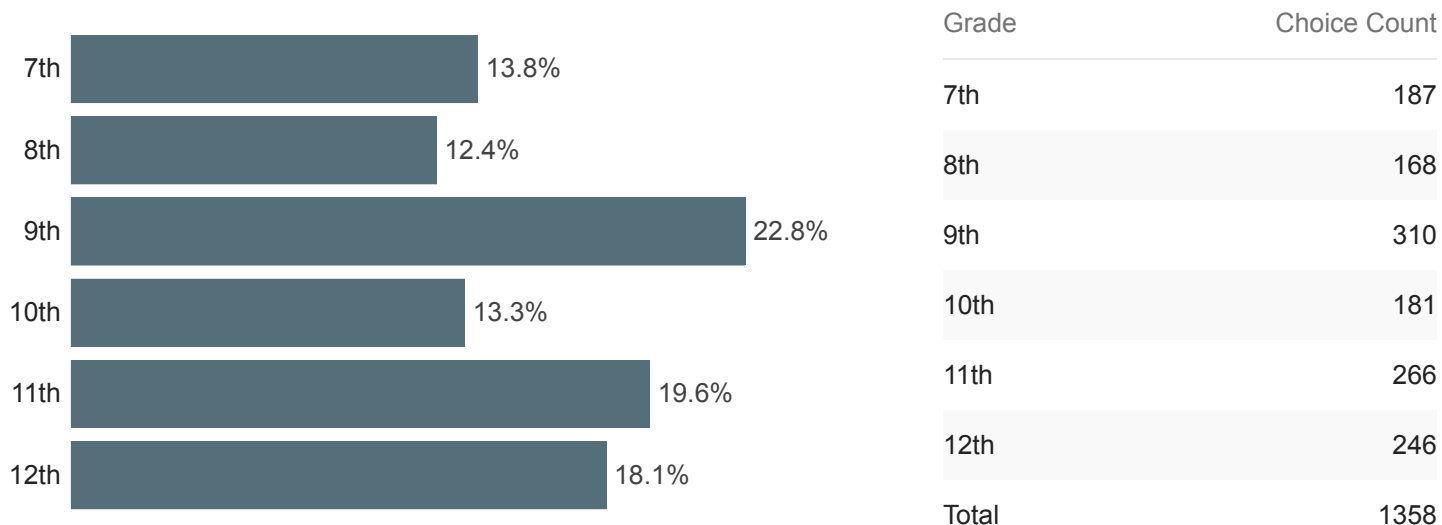


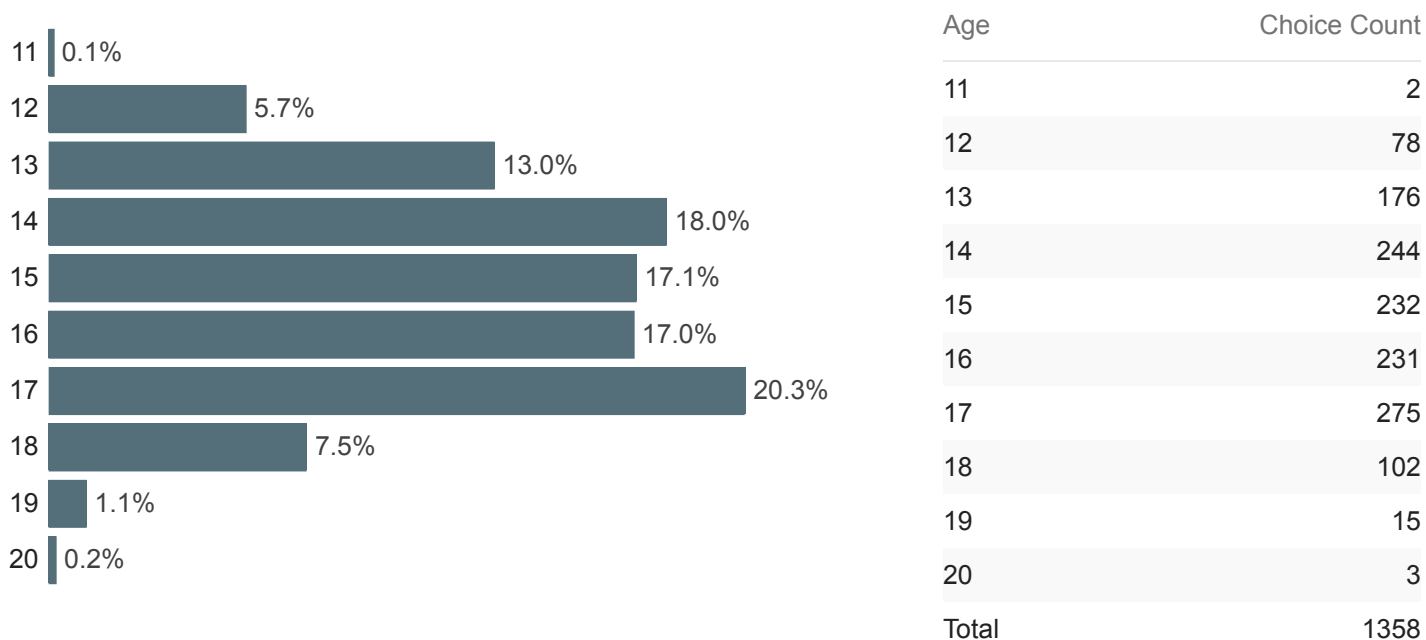
2020-2021 School Climate Survey

PN Knox 1,358 Total Respondents

What grade are you in?



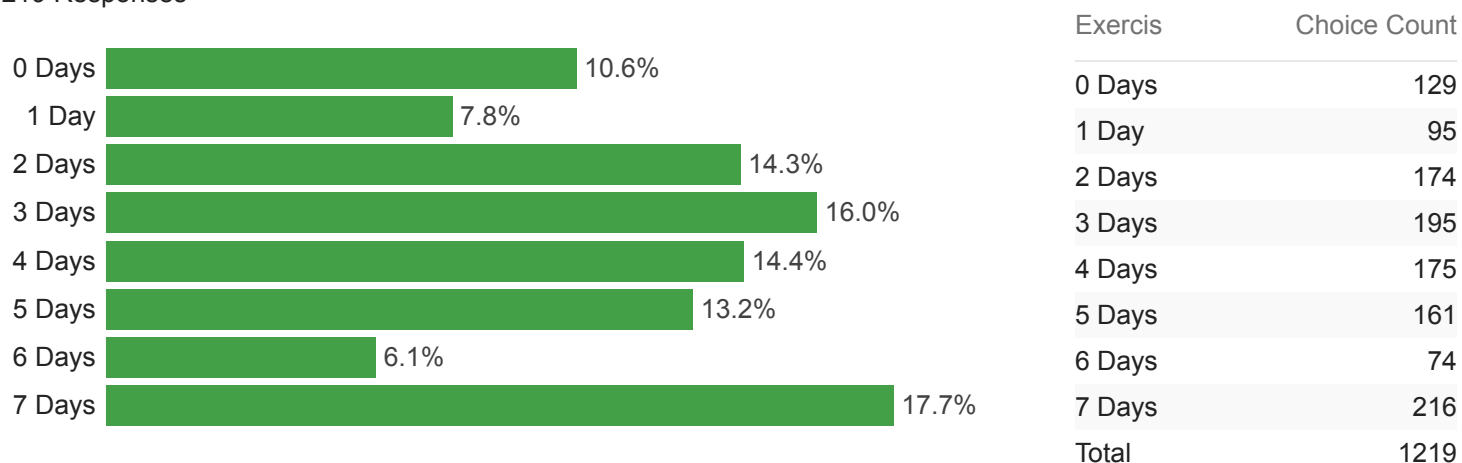
What is your age?



Wellness Questions

During the past 7 days, on how many days were you physically active for a total of at least 60 minutes per day? (Add up all the time you spent in any kind of physical activity that increased your heart rate and made you breathe hard some of the time.)

1219 Responses



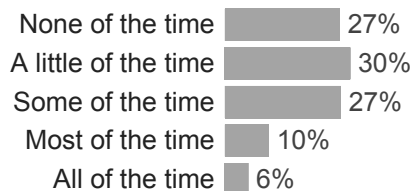
Each year we report the number and percentage of students who exercise daily.

For PN Knox, this is 216 students or 17.72% of the 1219 respondents who answered this question.

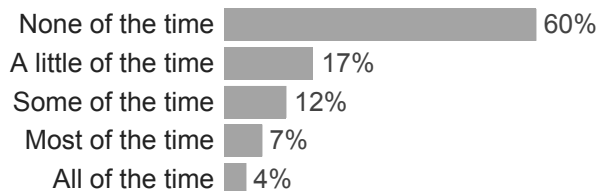
Exercise	7th		8th		9th		10th		11th		12th	
0 Days	8%	12	9%	14	11%	32	14%	23	10%	25	11%	23
1 Day	4%	7	11%	17	8%	23	6%	10	8%	19	9%	19
2 Days	8%	12	12%	20	15%	43	22%	35	17%	40	11%	24
3 Days	14%	22	19%	30	16%	45	15%	24	17%	40	16%	34
4 Days	18%	29	16%	25	13%	35	9%	15	15%	37	16%	34
5 Days	18%	29	16%	25	10%	28	6%	9	14%	33	17%	37
6 Days	8%	12	4%	7	6%	16	9%	14	5%	11	6%	14
7 Days	23%	36	14%	23	21%	58	18%	29	15%	36	16%	34
Total		159		161		280		159		241		219

During the past 30 days, about how often did you feel..

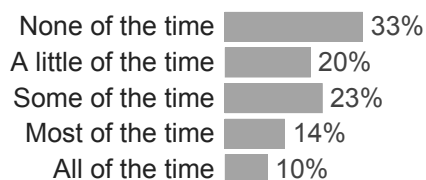
...nervous?



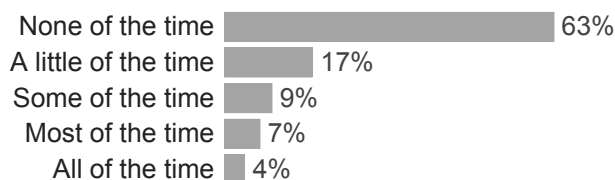
...hopeless?



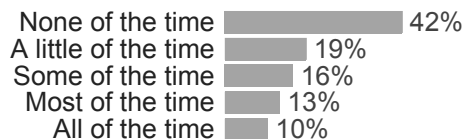
...restless or fidgety?



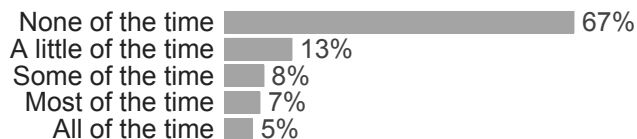
...so depressed that nothing could cheer you up?



...that everything was an effort?



...worthless?



During the past 30 days, about how often did you feel..

Emotional State	Average
...restless or fidgety?	1.5
...nervous?	1.4
...that everything was an effort?	1.3
...hopeless?	0.8
...worthless?	0.7
...so depressed that nothing could cheer you up?	0.7

Students responded to these six mental health questions, and each response was scored from 0 to 4.

"None of the time" = 0

"A little of the time" = 1

"Some of the time" = 2

"Most of the time" = 3

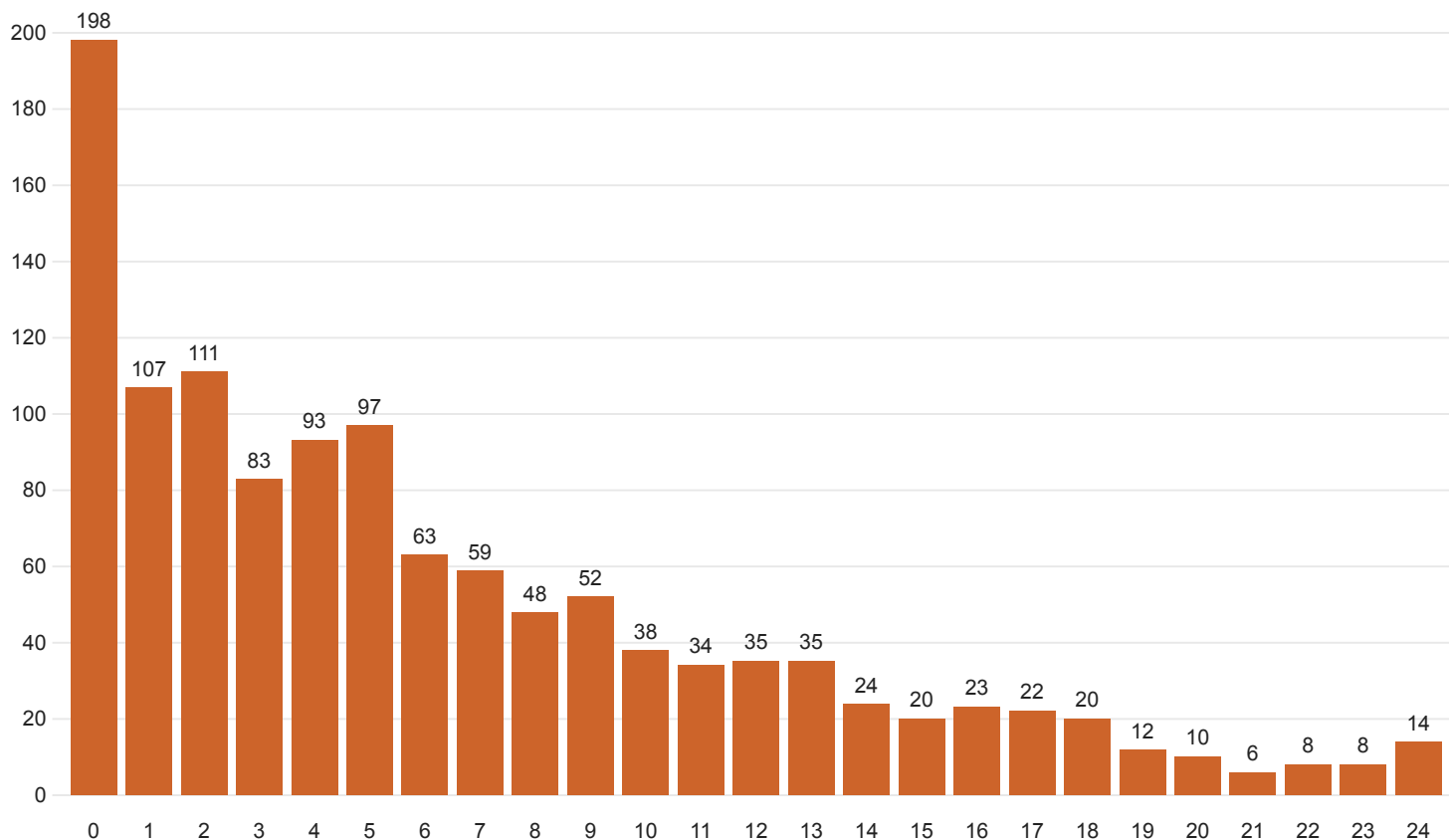
"All of the time" = 4

The table on the left shows the highest averages at this school. Higher averages imply that more students are experiencing this issue.

Number of Students by Mental Health Score

1220 Responses

● Student Count



Students responded to six mental health questions, and each response was scored from 0 to 4. Responding "None of the time" equaled 0, and then "All of the time" equaled 4. Students will score from 0-24 with higher scores reflecting greater mental health distress.

For example, a student that responded "None of the time" on all six questions would score a zero. A student that responded "All of the time" on all six questions would score twenty-four. The National Center for Health Statistics reports that a score of 13+ could imply serious mental illness.

From the 1,220 respondents to this question there were **202 students who scored higher than the thirteen, which implies that 16.6% of respondents could be experiencing serious mental illness or distress at the time of the survey.**

The Kentucky Incentives for Prevention included these mental health questions and your school-level data can be obtained by your KIP point of contact. The Regional Data report is available online at: <https://www.kipsurvey.com/>

Mental Health Score

1220 Responses

Field	7th	8th	9th	10th	11th	12th
0	16% 26	18% 29	11% 32	18% 29	12% 29	24% 53
1	9% 15	10% 17	10% 29	8% 13	8% 18	7% 15
2	8% 13	8% 13	10% 29	11% 18	9% 22	7% 16
3	8% 12	6% 9	6% 16	6% 10	7% 17	9% 19
4	11% 17	5% 8	9% 26	8% 12	7% 16	6% 14
5	7% 11	10% 16	12% 33	3% 5	8% 20	6% 12
6	3% 5	4% 6	6% 18	8% 12	4% 10	6% 12
7	9% 14	4% 7	7% 19	3% 4	4% 9	3% 6
8	4% 7	4% 6	5% 13	3% 4	5% 11	3% 7
9	8% 12	6% 10	3% 9	4% 6	3% 8	3% 7
10	1% 1	4% 7	2% 6	4% 7	5% 11	3% 6
11	3% 5	3% 5	4% 10	1% 2	3% 8	2% 4
12	2% 3	2% 4	1% 3	3% 4	5% 12	4% 9
13	3% 5	2% 4	2% 5	3% 5	4% 9	3% 7
14	2% 3	2% 3	2% 5	3% 4	2% 4	2% 5
15	1% 2	1% 2	1% 2	3% 4	3% 6	2% 4
16	1% 1	2% 3	2% 5	1% 2	2% 5	3% 7
17	1% 1	3% 5	2% 6	2% 3	2% 5	1% 2
18	2% 3	2% 4	1% 2	3% 5	1% 2	2% 4
19	0% 0	0% 0	1% 3	3% 4	2% 4	0% 1
20	0% 0	1% 2	1% 3	1% 1	1% 2	1% 2
21	1% 2	0% 0	0% 1	1% 1	0% 1	0% 1
22	1% 1	1% 1	1% 3	0% 0	1% 2	0% 1
23	1% 1	1% 1	0% 1	1% 1	1% 2	1% 2
24	0% 0	0% 0	0% 1	3% 4	3% 7	1% 2
Total	160	162	280	160	240	218

Number and percent of students who might be experiencing serious mental distress or illness.

Among 7th graders who responded: 19 students scored 13+ on the scale. 11.9% of the 160 7th grade respondents.

Among 8th graders who responded: 25 students scored 13+ on the scale. 15.4% of the 162 8th grade respondents.

Among 9th graders who responded: 37 students scored 13+ on the scale. 13.2% of the 280 9th grade respondents.

Among 10th graders who responded: 34 students scored 13+ on the scale. 21.3% of the 160 10th grade respondents.

Among 11th graders who responded: 49 students scored 13+ on the scale. 20.4% of the 240 11th grade respondents.

Among 12th graders who responded: 38 students scored 13+ on the scale. 17.4% of the 218 12th grade respondents.

Internet Accessibility

During a typical week, you have access to the Internet AT HOME in the following ways:

1168 Responses

Access Option	Yes		No		Don't Know		Total
Home computer that has slow or dialup internet access	46.3%	529	45.8%	523	7.9%	90	1142
Home computer that has fast internet access	76.0%	873	17.8%	205	6.2%	71	1149
Wi-Fi or 3G/4G mobile device	87.8%	1,006	7.1%	81	5.1%	59	1146
Digital reader or tablet (e.g., iPad or Kindle)	44.3%	496	48.8%	547	6.9%	77	1120
Music or video device (e.g., MP3 player, iPod or iPod Touch)	35.2%	396	58.2%	655	6.6%	74	1125
Handheld game (e.g., Gameboy, Nintendo DS)	36.9%	417	56.2%	636	6.9%	78	1131
Video gaming system (e.g., Xbox, PlayStation, Wii)	66.0%	750	29.7%	337	4.3%	49	1136

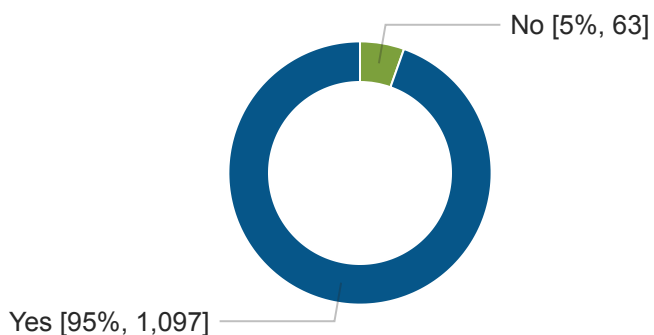
Access to Fast Internet Access at Home, by grade

1149 Responses

Field	7th		8th		9th		10th		11th		12th		Total
Yes	11%	97	14%	124	23%	203	12%	105	20%	176	19%	168	873
No	16%	33	12%	24	24%	50	14%	28	23%	47	11%	23	205
Don't Know	18%	13	15%	11	18%	13	23%	16	10%	7	15%	11	71

Is your home internet adequate for online learning?

1160 Responses



Grade	Yes		No		Total
7th	96%	141	4%	6	147
8th	93%	148	7%	11	159
9th	95%	252	5%	13	265
10th	94%	142	6%	9	151
11th	95%	221	5%	11	232
12th	94%	193	6%	13	206

If you connect to school virtually somewhere other than Home, where do you connect?

my moms work or my sisters house

grandparents house next door

also at work

wherever i'm working that day

Hayleighs house

work

different places, depends where i'm working

Google classroom

my room

Both at home and wherever i am at the time

my grannys

aunts house

normally outside if at all possible

i dont

Home/Mom's Work

nanas

at the primary most the time at home a little of the time

my parents work

either home or my moms work

sometimes at cms

School

Aunts house and home.

Mom's work (school)

my moms office

sometimes at my mom's work (CES)

at my moms work (cps)

in my room or at my Nana's

sometimes at my mamaws

My Grandma's house

my mamaws house

CPS

At work sometimes

sometimes at home. sometimes at my friends, or my moms work.

My favrite place is in my truck.

my cousins house

My moms school(cps)

Sometimes at work when I have to

Grandmothers house

Mamaws house

my dad's work place

both home and schools

at the High School

my mom's work

sometimes at school

My aunts but I dont have to

my papaws office

on the computer

Either my grandmas house or home

my neighbor

at school

Through school provided wifi box

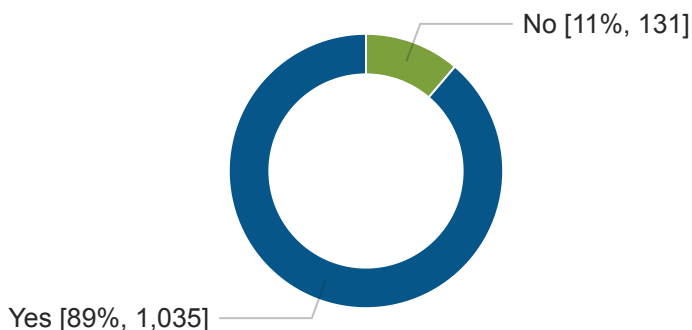
CEC

papas

Barbourville Prescription Center

Do you have cell phone service at your home?

1166 Responses



1166 Responses

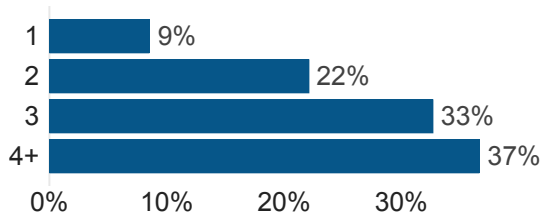
Grade	Yes	No	Total
7th	88% 131	12% 18	149
8th	93% 149	7% 12	161
9th	88% 234	12% 33	267
10th	85% 128	15% 23	151
11th	90% 209	10% 24	233
12th	90% 184	10% 21	205

If you have cell phone service,

How many bars of cell service does your phone have at your house?

1028 Responses

● Percentage



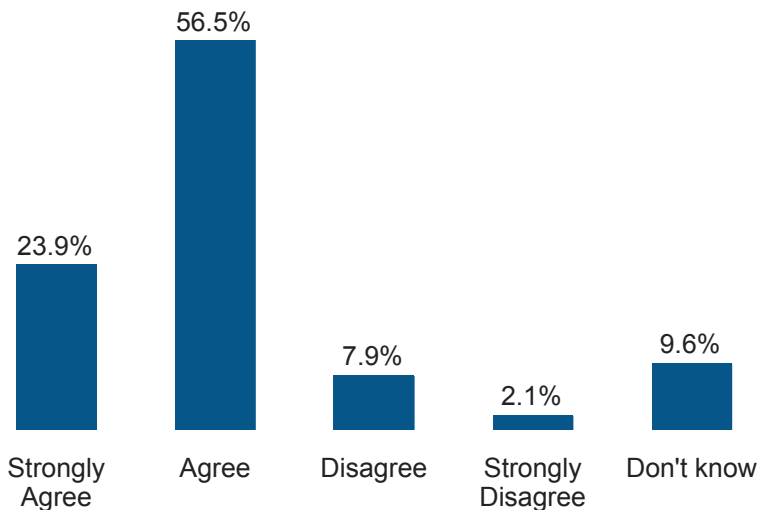
1028 Responses

Grade	1	2	3	4+	Total
7th	4% 5	18% 24	37% 48	41% 53	130
8th	7% 10	14% 21	34% 50	45% 66	147
9th	10% 23	23% 53	32% 75	35% 81	232
10th	12% 15	17% 21	30% 38	42% 53	127
11th	7% 15	29% 60	34% 71	30% 63	209
12th	11% 20	26% 48	30% 54	33% 61	183

Safety

To what extent do you agree or disagree that your school is a safe place for students?

1146 Responses



Safety	Choice Count
Strongly Agree	23.9% 274
Agree	56.5% 647
Disagree	7.9% 91
Strongly Disagree	2.1% 24
Don't know	9.6% 110
Total	1146

We report the number and percent of students who agree or strongly agree that their school is a safe place for students.

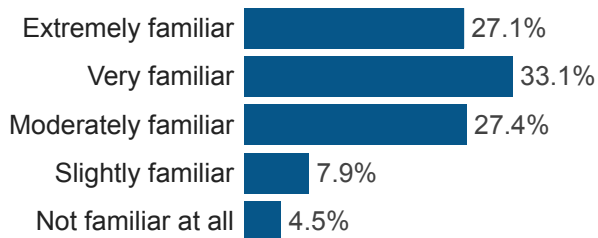
At PN Knox, 921 students believe their school is a safe place for students or 80.4% of respondents to this question.

Grade	Strongly Agree		Agree		Disagree		Strongly Disagree		Don't know		Total
7th	33%	48	50%	72	6%	9	3%	4	8%	12	145
8th	33%	52	53%	85	4%	7	3%	4	8%	12	160
9th	22%	57	56%	145	6%	16	1%	2	15%	39	259
10th	14%	21	63%	95	11%	17	3%	5	9%	13	151
11th	18%	42	62%	143	10%	23	3%	7	7%	16	231
12th	27%	54	54%	107	10%	19	1%	2	9%	18	200

Due to the pandemic, our team also opted to ask several questions about safety as related to Covid-19

Are you familiar with the Covid-19 protocols at your school?

1146 Responses



1146 Responses

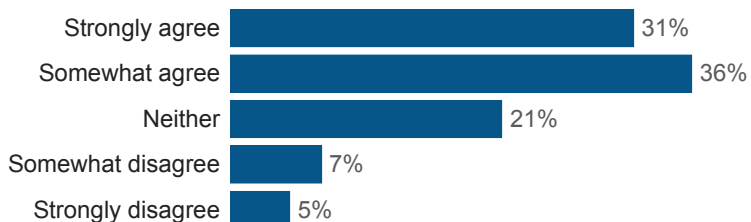
Familiarity	Choice Count
Extremely familiar	27% 310
Very familiar	33% 379
Moderately familiar	27% 314
Slightly familiar	8% 91
Not familiar at all	5% 52
Total	1146

1146 Responses

Grade	Extremely familiar	Very familiar	Moderately familiar	Slightly familiar	Not familiar at all	Total
7th	36% 52	27% 39	28% 41	4% 6	5% 7	145
8th	33% 53	36% 58	20% 32	8% 13	3% 5	161
9th	22% 58	33% 85	34% 88	8% 20	3% 7	258
10th	21% 32	32% 48	31% 47	11% 16	5% 8	151
11th	25% 58	34% 79	27% 63	9% 20	5% 11	231
12th	28% 57	35% 70	22% 43	8% 16	7% 14	200

Do you agree with the Covid-19 protocols at your school?

1146 Responses



1146 Responses

Agreement	Choice Count
Strongly agree	31% 359
Somewhat agree	36% 411
Neither agree nor disagree	21% 242
Somewhat disagree	7% 81
Strongly disagree	5% 53
Total	1146

1146 Responses

Grade	Strongly agree	Somewhat agree	Neither	Somewhat disagree	Strongly disagree	Total
7th	37% 53	30% 44	23% 34	7% 10	3% 4	145
8th	35% 57	39% 62	12% 20	9% 14	5% 8	161
9th	32% 82	37% 96	21% 54	8% 21	2% 6	259
10th	29% 44	38% 57	20% 30	7% 11	6% 9	151
11th	26% 59	36% 83	26% 59	6% 15	6% 15	231

12th

32% 64

35% 69 23% 45

5% 10

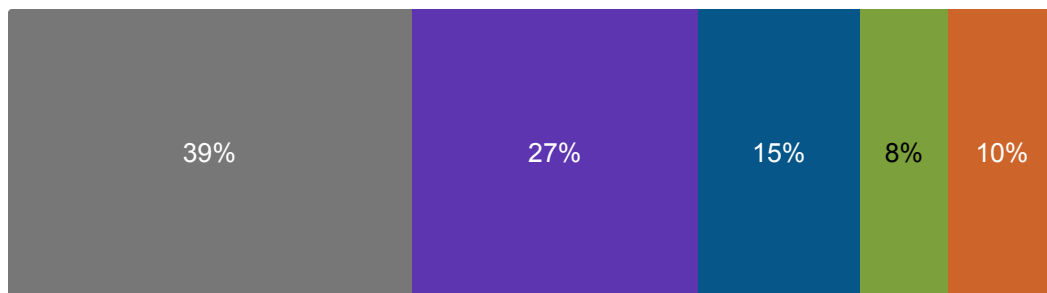
6% 11

199

How comfortable are you with the safety protocols for in-person learning at your school as related to...


... Masks

- Extremely comfortable [39%, 440]
- Somewhat Comfortable [27%, 311]
- Neither [15%, 176]
- Somewhat Uncomfortable [8%, 96]
- Extremely uncomfortable [10%, 117]



... Social Distancing

- Extremely comfortable [37%, 420]
- Somewhat comfortable [30%, 343]
- Neither [19%, 215]
- Somewhat uncomfortable [6%, 73]
- Extremely uncomfortable [7%, 80]



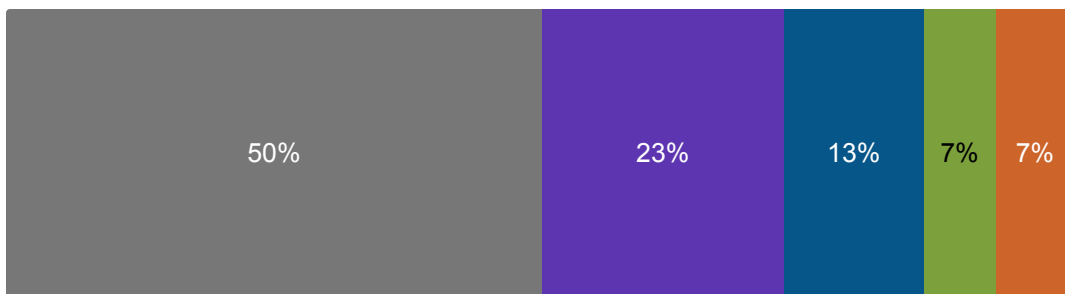
... Cleanliness

- Extremely comfortable [61%, 688]
- Somewhat comfortable [23%, 257]
- Neither [12%, 142]
- Somewhat uncomfortable [2%, 26]
- Extremely uncomfortable [2%, 24]



... Virtual learning options

- Extremely comfortable [50%, 571]
- Somewhat comfortable [23%, 260]
- Neither [13%, 148]
- Somewhat uncomfortable [7%, 78]
- Extremely uncomfortable [7%, 83]



How comfortable are you with the safety protocols for in-person learning at your school as related to...

...Masks? - By Grade

Mask Comfort	7th		8th		9th		10th		11th		12th	
Extremely comfortable	39.4%	56	41.0%	66	36.4%	94	33.3%	50	39.6%	91	41.7%	83
Somewhat comfortable	26.1%	37	26.1%	42	28.7%	74	34.0%	51	27.0%	62	22.6%	45
Neither	14.8%	21	13.7%	22	14.0%	36	16.7%	25	16.1%	37	17.6%	35
Somewhat uncomfortable	9.2%	13	8.1%	13	9.7%	25	5.3%	8	7.8%	18	9.5%	19
Extremely uncomfortable	10.6%	15	11.2%	18	11.2%	29	10.7%	16	9.6%	22	8.5%	17
Total		142		161		258		150		230		199

...Social Distancing? - By Grade

Distance Comfort	7th		8th		9th		10th		11th		12th	
Extremely comfortable	34%	48	38%	60	37%	94	34%	50	38%	87	41%	81
Somewhat comfortable	33%	46	33%	53	33%	84	31%	46	27%	61	27%	53
Neither	21%	30	16%	26	21%	54	19%	28	18%	41	18%	36
Somewhat uncomfortable	7%	10	6%	10	4%	11	7%	11	7%	17	7%	14
Extremely uncomfortable	5%	7	7%	11	5%	13	8%	12	10%	22	8%	15
Total		141		160		256		147		228		199

...Cleanliness? - By Grade

Cleanliness Comfort	7th		8th		9th		10th		11th		12th	
Extremely comfortable	71%	101	68%	108	59%	153	59%	89	55%	126	56%	111
Somewhat comfortable	14%	20	21%	33	25%	64	24%	36	25%	57	24%	47
Neither	13%	18	8%	13	13%	34	13%	20	14%	32	13%	25
Somewhat uncomfortable	1%	2	2%	3	1%	2	2%	3	4%	8	4%	8
Extremely uncomfortable	1%	1	2%	3	2%	5	1%	2	2%	5	4%	8
Total		142		160		258		150		228		199

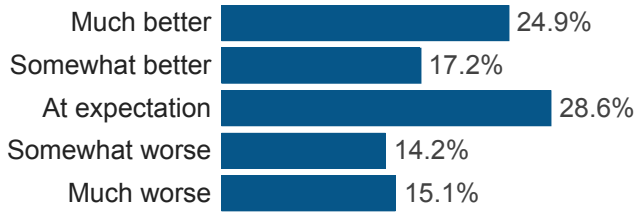
...Virtual learning options? - By Grade

Virtual Learning Comfort	7th		8th		9th		10th		11th		12th	
Extremely comfortable	49%	70	57%	92	48%	125	49%	74	46%	104	53%	106
Somewhat comfortable	24%	35	21%	34	24%	62	20%	30	25%	56	22%	43
Neither	13%	19	10%	16	15%	38	13%	20	14%	33	11%	22
Somewhat uncomfortable	7%	10	5%	8	7%	19	5%	7	7%	16	9%	18
Extremely uncomfortable	7%	10	7%	11	5%	14	13%	19	8%	19	5%	10
Total		144		161		258		150		228		199

Virtual Learning Experience

What has been your experience with virtual learning?

1138 Responses



Experience with Virtual Learning

Choice Count

It has been much better than I expected.	25%	283
It has been somewhat better than I expected.	17%	196
It's about what I expected.	29%	325
It has been somewhat worse than I expected.	14%	162
It has been much worse than I expected	15%	172
Total		1138

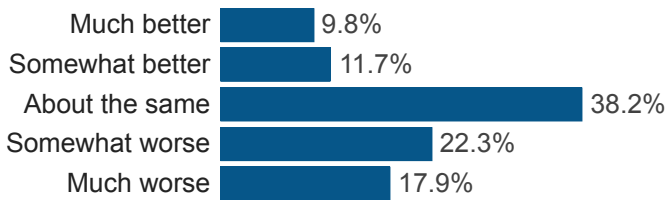
Experience with Virtual Learning

7th 8th 9th 10th 11th 12th

It has been much better than I expected.	27%	39	24%	38	31%	79	19%	28	19%	42	29%	57
It has been somewhat better than I expected.	21%	30	18%	29	19%	49	13%	20	17%	39	15%	29
It's about what I expected.	24%	35	34%	55	22%	57	31%	46	30%	69	32%	63
It has been somewhat worse than I expected.	19%	27	8%	13	16%	40	17%	25	16%	37	10%	20
It has been much worse than I expected	10%	14	16%	25	13%	33	21%	31	18%	40	15%	29
Total		145		160		258		150		227		198

How are your grades in the virtual environment compared to your grades in prior years?

1138 Responses



Grades Comparison

Choice Count

Much better	10%	112
Somewhat better	12%	133
About the same	38%	435
Somewhat worse	22%	254
Much worse	18%	204
Total		1138

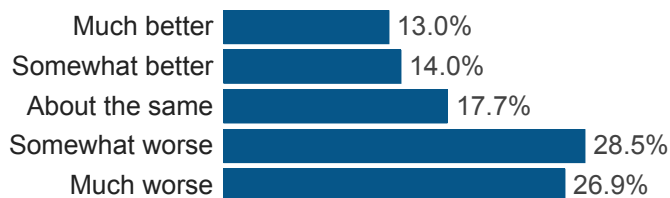
Grade Comparison

7th 8th 9th 10th 11th 12th

Much better	11%	16	10%	16	11%	28	8%	12	8%	18	11%	22
Somewhat better	14%	20	12%	19	11%	29	11%	16	10%	22	14%	27
About the same	33%	48	42%	67	43%	112	31%	46	33%	74	44%	88
Somewhat worse	26%	37	16%	26	19%	49	29%	43	27%	62	19%	37
Much worse	17%	24	20%	32	16%	40	22%	33	22%	51	12%	24
Total		145		160		258		150		227		198

How does virtual learning compare to in-person learning?

1138 Responses



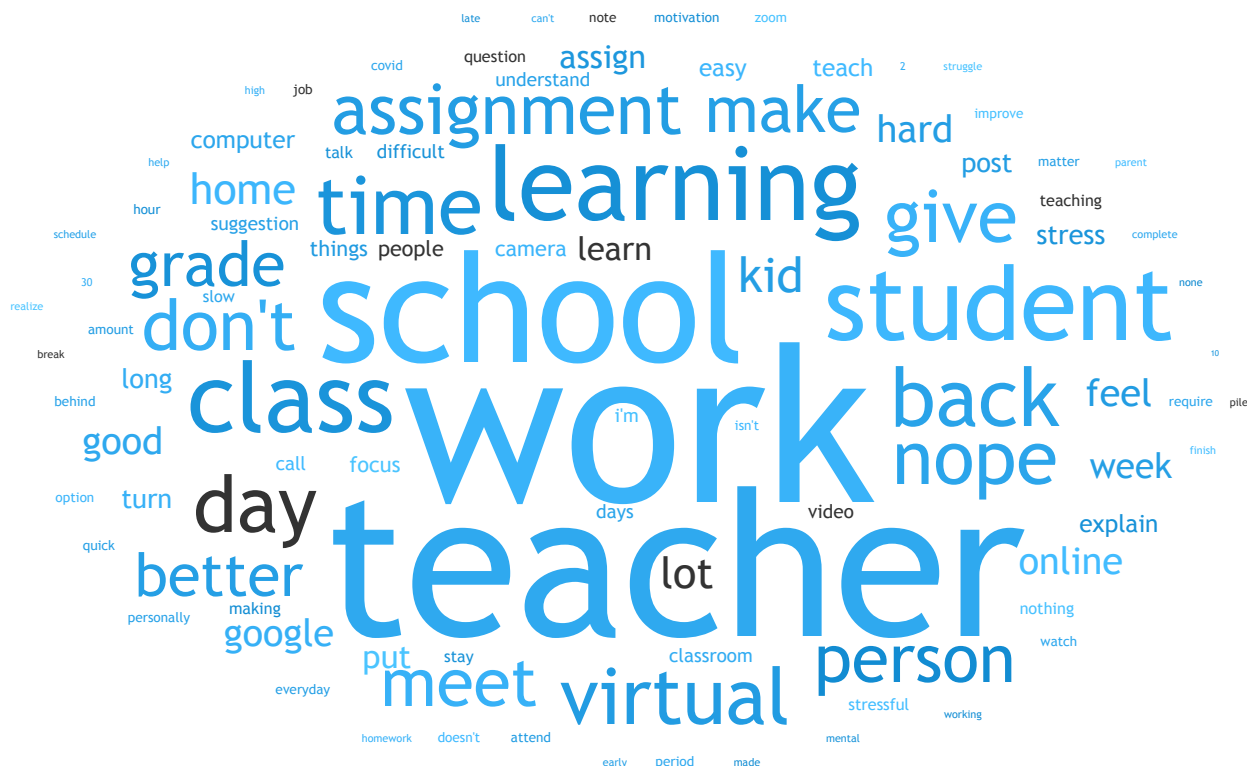
Virtual vs. In-Person

Choice Count

Response	Percentage	Count
Much better	13%	148
Somewhat better	14%	159
About the same	18%	201
Somewhat worse	28%	324
Much worse	27%	306
Total		1138

Virtual vs. In-Person	7th		8th		9th		10th		11th		12th	
Much better	12%	17	11%	18	17%	45	11%	17	11%	26	13%	25
Somewhat better	16%	23	13%	21	14%	36	15%	22	11%	24	17%	33
About the same	22%	32	23%	36	19%	49	10%	15	16%	37	16%	32
Somewhat worse	23%	34	28%	45	27%	69	34%	51	29%	66	30%	59
Much worse	27%	39	25%	40	23%	59	30%	45	33%	74	25%	49
Total		145		160		258		150		227		198

Do you have any suggestions on improving virtual learning?



Do you have any suggestions on improving virtual learning?

Do you have any suggestions on improving virtual learning?

just more videos explaining stuff better

let us come back to school

Send us back to school. Screw Covid.

Explain it more

less work

There isn't much you can do. Everyone learns differently, I learn better by watching someone do it or listening and following along

Its the students who lack on their work but also where we started late anyway every teacher has been giving us a lot of assignmnets with a strict date set for each one, and if you turn it in late then like half your grade drops. People have lives, as much assignments as we get I dont see how anyone who has a job can keep one or keep their grades up.

I haven't learned hardly anything

less assignments

Just stop it in general and go to in person learning with COVID precautions

yeah teacher message back

yes, thier could be some kind of button so we can talk to our friends on camra, it would help for other students who dont have social media to keep them enetrtrandend, and so we can keep up w/ our friends instead of drifting apart from them

Yes post all work Monday and have it due either Friday!!!!!!!

Interactive material

yes starting school back please

Get the teachers to stop saying my stuff is blank even though I know for sure they aren't

Giving less work.

dont do it at all we should be at schools doing it on paper its much easier i can learn that way yes we use technology a lot in are time but doing the school work is to complicated plus the amount of stress i have 100 times more stress then what i would have in the past its just simply to much.

If we weren't assigned work that feels useless.

Less work more zoom only classes

Have a group get to go in school one day a week so that we can further understand our work and also if we have any wuestions about our work we will feel more comfortable asking.

dont post so much work, it stresses kids out.

the teachers dont answer their emails fast enough to get the work turned in on time

yes, the teachers need to start putting in all grades when supposed to, don't blame things on students when its their fault, and start teaching the lessons before giving us quizzes

Post better videos to help us understand what we're supposed to be learning.

Instead of just to talk to teacher google meets let kids get on google meet for an hour or so so they can catch up with each other and have recess or just talk and have some one to talk to during covid since we can't get together in person

Acually have teachers post their assignments really early because some will wait until I get off to post them

teachers to give me all the work for the week on mondays.

paper copies of all work

let us go back please :(

Send us more updates our school grades etc on senior more opportunities for seniors

Do you have any suggestions on improving virtual learning?

have zoom calls?

I don't like virtual learning because I have to have a teacher to help me. It also is hard because its hard to focus when your working at home.

It would be nicer if some of the teachers would actually teach us a lesson instead of just giving us an assignment and us having to teach ourselves.

For the teachers to explain the lesson more.

Try getting us back to school

easier way to contact teachers

instead of posting assignments every day post 3 or 4 a week and post more videos explaining how to do it

Learn In Person!!!!

Stop making us learn at home

less work

Just get me back into the classroom

yes, a lot of teachers needs to explain the material a lot more, where a child is in special education can understand the material much better. And also, teachers needs to respond back quicker than what they usually are doing.

let us go back to school

more comprehensive explanations in less volume

we did less work in school and online we do more work in one week than we did in a month of school so less work would be good

Easier work.

yes, the teachers should be required to make videos explaining how to do the assignment for everyday for the students are visual learnings

More examples

don't throw so much work at us, have better attitudes towards the student and parent when they come in to ask for help. Grade work in a timely manner. Reach out to parents at least once a week to let them know how their child is performing.

Let us go back to school!!!!

Keep it

Giving kids less work and more time to turn assignments in.

i dont want to do it it makes me want to kms

More specific instructions.

I cannot do well learning at home...

Assign less work and longer due dates

Class calls for all classes together and atleast one day of in person

learning at home is much better less agervation

less work

Don't do it. If we cannot be in person, set everyone back a grade, and call off school.

I think that if every teacher got on google meet every single day to go over the assignments that they have posted that day it would be a little better.

To Stop Doing It.

Grade system

Do you have any suggestions on improving virtual learning?

Giving more time and having the teachers remember we have 6 other classes. It's been rough and I'm usually a A plus student.

help us more and give us cues to help us

A stronger connection with the teachers

record the meets for anyone who late.

for more of the teachers make class more interesting and fun so we don't fall asleep

Don't require a google meet

more fun activities bc online school is stressful!

The teachers need a briefing on how to use certain features of the software and how to use it. They also need to try to understand that we as students are trying but, I personally, have gotten very discouraged and have difficulty learning this way. It's harder to do the work and stay motivated while doing virtual learning.

some teachers need to actually teach instead of just giving work.

Don't do it anymore. teachers don't really have the ability to really teach.

Stop virtual learning

get more motivation

go in school

For teachers to realize that sometimes I feel unmotivated and to tired and sad to do schoolwork. That it mentally exhausts me to a high degree. That kids are struggling.

the grades need to be lighter and less work

i don't think anything can make it better

more teaching

to be able to go back in the school

An unlikely, but possible change, Maybe lessen how many meets/calls we are required to attend, after all, it is stressful to need to quickly switch tab, from tab, from tab, etc, etc.

The teachers really try their hardest but it just isn't the same as in person super hard to do math online, and my internet connection goes out sometime. It also feels like they give us so many assignments to do at one time, like more than we had in regular school.

Just make it feel more like in person school and get students more motivated, I guess.

There's a lot of work that causes stress, but I think virtual learning is about as good as it can get at the moment

for more students to ask more questions

we should just stop it honestly

go back to school and stop ot

know i don't really

If we got a little more time for work just in case we have slow internet or our internet goes out.

let kids go inschool call parents to let kids come in school a couple hours a day

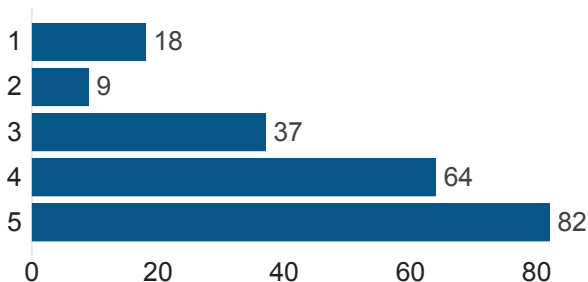
While we are stuck at home doing virtual school my school is out having sports spreading covid

give less assignments

let us keep it as a permanent option

Future Planning for 7th - 8th

Rate your interest in taking college courses while in high school.



College Course Interest	7th		8th	
1	9%	9	8%	9
2	4%	4	5%	5
3	19%	19	17%	18
4	36%	36	26%	28
5	33%	33	45%	49
Total		101		109

What are some topics about high school you want more information on?

health

art

r

lockers,the art room/class,lgbtq safe?, asl learning (im learning myself)

medical

what kind of classes did we need credits for

Advice, on how to work as a functioning adult, how to get a certain college, and how to choose my career

Like the classes and the teachers.

Biomedical field

how hard it is

If I would want to work my senior year in high school.

arts.

nursing and photography

All of it.

IRS, how bank accounts work, etc

math

cooking and investagating

biology, chemistry

Music classes.

Do we have to do costume and fashion design because I don't want to?!

LIFE SKILLS!

How the schedule works

all

Tech

cooking,theatre,piano,choir

writing

Math

i dont know what classes they offer. but i like science, something that is fun and you are active in the classroom.

phycology, art, writing, doctrine

medical field

art and photography

Medical field

Business,Investments,Trade

Pathways

The exploratory classes.

biology

I want to learn more information about the AP classes and what will be available to me later on in high school; also learning more info about duel credits for high school and college both. Learning if that is something I may be very interested in.

the dual credit classes and AP classes.

Court and law, physics, science

classes

Learning different languages.

coding and technology

Cooking

Anything to do with becoming an N.C.I.S agent

sports

Involving high school, there isn't much I need too, too much information on, perhaps which courses require which amount of credits.

n/a

How it differs from middle school and below, what optional classes i could take, and just some general information.

taking college classes in high school

architecture

Nursing classes

Probably about what classes we get to choose from.

Cooking, muic, and art

nurseing

classes and dress code

culinary

history

keyboarding

Art, Computer Programming

the layout of the high school

Science classes

medical classes

investigation

history,law,art

science and social study's

What cores can I take to get more credits.

class options.

i want to learn or get into photography beacuse it always intersted me in the photos the got

The nursing pathway

im really open to anything

how to film. editing videos

phycology, art

cooking

Are there any kind of technical courses?

votech

Academics.

I can't think of any

bio-med

Something to relate to health and hospital stuff because I want to be surgeon.

Dentistry

nursing program

What kind of classes we can take.

photography

Medical information

Math

Architecture, Interior design, and engineering.

Math, Science, Technology, and Medical classes.

Buisness, medical,

engineering

How many AP classes are available? Can you take all of the AP classes, or only a selected amount?

career paths

Health, Science, Emt, Atc, Foreign Languages, Math.

Math

Job classes

The variety of classes, and the courses you can take.

Science, Math, and Bio-Med

social studies

i cant really think of any

Mechanics,Welding

why do we have to learn so much information that we dont even use unless it happens to be a part of our future job which is a low chance

history

photgerthy

Topics I want more about high school is how much learning opportunities are there and how different will it be compared to middle school

carrers

Computer systems, CGI, writing, drama

This question was to assess student knowledge of High School requirements.

Which classes are required to graduate in the state of Kentucky?

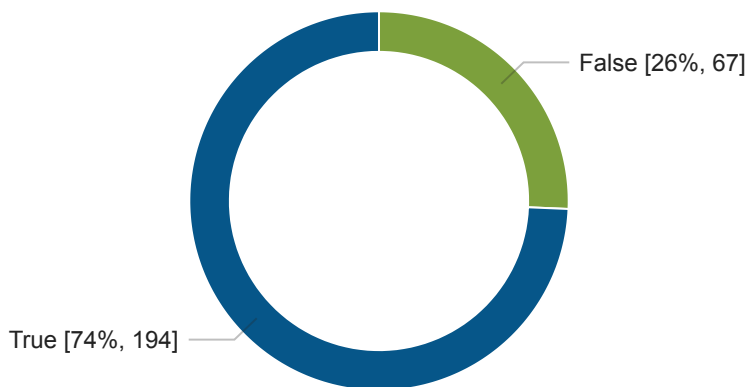
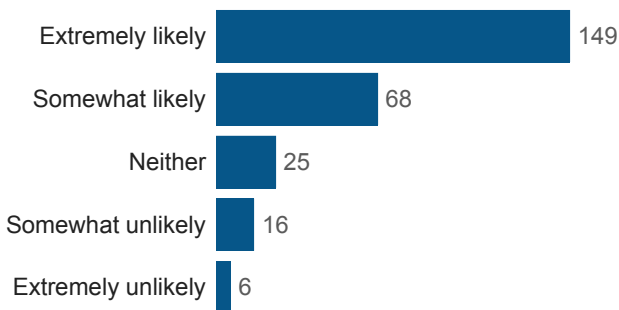
Data represents the count of student responses by category

Field	1 Credit	2 Credits	3 Credits	4+Credits	Not Required
Math	18	31	57	107	7
English	14	41	37	114	6
Science	17	48	70	76	5
Foreign Language	39	68	26	22	41
Social Studies	21	44	75	61	7
Health	62	54	27	29	32
PE	69	41	24	26	44
Art & Humanities	62	47	19	24	50
ATC Classes	29	48	25	32	64
Technology/Computer	52	43	28	24	53
Electives	30	44	26	44	51
ACT/SAT Prep Class	33	27	33	50	56

How likely are you to attend college?

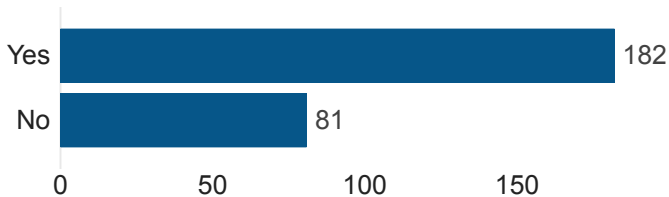
My family can afford to send me to college.

264 Responses



Have your parents/guardians talked to you about college (enrollment, paying for college, possible majors, college location)?


263 Responses



Field		7th	8th
Yes	63%	76	74%
No	37%	44	26%
Total		120	143

True or False; Every Kentucky student that attends a college in Kentucky is eligible for free money based upon high school grades and ACT SCORE.

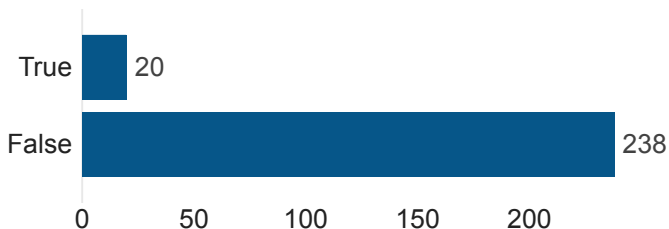
251 Responses



Field		7th	8th
True	72.8%	83	82.5%
False	27.2%	31	17.5%
Total		114	137

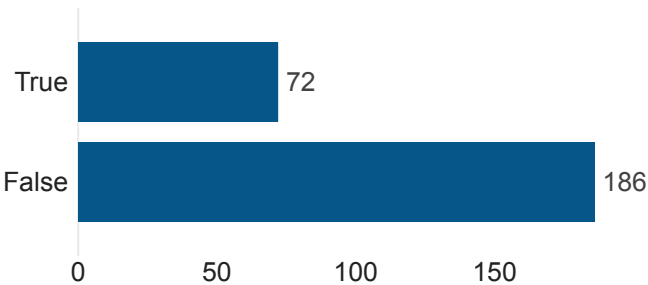
True or False; The only grades that colleges look at are from your senior year.

258 Responses



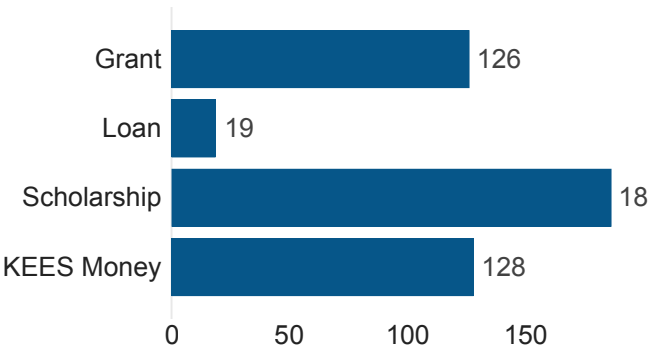
Field		7th	8th
True	10.3%	12	5.6%
False	89.7%	104	94.4%
Total		116	142

True or False: Playing a sport is the only extra-curricular activity that will earn college scholarships.



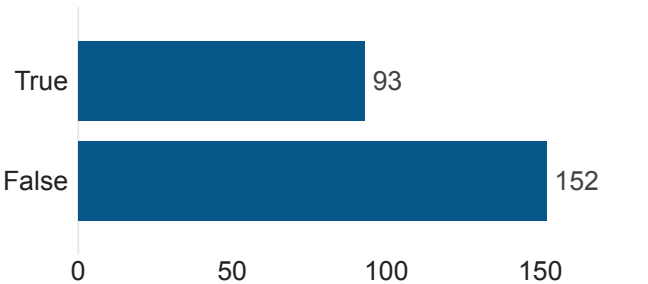
Field		7th		8th
True	31.9%	37	24.6%	35
False	68.1%	79	75.4%	107
Total		116		142

Which options below DO NOT have to be paid back? (Select all that apply)



Field		7th		8th
Grant		53		73
Loan		12		7
Scholarship		79		107
KEES Money		41		87
Total		185		274

True or False; If you want a 4-year degree, you HAVE to start your college career at a 4-year college.



Field		7th		8th
True	41%	46	35%	47
False	59%	66	65%	86
Total		112		133

The path to a successful career is different for everyone.

Which statement is your preferred path?

Field	7th		8th	
I will get a certification for a skilled trade (plumbing, lineman, electrician, and beautician)	8.1%	9	17.4%	23
I will attend a 2 year college (community college or technical school)	13.5%	15	7.6%	10
I will attend a 4-year college/university	66.7%	74	65.9%	87
I will enlist in the military for a few years (and then attend college)	6.3%	7	0.8%	1
I will enlist in the military as a career	0.9%	1	2.3%	3
I will not complete any training past high school	4.5%	5	6.1%	8
Total		111		132

Rate each job based upon your interest. One star/Low Interest- Five stars/High Interest

Higher averages reflect a higher interest in that job field.

256 Responses

Field	Mean	Responses
Other (Please fill in the blank)	3.4	105
Doctor	2.9	247
Other Medical Field (Nurse/Aid/X-Ray Tech)	2.8	246
YouTube Star/Entertainer	2.6	248
Lawyer	2.6	244
Professional Athlete	2.5	242
Art related Career (Artist/Fashion Design, etc.)	2.2	245
Business Person (Ex. Accountant/Banker)	2.2	239
Agriculture Related	2.2	241
Social Work/Counseling	2.1	240
Teacher	2.1	246
Research/Scientist	2.1	242
Engineer	2.0	243
Military	1.9	241
Skilled Trade (Plumber/Auto Mechanic/Lineman)	1.7	241

How much education past high school do you need for your TOP career of interest?

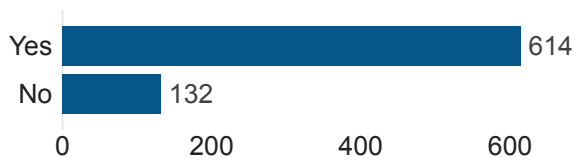
Field	7th		8th	
High school diploma	13.4%	15	11.9%	16
Certificate after high school	4.5%	5	3.0%	4
2-year degree (Community college or technical school)	9.8%	11	11.9%	16
4-year degree (College or University)	34.8%	39	32.6%	44
Graduate level work (Additional years after a 4-year degree)	37.5%	42	40.7%	55
Total		112		135

How much did you think a person with this job makes a year?

Field	Choice Count	
Less than \$10,000	3.6%	9
\$10,000 - \$19,999	5.6%	14
\$20,000 - \$29,999	6.0%	15
\$30,000 - \$39,999	6.7%	17
\$40,000 - \$49,999	11.5%	29
\$50,000 - \$59,999	7.5%	19
\$60,000 - \$69,999	9.9%	25
\$70,000 - \$79,999	9.5%	24
\$80,000 - \$89,999	6.7%	17
\$90,000 - \$99,999	4.8%	12
\$100,000 - \$149,999	12.7%	32
More than \$150,000	15.5%	39
Total		252

Future Planning for High School Students

Have your parents talked to you about college/career plans after high school?



Field		9th	10th	11th	12th			
Yes	76.7%	171	75.4%	98	87.9%	188	87.7%	157
No	23.3%	52	24.6%	32	12.1%	26	12.3%	22
Total		223		130		214		179

There are several types of post-secondary institutions (2 or 4-year colleges or technical schools) close to your high school. Rate your interest in attending the following post-secondary institutions. One star/Low Interest- Five stars/High Interest.

Higher averages reflect a higher interest in that college.

Field	Mean	Responses
University of Kentucky	3.4	653
Eastern Kentucky University	3.3	660
University of the Cumberlands	3.1	646
University of Louisville	2.7	611
University of Tennessee	2.5	613
Western Kentucky University	2.5	610
Morehead State University	2.3	596
Union College	2.3	623
Somerset Community College	2.2	606
Berea College	2.2	613
Lincoln Memorial University	2.2	607
Georgetown College	1.9	598
University of Pikeville	1.9	590
Transylvania University	1.8	589
Campbellsville University	1.7	600
Southeast Community and Technical College	1.7	594
Centre College	1.7	593
Lindsey Wilson College	1.7	592
Lincoln Tech Center	1.6	596
Jefferson Community and Technical College	1.6	591
Alice Lloyd College	1.6	596
Hazard Community and Technical College	1.5	590

Many factors can influence your choice of college. Order the factors listed below that are influencing your college decision from greatest to least. (Click and drag items into rank order, 1 being the greatest influence and 11 being the least influence)

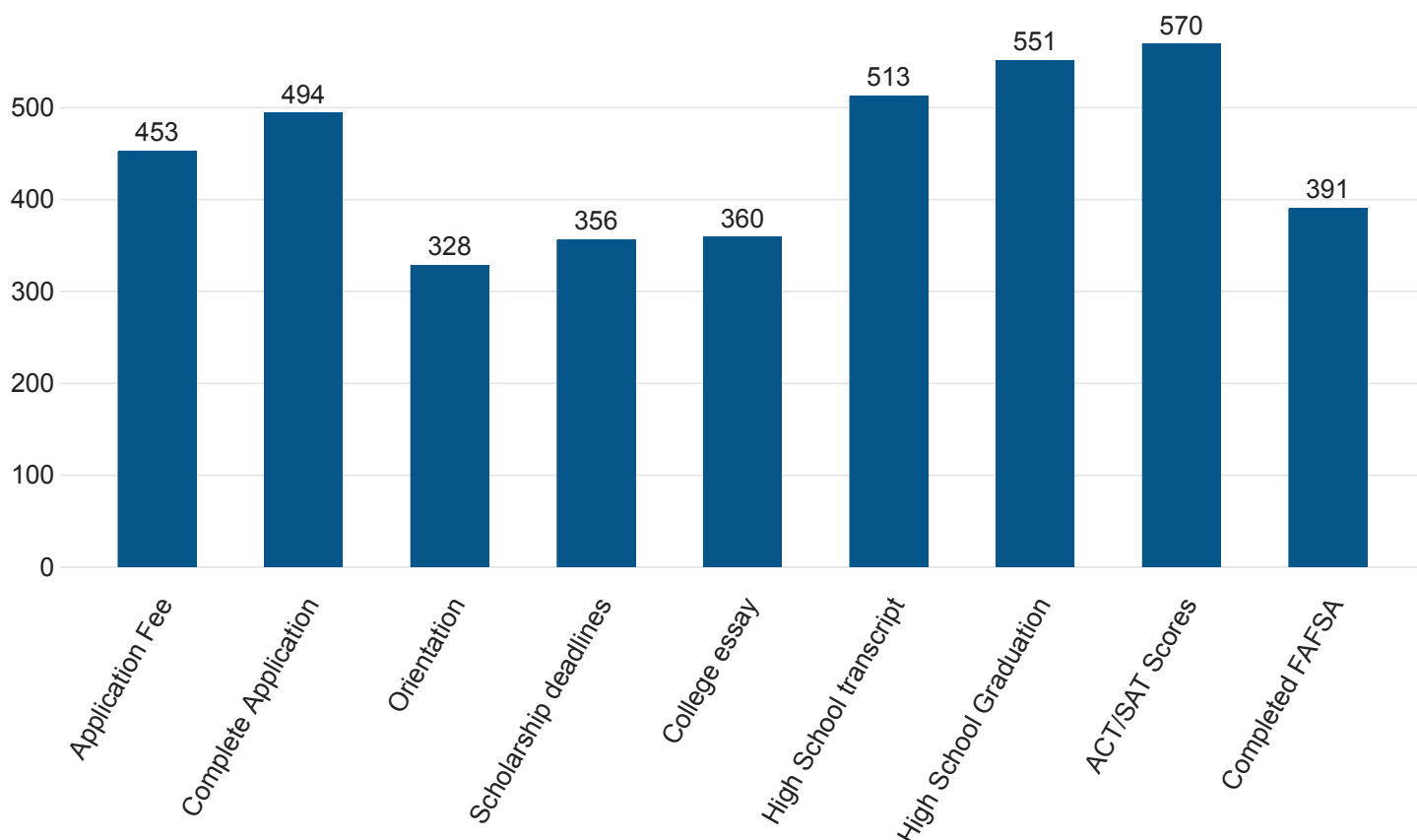
Items with lower averages reflect that the respondents believe it is more influential.

Field	Mean	Responses
Cost of attendance	2.8	658
The college offers my program of interest (major/career choice)	3.6	658
I've been on the campus before and liked it	4.4	658
The college is close to home	5.5	658
My friend/significant other is going there	6.3	658
The college seems like a fun place to go	6.3	658
My family member graduated from the college	6.5	658
Sports program	7.2	658
Someone from that college visited my high school	7.6	658
The college is far away from home	7.7	658
Mascot/School colors	8.1	658

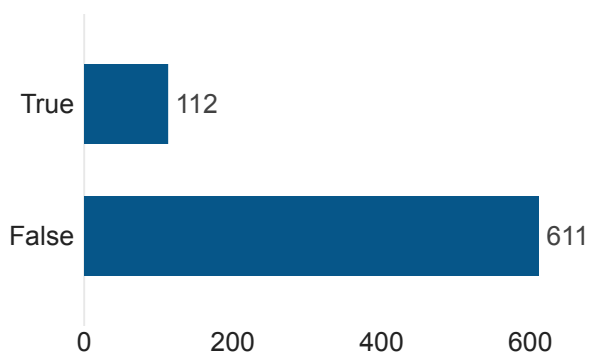
Field	1	2	3	4	5	6	7	8	9	10	11	Total
Cost of attendance	299	147	41	42	33	27	17	10	15	10	17	658
The college offers my program of interest (major/career choice)	179	167	78	64	27	21	16	17	21	48	20	658
I've been on the campus before and liked it	32	82	156	137	86	60	41	25	15	15	9	658
The college is close to home	51	65	103	71	57	60	53	75	44	46	33	658
My friend/significant other is going there	10	18	44	71	113	112	97	67	61	38	27	658
The college seems like a fun place to go	9	45	64	69	96	98	48	55	47	70	57	658
My family member graduated from the college	35	63	64	57	51	41	58	59	64	77	89	658
Sports program	25	35	46	33	45	45	84	85	86	91	83	658
Someone from that college visited my high school	4	4	9	27	56	83	117	140	100	77	41	658
The college is far away from home	11	23	36	43	48	50	52	63	113	88	131	658
Mascot/School colors	3	9	17	44	46	61	75	62	92	98	151	658

Which of the following factors are required to apply to post-secondary institutions?
 (Select all that apply)

685 Responses
 ● Choice Count



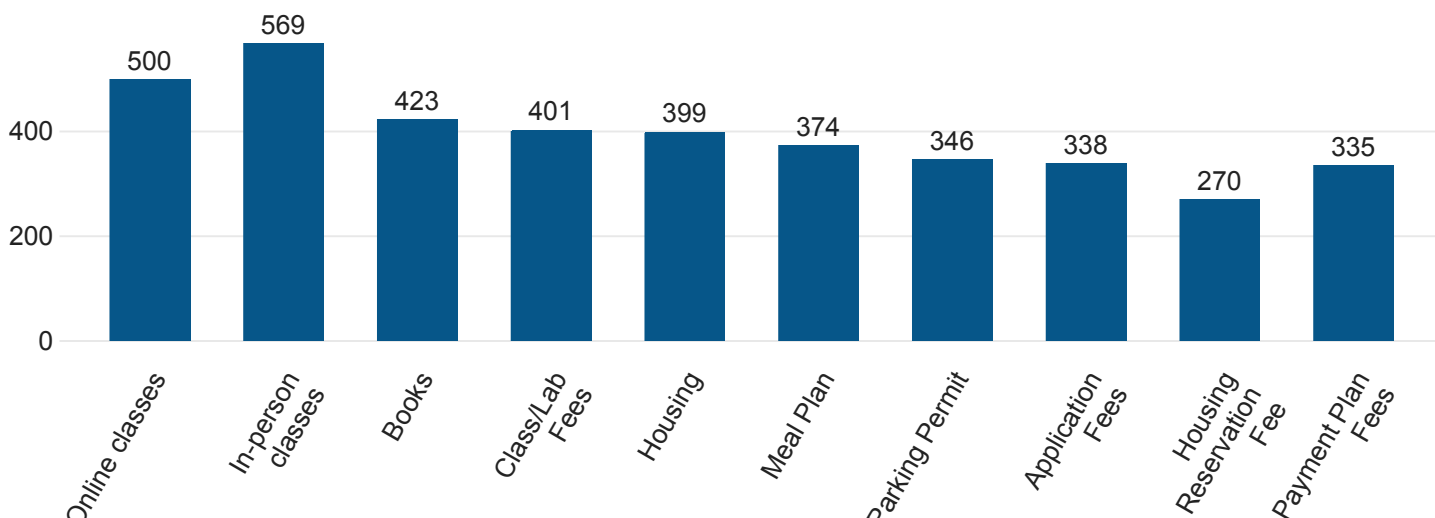
True or False; The cost to attend any post-secondary institution is the same.



Field		9th	10th	11th	12th			
True	15.1%	33	18.3%	23	18.8%	39	9.9%	17
False	84.9%	186	81.7%	103	81.2%	168	90.1%	154
Total		219		126		207		171

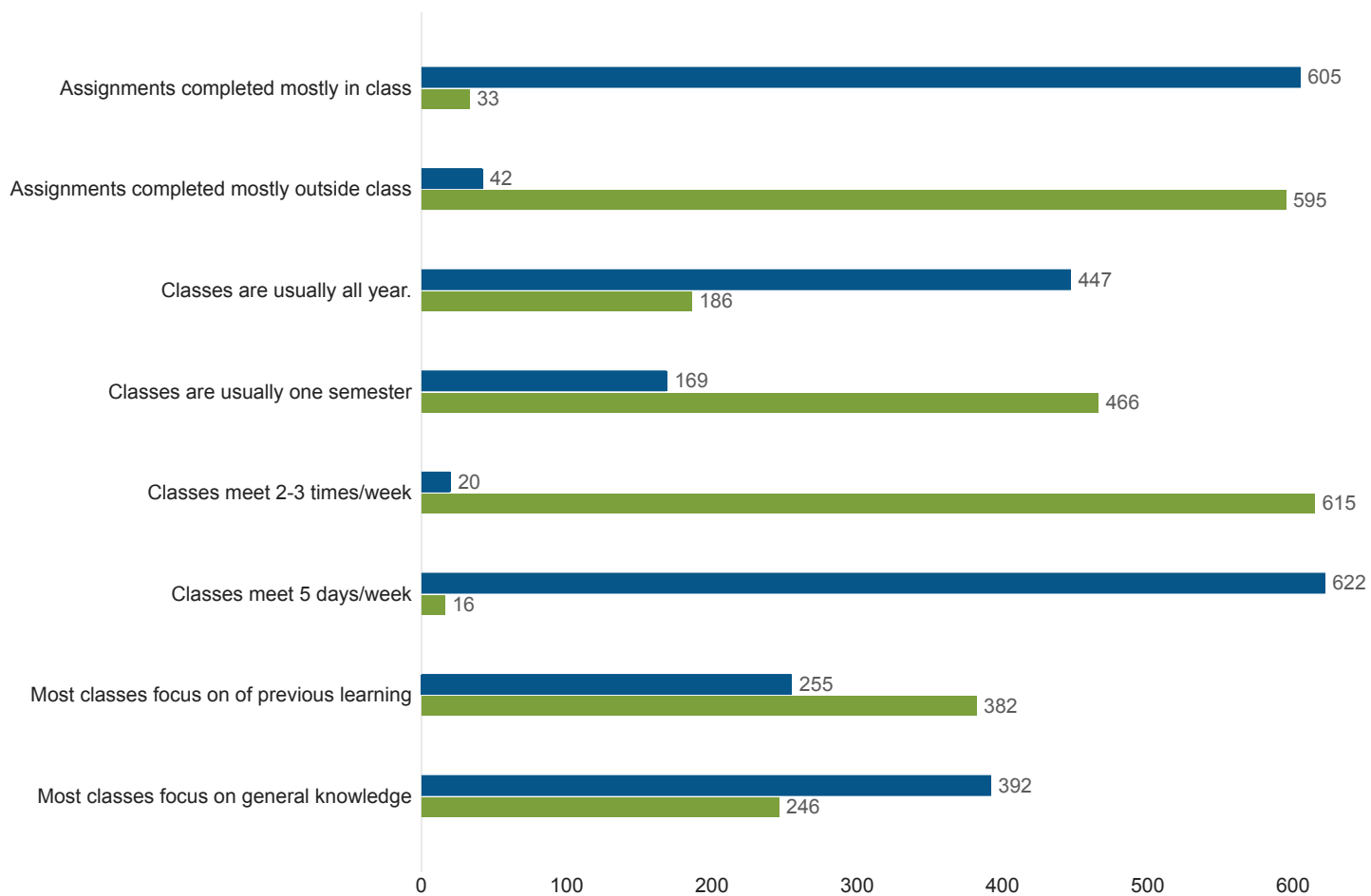
Your tuition includes: (check all that apply)

665 Responses
 ● Choice Count

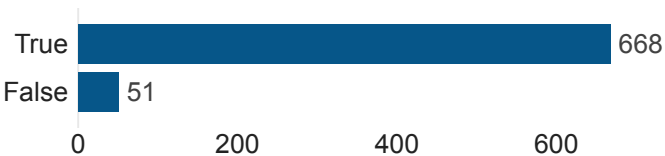


What items are true for high school classes compared to college classes?

● High School Classes ● College Classes

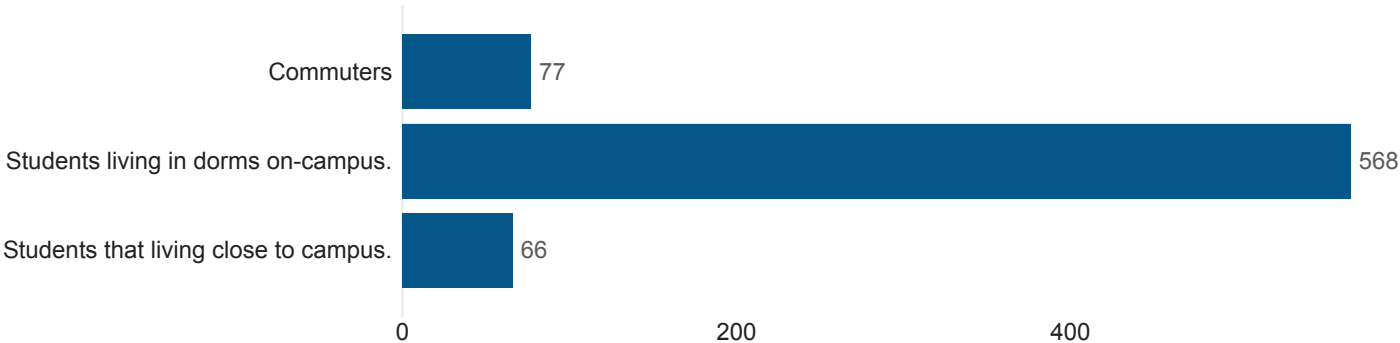


True or False: Do colleges have extra-curricular activities such as clubs and organizations (like FFA/Choir/Band)?



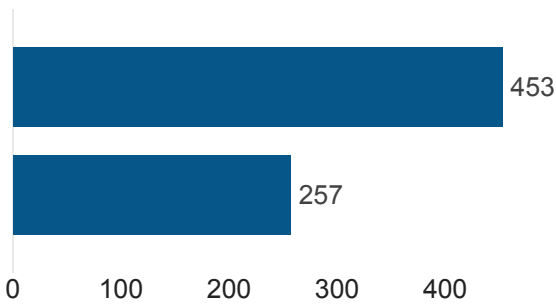
Field	9th	10th	11th	12th
True	91.7% 199	90.4% 113	94.1% 192	94.8% 164
False	8.3% 18	9.6% 12	5.9% 12	5.2% 9
Total	217	125	204	173

Food is an expense for all students. Which students MUST purchase a meal plan?



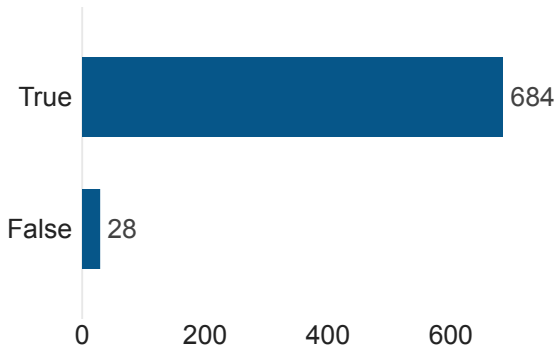
Field	9th	10th	11th	12th
Commuters	14.4% 31	9.8% 12	8.9% 18	9.4% 16
Students that live in a dorm on-campus.	72.2% 156	83.6% 102	85.1% 172	80.7% 138
Students that live in an apartment close to campus.	13.4% 29	6.6% 8	5.9% 12	9.9% 17
Total	216	122	202	171

True or False; Everyone is eligible for Federal Work-Study programs.



Field		9th	10th	11th	12th-			
True	66.7%	142	61.3%	76	62.9%	127	63.2%	108
False	33.3%	71	38.7%	48	37.1%	75	36.8%	63
Total		213		124		202		171

True or False; You have to pay back student loans borrowed for college expenses.



Field		9th	10th	11th	12th-			
True	96.7%	206	93.6%	117	95.6%	194	97.7%	167
False	3.3%	7	6.4%	8	4.4%	9	2.3%	4
Total		213		125		203		171

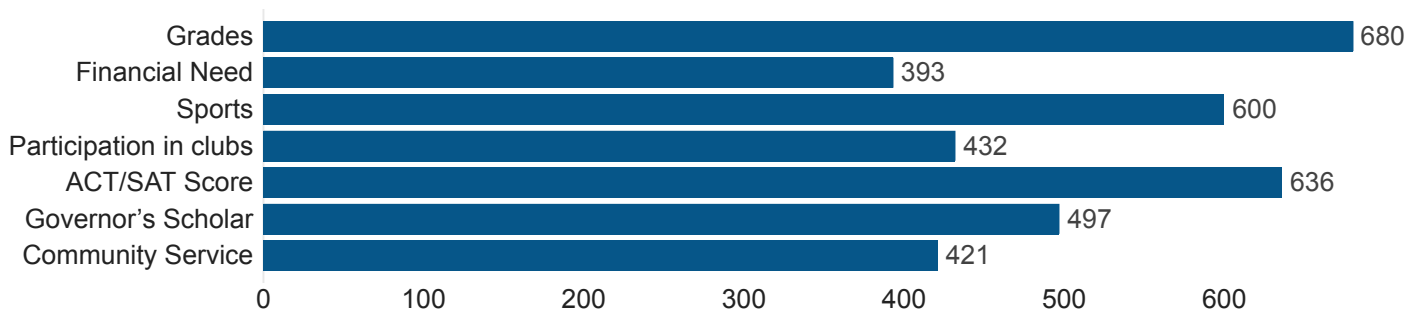
The FAFSA (Free Application for Federal Student Aid) application qualifies you for: (Select all that apply)

691 Responses

Field	9th- Freshman		10th- Sophomore		11th- Junior		12th- Senior	
Grants	70.3%	147	70.5%	86	73.5%	144	82.9%	136
Loans	72.7%	152	70.5%	86	70.9%	139	73.2%	120
Work-Study	50.2%	105	42.6%	52	42.9%	84	42.7%	70
Scholarships	67.9%	142	64.8%	79	70.9%	139	70.1%	115
Total		209		122		196		164

Scholarships are awarded based on: (Select all that apply)

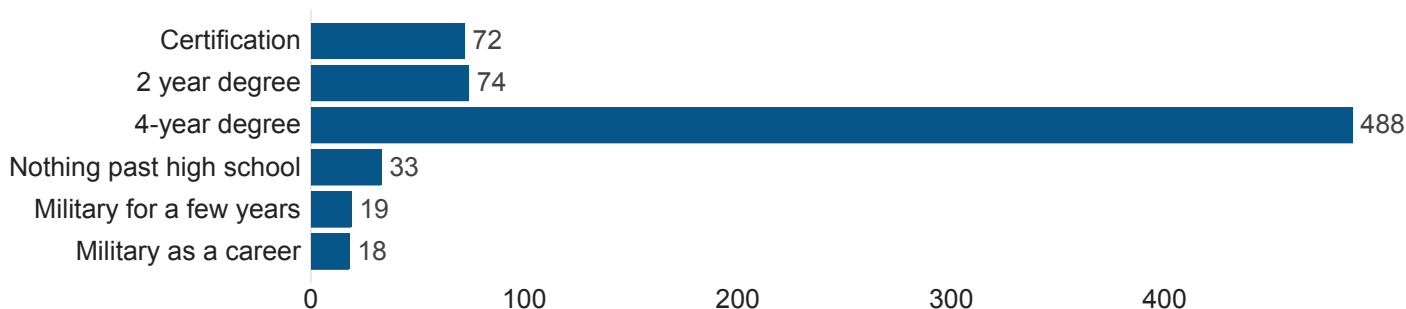
707 Responses



The path to a successful career is different for everyone.

Which statement is your preferred path?

704 Responses



704 Responses

Field	9th	10th	11th	12th
I will get a certification for a skilled trade (plumbing, lineman, electrician)	12.9% 27	12.4% 15	8.4% 17	7.6% 13
I will attend a 2 year college (community college or technical school)	9.5% 20	6.6% 8	10.9% 22	14.0% 24
I will attend a 4-year college/university	66.7% 140	70.2% 85	69.3% 140	71.9% 123
I will enlist in the military for a few years (and then attend college)	2.4% 5	3.3% 4	4.5% 9	0.6% 1
I will enlist in the military as a career	3.3% 7	2.5% 3	2.5% 5	1.8% 3
I will not complete any training past high school	5.2% 11	5.0% 6	4.5% 9	4.1% 7
Total	210	121	202	171

